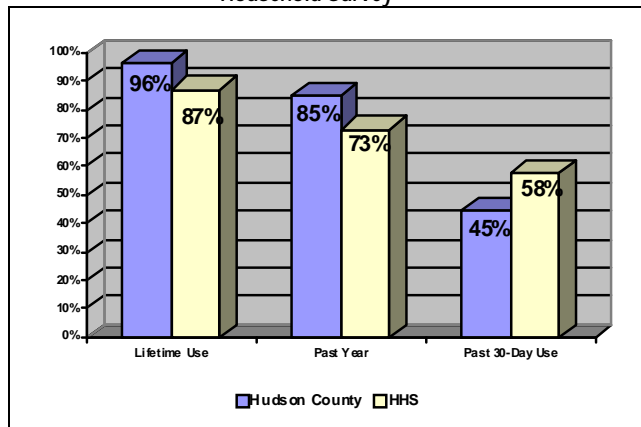


There were 695 Hudson County residents who went through the Intoxicated Driver Resource Center program in 2007. The following tables and graphs give demographic information about these clients. Clients' reported alcohol and other drug use characteristics are also described. Information was gathered from a mandatory self-administered questionnaire given during the IDRC classes and the counselors' screening/scoring forms.

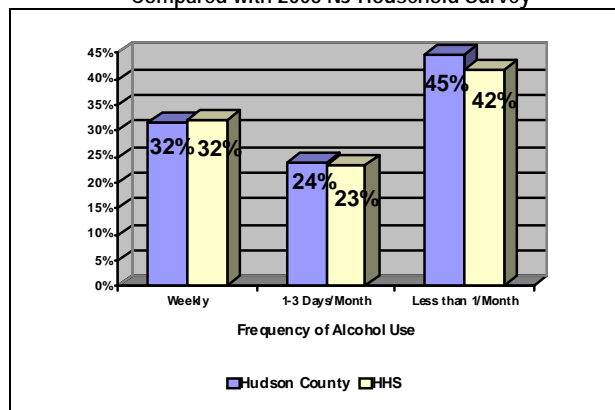
Hudson County IDRC Client Demographics

	N	%
<b>Gender</b>		
Male	601	86.5
Female	94	13.5
<b>Age</b>		
<21 (16-20)	28	4.0
21-24	84	12.1
25-34	250	36.0
35-49	236	34.0
50 and Over	97	14.0
<b>Race/Ethnicity</b>		
White (non-Hispanic)	229	34.2
Black (non-Hispanic)	48	7.2
Hispanic	365	54.6
Other	27	4.0
<b>Education</b>		
Less than High School	118	18.1
High School Graduate	235	36.1
Some College	162	24.9
College Graduate or Higher	136	20.9
<b>Marital Status</b>		
Single	300	44.7
Married	203	30.3
Divorced/Separated/Other	168	25.0
<b>Household Income</b>		
Under \$25,000	256	38.4
\$25,000-34,999	115	17.2
\$35,000-49,999	108	16.2
Over \$50,000	188	28.2
<b>Employment Status</b>		
Full-Time	498	73.7
Part-Time	60	8.9
Unemployed/Other	118	17.5

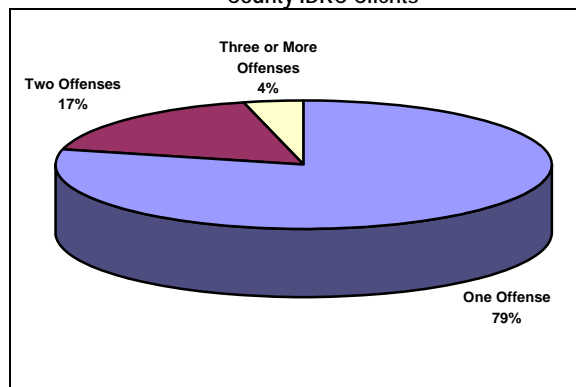
Alcohol Use by Hudson County IDRC Clients Compared with 2003 NJ Household Survey



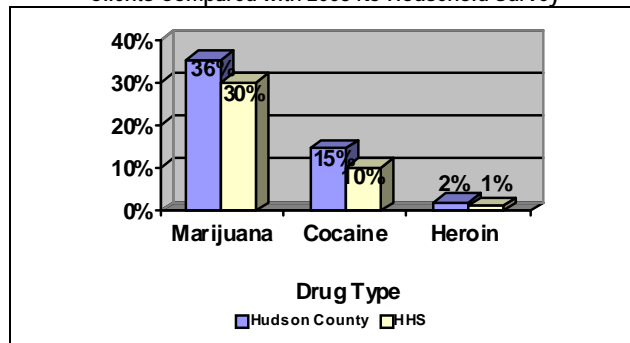
Frequency of Alcohol Use by Hudson County IDRC Clients Compared with 2003 NJ Household Survey



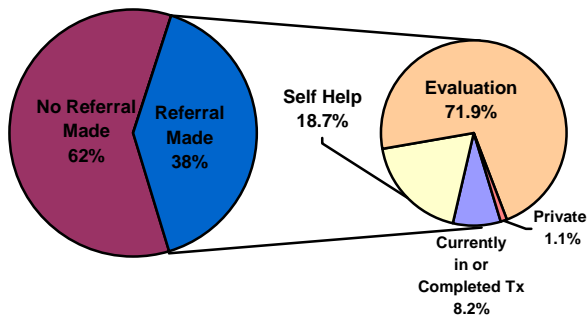
Number of Alcohol-Related Offenses on DMV Records of Hudson County IDRC Clients



Lifetime Marijuana, Cocaine and Heroin Use by Hudson County IDRC Clients Compared with 2003 NJ Household Survey



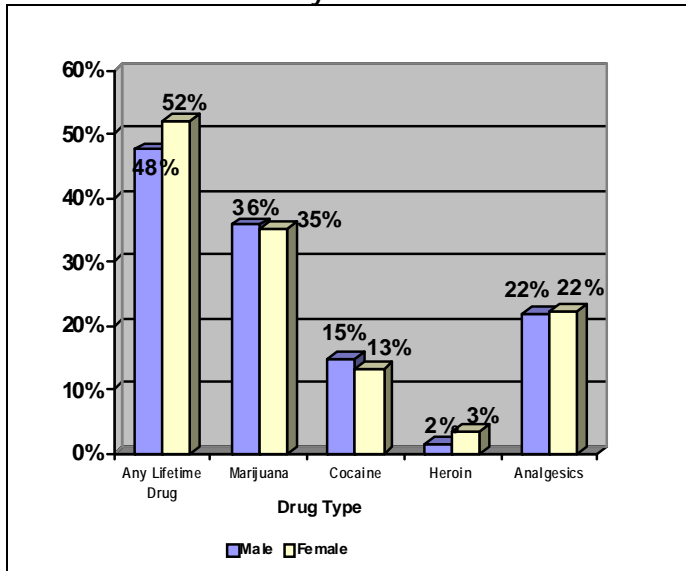
## 2007 Hudson County Resident Referrals from IDRC



## Clients' Treatment/Self-Help History by Screening Score and Referral Status

Treatment/Self-Help History	N	% Clients with Treatment History who Scored 9 or more*	% Clients with Treatment History who had Referral Made
AA in Lifetime	110	70.9	84.6
Currently in AA	46	69.6	82.6
NA Lifetime	50	66.0	76.0
Currently in NA	14	57.1	78.6
Treatment in Lifetime	78	68.0	79.5
Currently in Treatment	22	68.2	95.5

## Hudson County IDRC Clients' Lifetime Drug Use including Marijuana, Cocaine, Heroin & Analgesic Use, by Gender



## Hudson County IDRC Clients' Demographic Criteria by Referral, Lifetime Drug Use, Two or More Offenses, Tobacco Use and Screening Score Cutoff

	Referral Made	Lifetime Drug	2 or more Offenses	Use Tobacco Products	Screening Score Above Cutoff	
GENDER	Male	40.8	47.6	23.4	40.7	47.9
	Female	23.4	52.1	9.6	44.6	33.0
AGE	<21	14.3	57.1	0.0	53.6	50.0
	21-24	32.1	60.7	9.5	48.2	47.6
	25-34	32.8	48.8	14.9	40.2	43.6
	35-49	44.9	45.8	28.4	39.7	49.6
	50 and Over	49.5	39.2	38.5	37.6	40.2
EDUCATION	Less than high school	52.5	31.4	26.3	26.3	70.3
	High school graduate	39.2	50.2	22.2	48.1	46.4
	Some college	35.2	55.6	16.7	50.0	45.1
	College graduate or higher	23.5	55.9	14.0	32.4	29.4
RACE/ETHNICITY	White	32.3	62.5	23.1	48.5	36.2
	Black	45.8	70.8	12.5	54.2	43.8
	Hispanic	40.3	40.0	20.1	34.3	55.1
	Other	33.3	22.2	14.8	51.9	22.2
EMPLOYMENT STATUS	Employed Full-time	36.4	48.6	20.3	37.8	42.6
	Employed part-time	40.0	46.7	11.7	50.0	55.0
	Unemployed/other	39.8	51.7	25.4	50.9	57.6
INCOME	Under \$25,000	38.7	41.4	19.5	38.3	56.6
	\$25,000-34,999	48.7	48.7	26.1	42.6	53.0
	\$35,000-49,999	38.0	47.2	23.4	45.4	34.3
	\$50,000 +	28.7	60.6	15.4	41.5	36.7

## Hudson County IDRC Clients' Self-Reported Illicit Drug Use

	Lifetime	Past Year	Past 30 days
Marijuana	35.7	8.8	2.0
Cocaine	14.5	3.3	0.4
Heroin	1.8	0.0	0.0
Analgesic	21.8	15.7	6.6
Hallucinogen	4.6	0.6	0.6
Club Drugs	5.0	0.2	0.0
Tranquilizer	3.6	1.8	0.9
Sedative	7.6	5.4	2.7
Stimulant	1.5	0.4	0.4
Inhalant	1.0	0.7	0.4
Methamphetamine	1.0	0.2	0.2
Anabolic Steroids	0.6	0.2	0.2