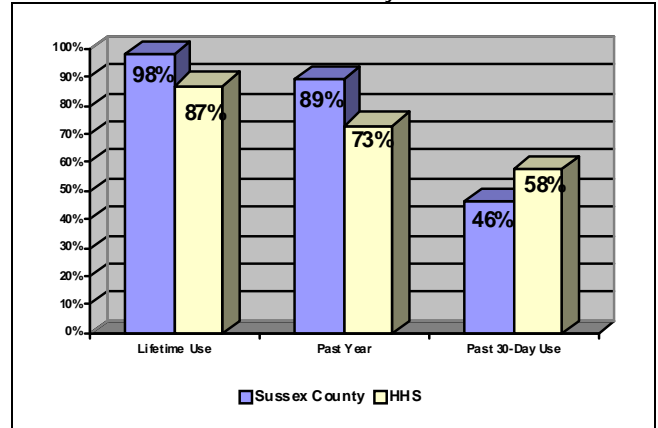


There were 421 Sussex County residents who went through the Intoxicated Driver Resource Center program in 2007. The following tables and graphs give demographic information about these clients. Clients' reported alcohol and other drug use characteristics are also described. Information was gathered from a mandatory self-administered questionnaire given during the IDRC classes and the counselors' screening/scoring forms.

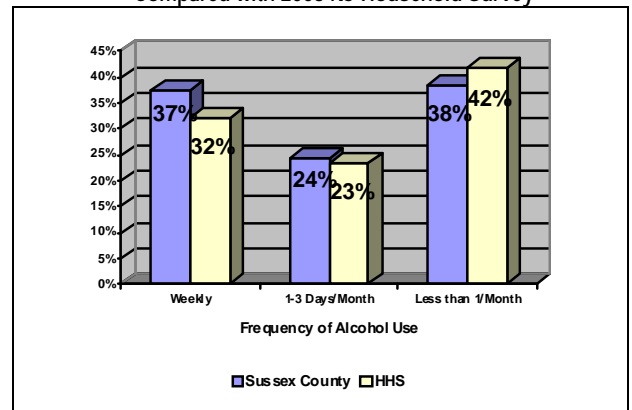
Sussex County IDRC Client Demographics

	N	%
Gender		
Male	319	75.8
Female	102	24.2
Age		
<21 (16-20)	61	14.5
21-24	78	18.5
25-34	97	23.0
35-49	125	29.7
50 and Over	60	14.3
Race/Ethnicity		
White (non-Hispanic)	368	88.9
Black (non-Hispanic)	7	1.7
Hispanic	27	6.5
Other	12	2.9
Education		
Less than High School	52	12.9
High School Graduate	171	42.5
Some College	109	27.1
College Graduate or Higher	70	17.4
Marital Status		
Single	210	51.0
Married	112	27.2
Divorced/Separated/Other	90	21.8
Household Income		
Under \$25,000	129	31.3
\$25,000-34,999	56	13.6
\$35,000-49,999	64	15.5
Over \$50,000	163	39.6
Employment Status		
Full-Time	252	60.4
Part-Time	72	17.3
Unemployed/Other	93	22.3

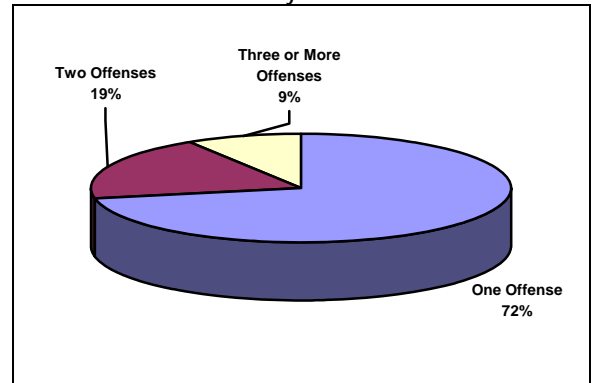
Alcohol Use by Sussex County IDRC Clients Compared with 2003 NJ Household Survey



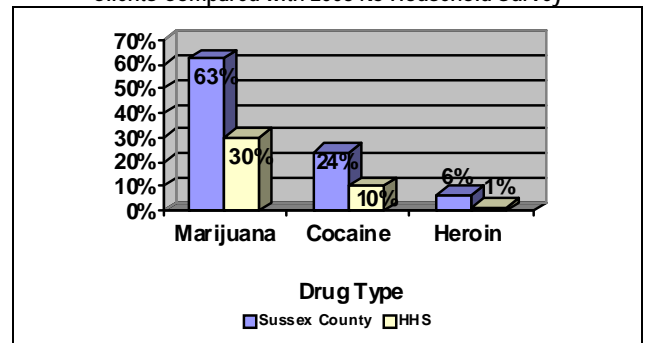
Frequency of Alcohol Use by Sussex County IDRC Clients Compared with 2003 NJ Household Survey



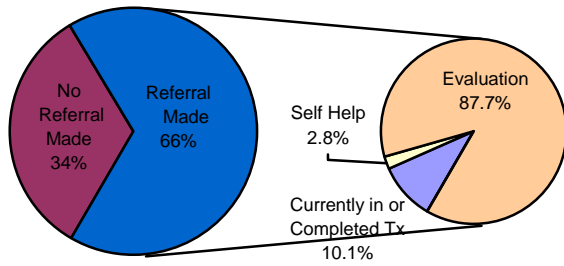
Number of Alcohol-Related Offenses on DMV Records of Sussex County IDRC Clients



Lifetime Marijuana, Cocaine and Heroin Use by Sussex County IDRC Clients Compared with 2003 NJ Household Survey



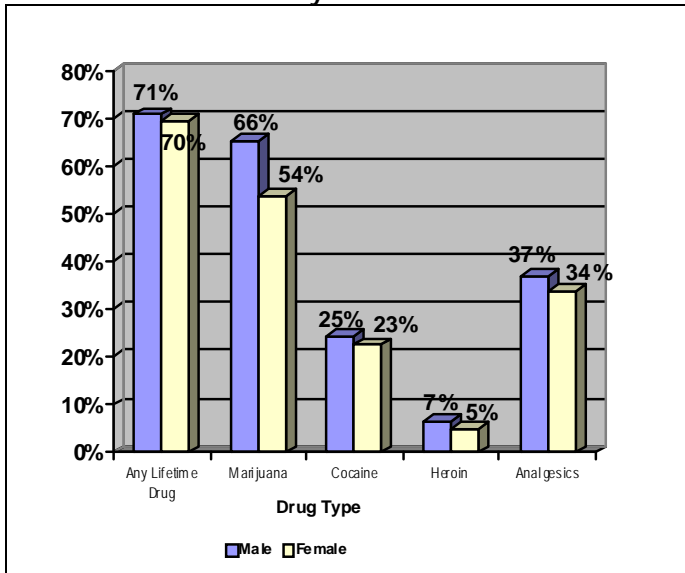
2007 Sussex County Resident Referrals from IDRC



Clients' Treatment/Self-Help History by Screening Score and Referral Status

Treatment/Self-Help History	N	% Clients with Treatment or Self Help History who Scored 9 or more*	% Clients with Treatment or Self Help History who had Referral Made
AA in Lifetime	144	72.2	84.7
Currently in AA	67	76.1	92.5
NA Lifetime	59	83.1	86.4
Currently in NA	24	87.5	95.8
Treatment in Lifetime	116	76.7	90.5
Currently in Treatment	34	85.3	100.0

Sussex County IDRC Clients' Lifetime Drug Use including Marijuana, Cocaine, Heroin & Analgesic Use, by Gender



Sussex County IDRC Clients' Demographic Criteria by Referral, Lifetime Drug Use, Two or More Offenses, Tobacco Use and Screening Score Cutoff

	Referral Made	Lifetime Drug	2 or more Offenses	Use Tobacco Products	Screening Score Above Cutoff	
GENDER	Male	68.3	70.9	31.5	67.5	55.2
	Female	57.8	69.6	17.0	53.9	43.1
AGE	<21	91.8	65.6	4.9	68.9	63.9
	21-24	57.7	75.6	11.7	64.1	53.9
	25-34	66.0	70.1	32.3	72.2	51.6
	35-49	56.8	70.4	38.7	62.6	45.6
	50 and Over	68.3	70.0	43.3	50.0	53.3
EDUCATION	Less than high school	82.7	71.2	28.9	78.9	63.5
	High school graduate	67.8	74.3	25.9	70.2	60.2
	Some college	68.8	73.4	28.0	58.7	48.6
	College graduate or higher	45.7	61.4	30.0	47.1	37.1
RACE/ETHNICITY	White	67.7	72.0	29.3	65.7	51.4
	Black	57.1	85.7	42.9	57.1	85.7
	Hispanic	51.9	66.7	7.4	51.9	55.6
	Other	50.0	58.3	25.0	58.3	50.0
EMPLOYMENT STATUS	Employed Full-time	60.3	68.7	29.5	64.1	50.0
	Employed part-time	75.0	69.4	21.1	66.7	51.4
	Unemployed/other	74.2	78.5	29.4	62.4	60.2
INCOME	Under \$25,000	74.4	71.3	23.4	71.3	55.0
	\$25,000-34,999	71.4	73.2	28.6	73.2	62.5
	\$35,000-49,999	67.2	62.5	39.1	60.9	53.1
	\$50,000 +	56.4	73.0	26.1	57.4	46.6

Sussex County IDRC Clients' Self-Reported Illicit Drug Use

	Lifetime	Past Year	Past 30 days
Marijuana	62.7	22.8	2.0
Cocaine	24.1	6.1	0.9
Heroin	6.2	2.4	0.3
Analgesic	36.3	20.1	6.1
Hallucinogen	14.4	2.1	0.3
Club Drugs	9.6	2.1	0.3
Tranquilizer	10.5	4.5	1.8
Sedative	13.9	8.4	4.5
Stimulant	6.5	1.2	0.3
Inhalant	5.5	0.6	0.0
Methamphetamine	5.3	0.3	0.0
Anabolic Steroids	1.4	0.6	0.0