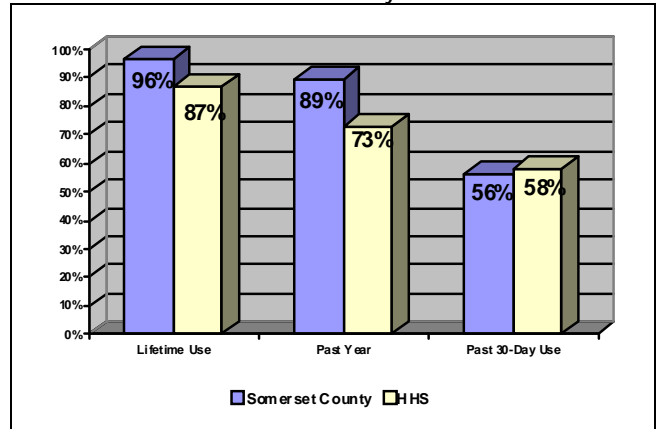


302 clients who went through the Intoxicated Driver Resource Center program in 2008 were reported as being Somerset County residents. The following tables and graphs give demographic information about these clients. Clients' reported alcohol and other drug use characteristics are also described. Information was gathered from a mandatory self-administered questionnaire given during the IDRC classes and the counselors' screening/evaluation scoring forms.

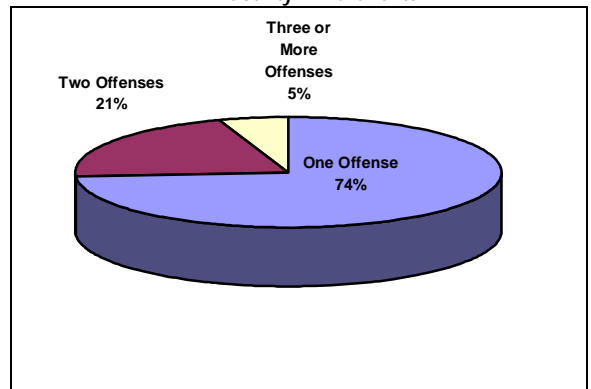
Somerset County IDRC Client Demographics

	N	%
Gender		
Male	242	80.4
Female	59	19.6
Age		
<21 (16-20)	28	9.4
21-24	46	15.5
25-34	82	27.6
35-49	100	33.7
50 and Over	41	13.8
Race/Ethnicity		
White (non-Hispanic)	214	71.8
Black (non-Hispanic)	14	4.7
Hispanic	53	17.8
Other	17	5.7
Education		
Less than High School	20	7.1
High School Graduate	88	31.3
Some College	90	32.0
College Graduate or Higher	83	29.5
Marital Status		
Single	173	58.1
Married	53	17.8
Divorced/Separated/Other	72	24.2
Household Income		
Under \$25,000	65	23.1
\$25,000-34,999	29	10.3
\$35,000-49,999	30	10.6
Over \$50,000	158	56.0
Employment Status		
Full-Time	159	53.9
Part-Time	27	9.2
Unemployed/Other	109	37.0

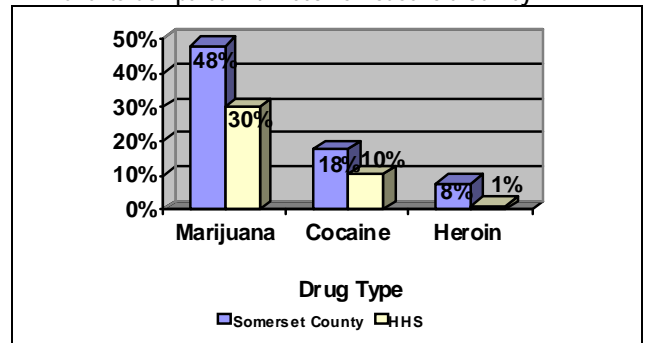
Alcohol Use by Somerset County IDRC Clients Compared with 2003 NJ Household Survey



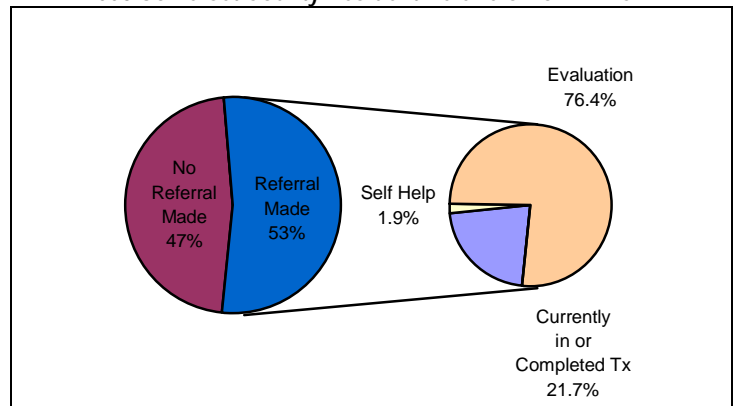
Number of Alcohol-Related Offenses on DMV Records of Somerset County IDRC Clients



Lifetime Marijuana, Cocaine and Heroin Use by Somerset County IDRC Clients Compared with 2003 NJ Household Survey



2008 Somerset County Resident Referrals from IDRC



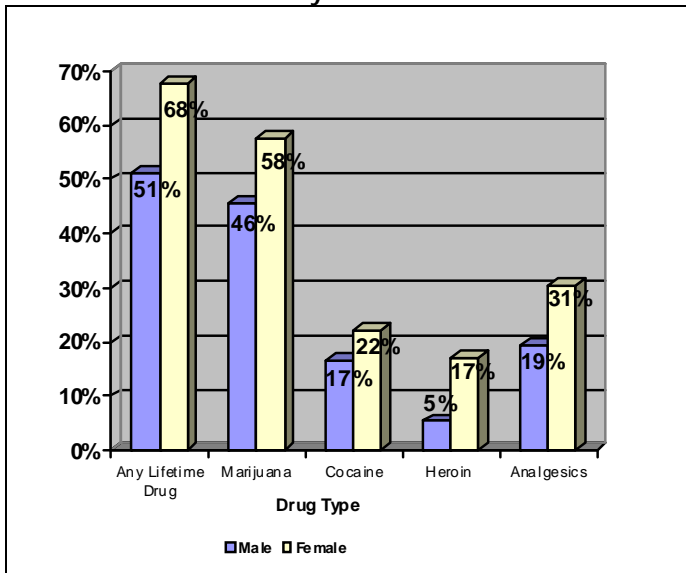
Somerset County IDRC Clients' Demographic Criteria by Referral, Lifetime Drug Use, Two or More Offenses, Tobacco Use and Screening Score Cutoff

	Referral Made	Lifetime Drug	2 or more Offenses	Use Tobacco Products	Screening Score Above Cutoff	
GENDER	Male	51.2	51.2	28.6	51.2	44.6
	Female	61.0	67.8	27.3	66.1	47.5
AGE	<21	96.4	64.3	7.4	75.0	53.6
	21-24	43.5	63.0	7.1	60.9	50.0
	25-34	54.9	53.7	33.3	61.0	43.9
	35-49	40.0	48.0	37.0	45.0	40.0
	50 and Over	61.0	53.7	34.2	39.0	48.8
EDUCATION	Less than high school	85.0	65.0	44.4	60.0	60.0
	High school graduate	61.4	58.0	25.9	63.6	56.8
	Some college	51.1	53.3	29.1	58.9	36.7
	College graduate or higher	38.6	56.6	24.7	44.6	37.4
RACE/ETHNICITY	White	56.5	60.3	28.5	61.7	42.5
	Black	78.6	85.7	69.2	42.9	42.9
	Hispanic	49.1	30.2	22.2	24.5	50.9
	Other	5.9	35.3	13.3	52.9	52.9
EMPLOYMENT STATUS	Employed Full-time	49.1	52.2	27.3	52.2	40.3
	Employed Part-time	59.3	55.6	22.2	66.7	51.9
	Unemployed/other	56.0	56.9	30.0	54.1	48.6
INCOME	Under \$25,000	55.4	63.1	30.0	58.5	56.9
	\$25,000-34,999	51.7	44.8	37.0	51.7	55.2
	\$35,000-49,999	70.0	56.7	34.5	46.7	43.3
	\$50,000 +	50.0	52.5	24.3	54.4	38.0

Clients' Treatment/Self-Help History by Screening Score and Referral Status

Treatment/Self-Help History	N	% Clients with Treatment or Self Help History who Scored 9 or more*	% Clients with Treatment or Self Help History who had Referral Made
AA in Lifetime	86	64.0	88.4
Currently in AA	39	66.7	89.7
NA Lifetime	30	90.0	93.3
Currently in NA	15	86.7	100.0
Treatment in Lifetime	65	72.3	90.8
Currently in Treatment	33	60.6	97.0

Somerset County IDRC Clients' Lifetime Drug Use including Marijuana, Cocaine, Heroin & Analgesic Use, by Gender



Somerset County IDRC Clients' Self-Reported Illicit Drug Use

	Lifetime	Past Year	Past 30 days
Marijuana	48.0	16.3	2.0
Cocaine	17.6	3.8	0.0
Heroin	7.6	2.9	0.0
Analgesic	21.4	13.1	6.6
Hallucinogen	10.7	1.1	0.0
Club Drugs	7.1	0.6	0.0
Tranquilizer	5.3	5.1	1.7
Sedative	11.8	10.7	2.8
Stimulant	4.0	2.3	0.6
Inhalant	5.4	1.1	0.0
Methamphetamine	4.7	0.0	0.0
Anabolic Steroids	0.3	0.0	0.0

2008 Somerset County IDRC Clients' City of Residence

Municipality	Number	Percent	Number Age 18-25	Percent
Basking Ridge	9	3.0	3	4.1
Bayville	1	0.3	0	0
Bedminster	5	1.7	3	4.1
Belle Mead	8	2.7	4	5.4
Bernardsville	8	2.7	2	2.7
Bethlehem	1	0.3	0	0
Bound Brook	13	4.3	3	4.1
Branchburg	7	2.3	2	2.7
Brick	1	0.3	0	0
Bridgewater	31	10.3	12	16.2
Budd Lake	1	0.3	1	1.4
East Windsor	1	0.3	0	0
Edison	1	0.3	0	0
Far Hills	3	1.0	0	0
Flagtown	1	0.3	0	0
Flemington	1	0.3	0	0
Forked River	1	0.3	0	0
Franklin Park	4	1.3	0	0
Gladstone	2	0.7	0	0
Green Brook	1	0.3	0	0
Hamilton	1	0.3	0	0
Hillsborough	43	14.3	10	13.5
Kingston	1	0.3	0	0
Lake Ariel	1	0.3	0	0
Lebanon	1	0.3	0	0
Liberty Corner	1	0.3	0	0
Manville	18	6.0	2	2.7
Martinsville	4	1.3	1	1.4
Middlesex	2	0.7	1	1.4
Morristown	1	0.3	0	0
Neshantic Station	4	1.3	0	0
New Brunswick	1	0.3	0	0
North Brunswick	2	0.7	0	0
North Plainfield	17	5.7	4	5.4
Parlin	1	0.3	1	1.4
Phillipsburg	1	0.3	0	0
Plainfield	1	0.3	0	0
Pocono Summit	2	0.7	0	0
Raritan	7	2.3	2	2.7
Rocky Hill	1	0.3	1	1.4
Sayreville	2	0.7	0	0
Skillman	7	2.3	1	1.4
Somerset	26	8.6	0	0
Somerville	21	7.0	2	2.7
South Bound Brook	8	2.7	4	5.4
Three Bridges	1	0.3	0	0
Warren	15	5.0	9	12.2
Watchung	8	2.7	6	8.1
West Orange	1	0.3	0	0
Westfield	1	0.3	0	0
Yardley	1	0.3	0	0
TOTAL	301		74	