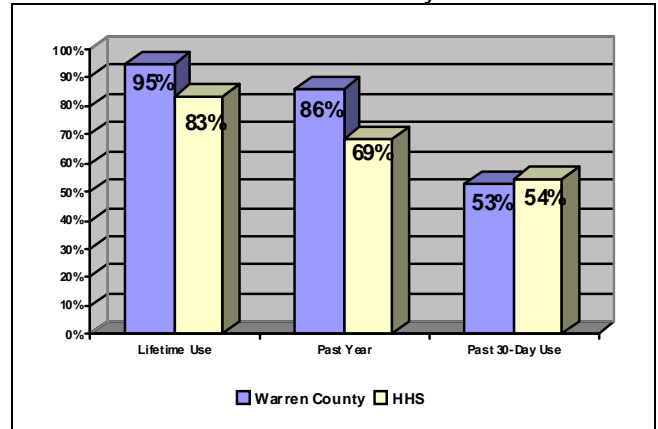


Data were collected on 303 clients in 2011 who went through the Warren County Intoxicated Driver Resource Center program or were monitored by the Warren County IDRC. The following tables and graphs give demographic information about these clients. Clients' reported alcohol and other drug use characteristics are also described. Information was gathered from a mandatory self-administered questionnaire given during the IDRC classes and the counselors' supplemental entries into the New Jersey Substance Abuse Monitoring System (NJSAMS).

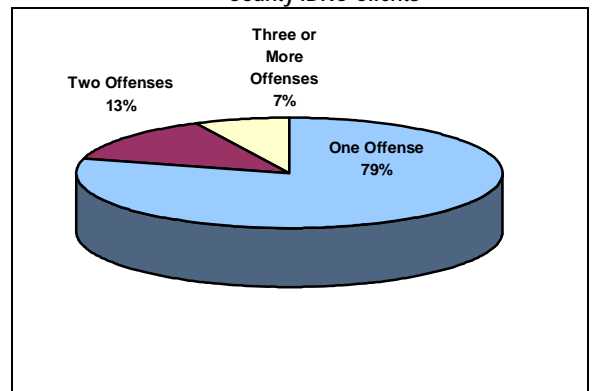
Warren County IDRC Client Demographics

	N	%
Gender		
Male	232	76.6
Female	71	23.4
Age		
<21 (16-20)	24	7.9
21-24	62	20.5
25-34	76	25.1
35-49	92	30.4
50 and Over	49	16.2
Race/Ethnicity		
White (non-Hispanic)	225	84.3
Black (non-Hispanic)	13	4.9
Hispanic	21	7.9
Other	8	3.0
Education		
Less than High School	24	8.8
High School Graduate	96	35.2
Some College	87	31.9
College Graduate or Higher	66	24.2
Marital Status		
Single	157	56.9
Married	39	14.1
Divorced/Separated/Other	80	29.0
Household Income		
Under \$25,000	72	27.2
\$25,000-34,999	35	13.2
\$35,000-49,999	49	18.5
Over \$50,000	109	41.1
Employment Status		
Full-Time	156	58.9
Part-Time	32	12.1
Unemployed/Other	77	29.1

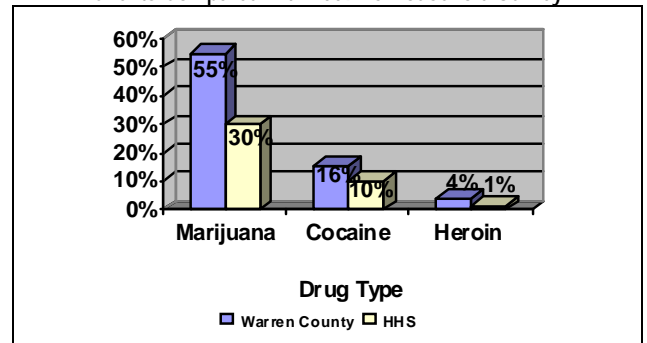
Alcohol Use by Warren County IDRC Clients Compared with 2009 NJ Household Survey



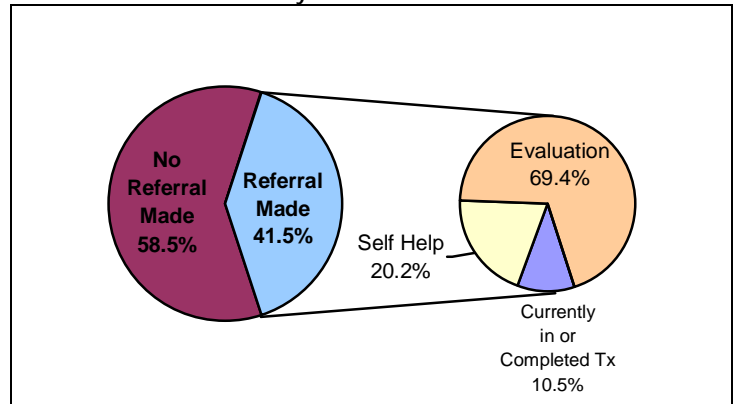
Number of Alcohol-Related Offenses on DMV Records of Warren County IDRC Clients



Lifetime Marijuana, Cocaine and Heroin Use by Warren County IDRC Clients Compared with 2009 NJ Household Survey



2011 Warren County Resident Referrals from IDRC



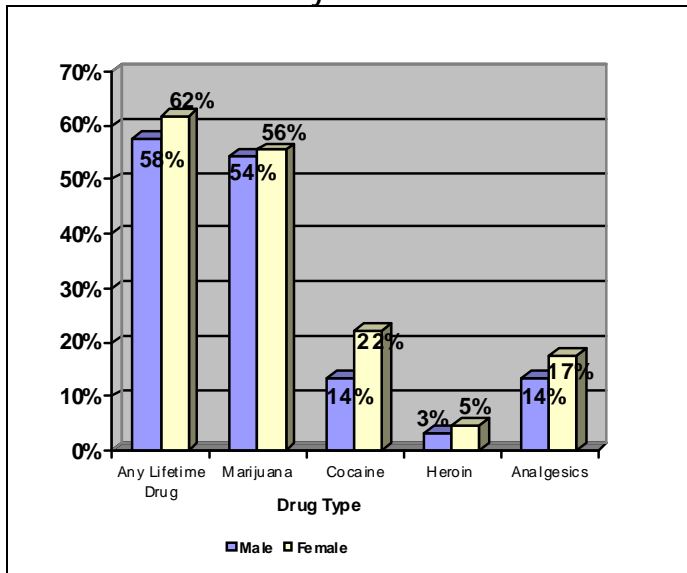
Warren County IDRC Clients' Demographic Criteria by Referral, Lifetime Drug Use, Two or More Offenses, Tobacco Use and Screening Score Cutoff

Clients' Treatment/Self-Help History by Screening Score and Referral Status

Treatment/Self-Help History	N	% Clients with Treatment or Self Help History who Scored 9 or more*	% Clients with Treatment or Self Help History who had Referral Made
AA in Lifetime	66	68.2	72.7
Currently in AA	26	84.6	84.6
NA Lifetime	24	70.8	66.7
Currently in NA	2	100.0	100.0
Treatment in Lifetime	41	63.4	70.7
Currently in Treatment	5	80.0	80.0

*screening score cutoff

Warren County IDRC Clients' Lifetime Drug Use including Marijuana, Cocaine, Heroin & Analgesic Use, by Gender



	% Referral Made	% Lifetime Drug	% 2 or more Offenses	% Use Tobacco Products	% Screening Score Above Cutoff of 9	
GENDER	Male	42.4	57.7	23.1	67.4	47.4
	Female	38.6	61.9	12.9	55.6	39.7
AGE	<21	41.7	59.1	4.2	72.7	72.7
	21-24	31.2	60.0	11.3	70.0	43.3
	25-34	48.0	62.3	22.4	66.7	43.5
	35-49	42.9	56.3	23.1	64.0	41.9
	50 and Over	41.7	55.0	34.9	51.2	46.3
EDUCATION	Less than high school	58.3	43.5	25.0	62.5	66.7
	High school graduate	42.1	63.5	23.2	80.0	45.3
	Some college	33.3	64.4	18.4	63.2	46.0
	College graduate or higher	35.4	51.5	13.9	45.5	36.4
RACE/ETHNICITY	White	39.7	62.5	19.1	67.0	44.6
	Black	*	*	*	*	*
	Hispanic	28.6	28.6	19.1	47.6	71.4
	Other	*	*	*	*	*
	EMPLOYMENT STATUS	Employed Full-time	37.4	58.7	21.2	63.9
Employed part-time	46.9	75.0	18.8	68.8	46.9	
Unemployed/other	43.4	52.0	18.7	66.2	48.1	
INCOME	Under \$25,000	37.5	61.1	19.4	69.4	50.0
	\$25,000-34,999	25.7	48.6	8.6	74.3	42.9
	\$35,000-49,999	49.0	53.1	29.2	71.4	42.9
	\$50,000 +	37.4	64.2	18.5	57.4	41.7

* numbers in this category are too small to be meaningful

Warren County IDRC Clients' Self-Reported Illicit Drug Use

	% Lifetime	% Past Year	% Past 30 days
Marijuana	54.7	14.0	3.1
Cocaine	15.5	2.0	0.0
Heroin	3.6	0.8	0.0
Analgesic	14.4	6.3	0.4
Hallucinogen	11.2	0.8	0.0
Club Drugs	7.6	1.2	0.4
Tranquilizer	6.2	2.0	0.4
Sedative	11.8	7.2	2.4
Stimulant	5.1	3.2	0.0
Inhalant	4.7	0.8	0.0
Methamphetamine	6.2	0.4	0.0
Anabolic Steroids	0.8	0.0	0.0

2011 Warren County IDRC Clients' City of Residence

Municipality	Number	Percent	Number Age 18-25	Percent
Allamuchy	1	0.3	0	0
Allentown	4	1.3	0	0
Alpha	7	2.3	1	1.2
Asbury	5	1.7	2	2.4
Belvidere	17	5.6	9	10.6
Bethlehem	4	1.3	0	0
Blairstown	16	5.3	4	4.7
Bound Brook	1	0.3	0	0
Columbia	7	2.3	1	1.2
Delaware	1	0.3	1	1.2
East Bangor	1	0.3	1	1.2
East Stroudsburg	5	1.7	1	1.2
Easton	15	5.0	3	3.5
Glen Gardner	1	0.3	0	0
Great Meadows	7	2.3	2	2.4
Hackettstown	53	17.5	13	15.3
Hamilton	1	0.3	1	1.2
Hardwick	2	0.7	0	0
Hellertown	1	0.3	0	0
Hopatcong	1	0.3	0	0
Hope	1	0.3	0	0
Jim Thorpe	1	0.3	0	0
Landing	1	0.3	0	0
Leighton	1	0.3	0	0
Lopatcong	1	0.3	0	0
Mountainhome	1	0.3	0	0
Oxford	10	3.3	6	7.1
Phillipsburg	71	23.4	19	22.4
Pocono Pines	1	0.3	0	0
Pohatcong	1	0.3	0	0
Port Murray	6	2.0	1	1.2
Portland	1	0.3	0	0
Rockaway	1	0.3	1	1.2
Saylorsburg	1	0.3	0	0
Smyrna	1	0.3	0	0
Sneads Ferry	1	0.3	0	0
Stewartsville	11	3.6	5	5.9
Stroudsburg	3	1.0	0	0
Tobyhanna	2	0.7	0	0
Vienna	2	0.7	1	1.2
Washington	34	11.2	13	15.3
Whitehall	1	0.3	0	0
Total	303		85	