

November 2009

Child Enrollment Compared to Enrollment Goal			
	Current	Goal	Below/Above
<u>NJ FamilyCare</u>	614,197	596,431	17,766
<u>NJFC ADVANTAGE</u>	414	5,606	-5,192
TOTAL	614,611	602,036	12,575

The overall goal is to enroll all uninsured children in New Jersey by January 2013 based on the estimated number of uninsured as of February 2009.

The current enrollment is actual data as of November 2009.

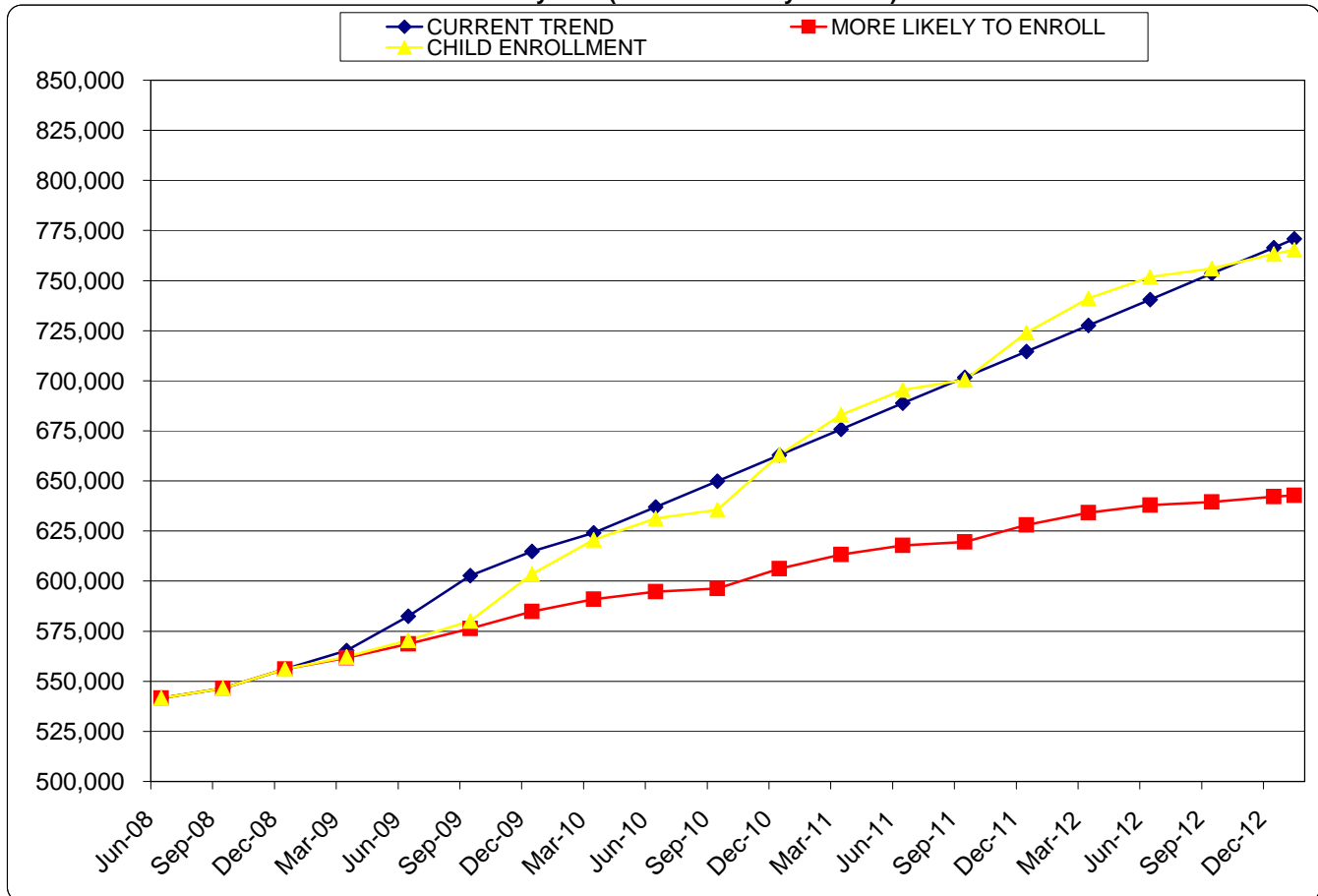
The goal enrollment is the number of enrolled needed to be enrolled as of July 2009 to be on target to achieve coverage of all uninsured children by January 2013.

CHILD ENROLLMENT QUARTERLY GOALS NEEDED TO INSURE ALL CHILDREN

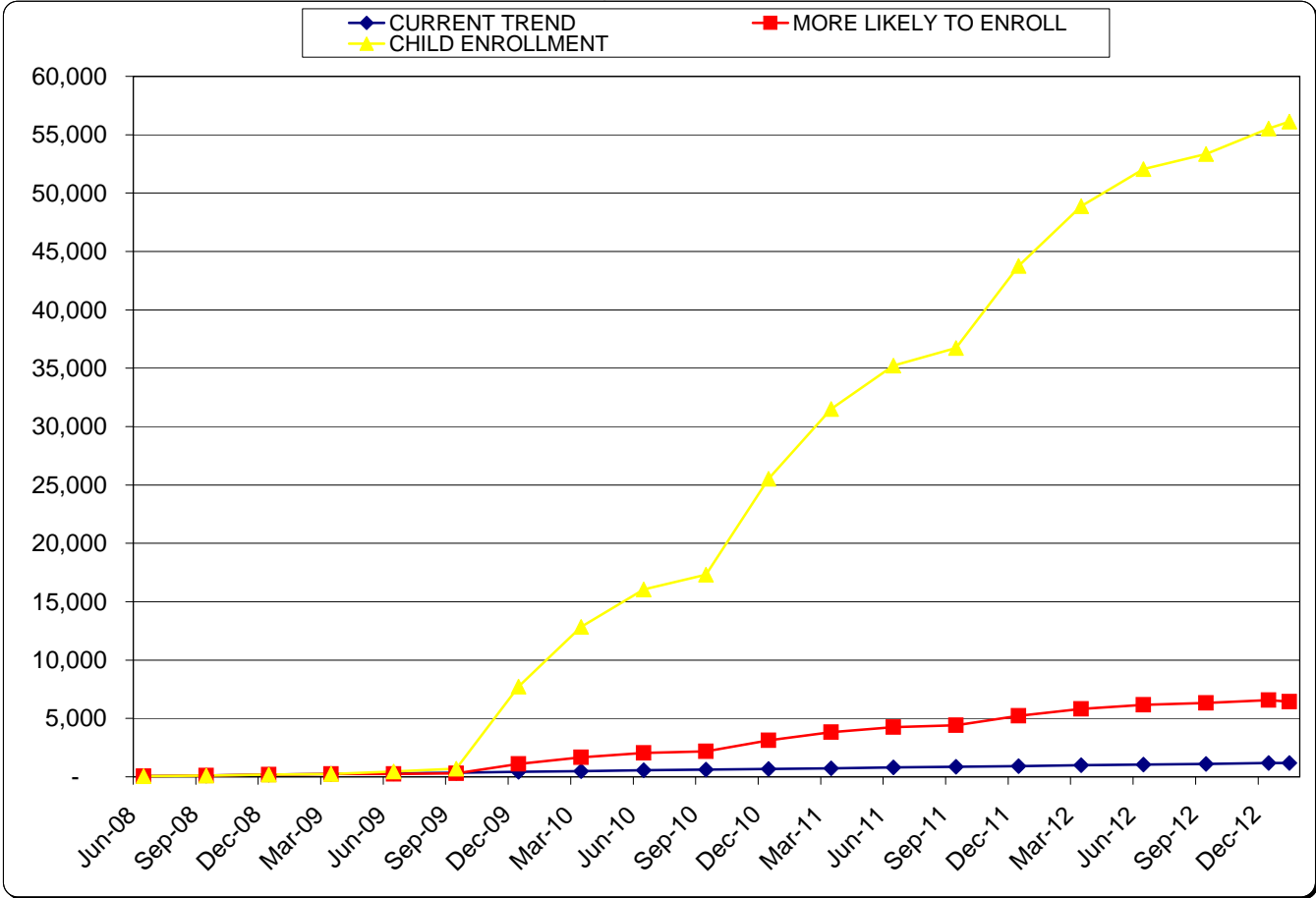
	CURRENT FORECASTED TREND			ADJUSTED GOAL MORE LIKELY TO ENROLL			ADJUSTED GOAL CHILD ENROLLMENT		
	NJ FamilyCare	NJ FamilyCare ADVANTAGE	TOTAL CHILDREN	NJ FamilyCare	*NJ FamilyCare ADVANTAGE	TOTAL CHILDREN	NJ FamilyCare	NJ FamilyCare ADVANTAGE	TOTAL CHILDREN
Jun-08	541,590	48	541,638	541,590	48	541,638	541,590	48	541,638
Sep-08	546,468	119	546,587	546,468	119	546,587	546,468	119	546,587
Dec-08	556,129	196	556,325	556,129	196	556,325	556,129	196	556,325
Mar-09	565,281	242	565,523	561,735	230	561,966	562,197	242	562,439
Jun-09	582,431	292	582,723	568,667	254	568,921	570,606	451	571,056
Sep-09	602,661	361	603,022	576,394	284	576,677	580,041	704	580,745
Dec-09	614,795	431	615,226	584,827	1,091	585,917	603,556	7,737	611,293
Mar-10	624,025	491	624,515	590,960	1,678	592,638	620,658	12,852	633,510
Jun-10	636,973	553	637,526	594,793	2,045	596,838	631,347	16,049	647,396
Sep-10	649,921	615	650,537	596,326	2,192	598,518	635,622	17,328	652,950
Dec-10	662,870	678	663,547	606,164	3,134	609,298	663,056	25,534	688,590
Mar-11	675,818	740	676,558	613,320	3,819	617,139	683,008	31,501	714,509
Jun-11	688,766	802	689,569	617,792	4,247	622,039	695,478	35,231	730,709
Sep-11	701,714	865	702,579	619,581	4,419	623,999	700,466	36,723	737,189
Dec-11	714,663	927	715,590	628,013	5,226	633,239	723,981	43,756	767,737
Mar-12	727,611	990	728,601	634,147	5,813	639,960	741,083	48,872	789,954
Jun-12	740,559	1,052	741,611	637,980	6,180	644,160	751,771	52,069	803,840
Sep-12	753,508	1,114	754,622	639,513	6,327	645,840	756,047	53,347	809,394
Dec-12	766,456	1,177	767,633	642,123	6,577	648,700	763,325	55,524	818,849
Jan-13	770,772	1,198	771,969	642,835	6,442	649,277	765,310	56,118	821,428
6/08-1/13 Increase	229,182	1,150	230,331	101,245	6,394	107,639	223,720	56,070	279,790

*NJ FamilyCare ADVANTAGE "More Likely to Enroll" is based on Pennsylvania's actual experience of 11.48% of the Total Children Eligible.
 Forecasted Trend columns use actual data for the period between June 2008 and the most recent month of actual data available to establish a linear trend through January 2013.
 Adjusted Goal columns are the estimated goals established utilizing actual data through February 2009 to be achieved monthly to reach the goal of insuring all children by January 2013.

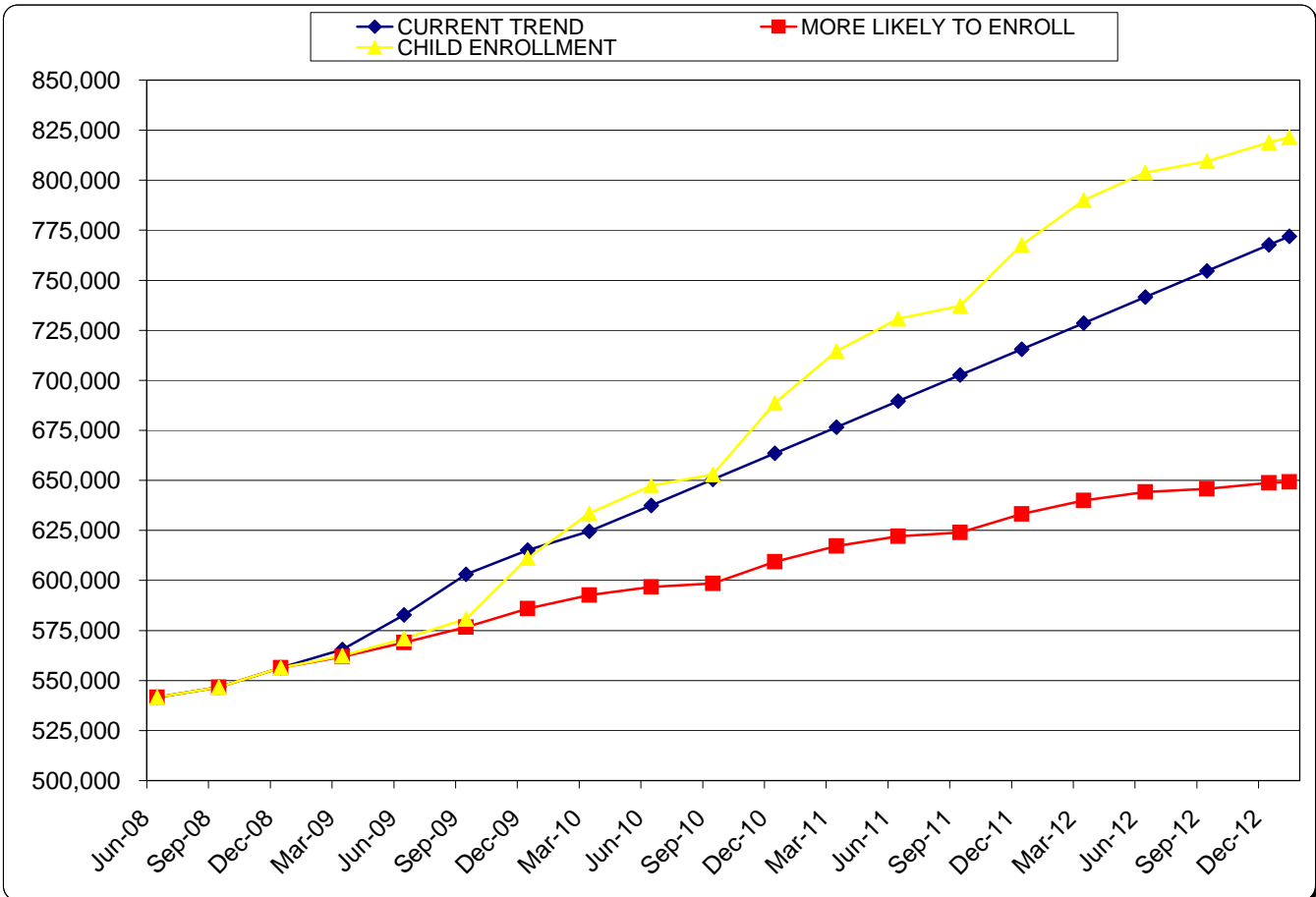
NJ FamilyCare (administered by DMAHS)



NJ FamilyCare ADVANTAGE



ALL PROGRAMS



CHILD ENROLLMENT MONTHLY GOALS NEEDED TO INSURE ALL CHILDREN

	CURRENT FORECASTED TREND			ADJUSTED GOAL MORE LIKELY TO ENROLL			ADJUSTED GOAL CHILD ENROLLMENT		
	NJ FamilyCare	NJ FamilyCare ADVANTAGE	TOTAL CHILDREN	NJ FamilyCare	NJ FamilyCare ADVANTAGE	TOTAL CHILDREN	NJ FamilyCare	NJ FamilyCare ADVANTAGE	TOTAL CHILDREN
Jan-08	526,673	-	526,673	526,673	0	526,673	526,673	0	526,673
Feb-08	527,592	-	527,592	527,592	0	527,592	527,592	0	527,592
Mar-08	531,693	8	531,701	531,693	8	531,701	531,693	8	531,701
Apr-08	537,483	21	537,504	537,483	21	537,504	537,483	21	537,504
May-08	540,492	39	540,531	540,492	39	540,531	540,492	39	540,531
Jun-08	541,590	48	541,638	541,590	48	541,638	541,590	48	541,638
Jul-08	544,334	65	544,399	544,334	65	544,399	544,334	65	544,399
Aug-08	545,820	95	545,915	545,820	95	545,915	545,820	95	545,915
Sep-08	546,468	119	546,587	546,468	119	546,587	546,468	119	546,587
Oct-08	551,180	134	551,314	551,180	134	551,314	551,180	134	551,314
Nov-08	552,343	171	552,514	552,343	171	552,514	552,343	171	552,514
Dec-08	556,129	196	556,325	556,129	196	556,325	556,129	196	556,325
Jan-09	555,858	199	556,057	555,858	199	556,057	555,858	199	556,057
Feb-09	559,518	229	559,747	559,518	229	559,747	559,518	229	559,747
Mar-09	565,281	242	565,523	561,735	230	561,966	562,197	242	562,439
Apr-09	573,244	265	573,509	563,962	237	564,198	564,892	296	565,188
May-09	578,404	275	578,679	566,197	244	566,442	567,604	362	567,966
Jun-09	582,431	292	582,723	568,667	254	568,921	570,606	451	571,056
Jul-09	588,679	306	588,985	571,148	267	571,415	573,628	561	574,189
Aug-09	595,002	337	595,339	573,640	283	573,923	576,671	699	577,370
Sep-09	602,661	361	603,022	576,394	284	576,677	580,041	704	580,745
Oct-09	608,185	403	608,588	579,460	577	580,037	588,592	3,261	591,854
Nov-09	614,197	414	614,611	582,271	846	583,117	596,431	5,606	602,036
Dec-09	614,795	431	615,226	584,827	1,091	585,917	603,556	7,737	611,293
Jan-10	615,393	449	615,841	587,126	1,311	588,438	609,969	9,655	619,625
Feb-10	619,709	470	620,178	589,171	1,507	590,678	615,670	11,360	627,030
Mar-10	624,025	491	624,515	590,960	1,678	592,638	620,658	12,852	633,510
Apr-10	628,341	511	628,852	592,493	1,825	594,318	624,933	14,131	639,064
May-10	632,657	532	633,189	593,771	1,947	595,718	628,496	15,197	643,693
Jun-10	636,973	553	637,526	594,793	2,045	596,838	631,347	16,049	647,396
Jul-10	641,289	574	641,863	595,559	2,119	597,678	633,484	16,689	650,173
Aug-10	645,605	594	646,200	596,070	2,168	598,238	634,909	17,115	652,024
Sep-10	649,921	615	650,537	596,326	2,192	598,518	635,622	17,328	652,950
Oct-10	654,237	636	654,873	599,904	2,535	602,438	645,598	20,312	665,910
Nov-10	658,553	657	659,210	603,183	2,849	606,032	654,743	23,047	677,790
Dec-10	662,870	678	663,547	606,164	3,134	609,298	663,056	25,534	688,590
Jan-11	667,186	698	667,884	608,848	3,391	612,239	670,538	27,772	698,309
Feb-11	671,502	719	672,221	611,233	3,619	614,852	677,189	29,761	706,949
Mar-11	675,818	740	676,558	613,320	3,819	617,139	683,008	31,501	714,509
Apr-11	680,134	761	680,895	615,108	3,990	619,099	687,996	32,993	720,989
May-11	684,450	782	685,232	616,599	4,133	620,732	692,153	34,236	726,389
Jun-11	688,766	802	689,569	617,792	4,247	622,039	695,478	35,231	730,709
Jul-11	693,082	823	693,905	618,686	4,333	623,019	697,972	35,977	733,949
Aug-11	697,398	844	698,242	619,282	4,390	623,672	699,635	36,474	736,109
Sep-11	701,714	865	702,579	619,581	4,419	623,999	700,466	36,723	737,189
Oct-11	706,030	886	706,916	622,647	4,712	627,359	709,017	39,281	748,297
Nov-11	710,347	906	711,253	625,458	4,981	630,439	716,855	41,625	758,480
Dec-11	714,663	927	715,590	628,013	5,226	633,239	723,981	43,756	767,737
Jan-12	718,979	948	719,927	630,313	5,446	635,760	730,394	45,675	776,069
Feb-12	723,295	969	724,264	632,358	5,642	638,000	736,095	47,380	783,474
Mar-12	727,611	990	728,601	634,147	5,813	639,960	741,083	48,872	789,954
Apr-12	731,927	1,010	732,937	635,680	5,960	641,640	745,358	50,150	795,508
May-12	736,243	1,031	737,274	636,957	6,082	643,040	748,921	51,216	800,137
Jun-12	740,559	1,052	741,611	637,980	6,180	644,160	751,771	52,069	803,840
Jul-12	744,875	1,073	745,948	638,746	6,254	645,000	753,909	52,708	806,617
Aug-12	749,191	1,094	750,285	639,257	6,303	645,560	755,334	53,134	808,468
Sep-12	753,508	1,114	754,622	639,513	6,327	645,840	756,047	53,347	809,394
Oct-12	757,824	1,135	758,959	640,462	6,418	646,880	758,693	54,139	812,832
Nov-12	762,140	1,156	763,296	641,332	6,501	647,833	761,119	54,865	815,984
Dec-12	766,456	1,177	767,633	642,123	6,577	648,700	763,325	55,524	818,849
Jan-13	770,772	1,198	771,969	642,835	6,442	649,277	765,310	56,118	821,428
June, 2008 - January, 2013 Increase	229,182	1,150	230,331	101,245	6,394	107,639	223,720	56,070	279,790
Average Monthly Increase	4,495	21	4,515	1,773	132	1,905	4,379	1,189	5,568

*NJ FamilyCare ADVANTAGE "More Likely to Enroll" is based on Pennsylvania's actual experience of 11.48% of the Total Children Eligible.

Forecasted Trend columns use actual data for the period between June 2008 and the most recent month of actual data available to establish a linear trend through January 2013.

Adjusted Goal columns are the estimated goals established utilizing actual data through February 2009 to be achieved monthly to reach the goal of insuring all children by January 2013.