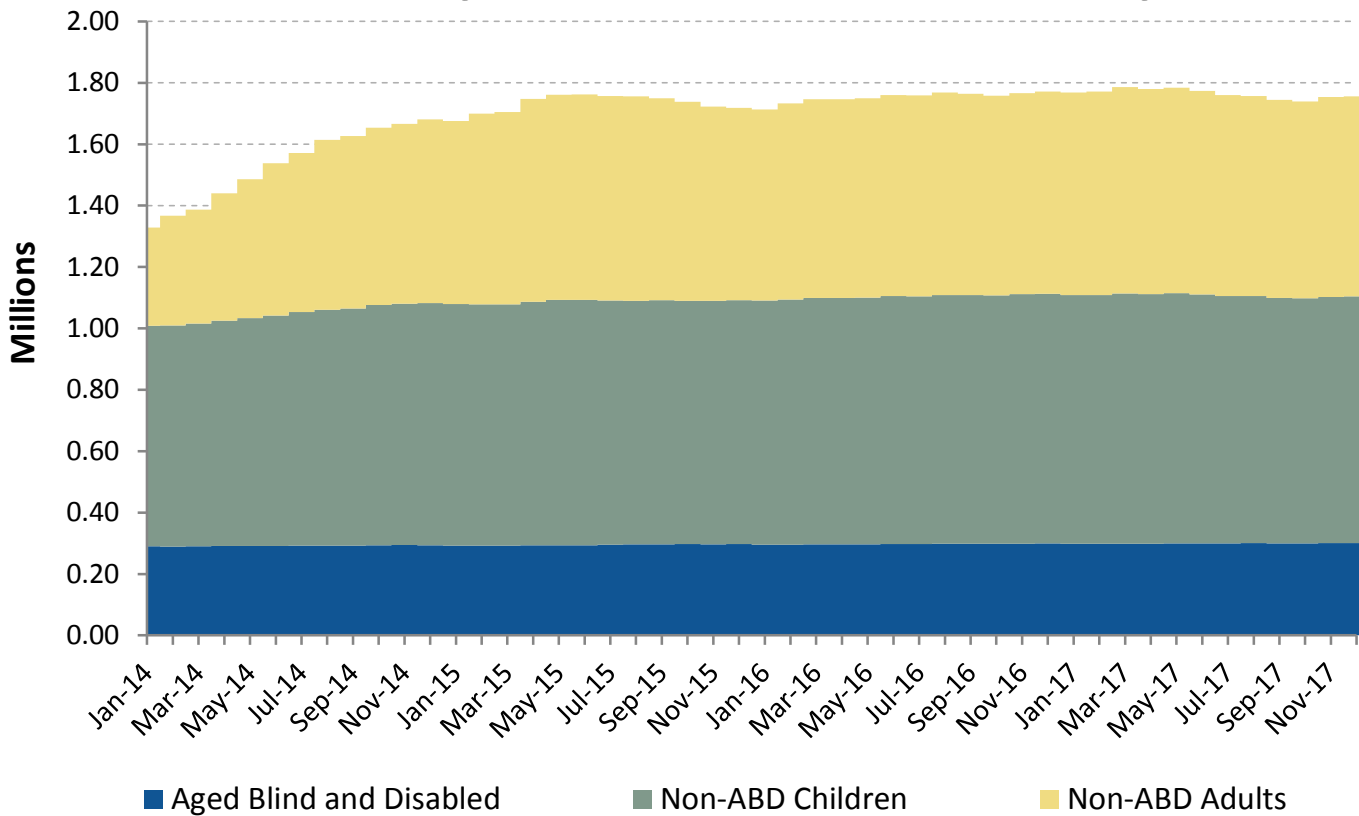


NJ FamilyCare* Enrollment Summary - December 2017

Eligibility Category	Age < 21	Age > 20	Total
Aged	0	94,496	94,496
Blind	55	749	804
Disabled	29,013	176,161	205,174
Non-ABD Children	803,812	0	803,812
Non-ABD Adults	17,503	634,347	651,850
Total	850,383	905,753	1,756,136

NJ FamilyCare* Enrollment Summary



* - **NJ FamilyCare** includes all individuals receiving public medical assistance through the Division of Medical Assistance and Health Services and includes those eligible for federal reimbursement through the Medicaid program and Children's Health Insurance Program established in the federal Social Security Act and those eligible for other public medical assistance programs established through various state laws.

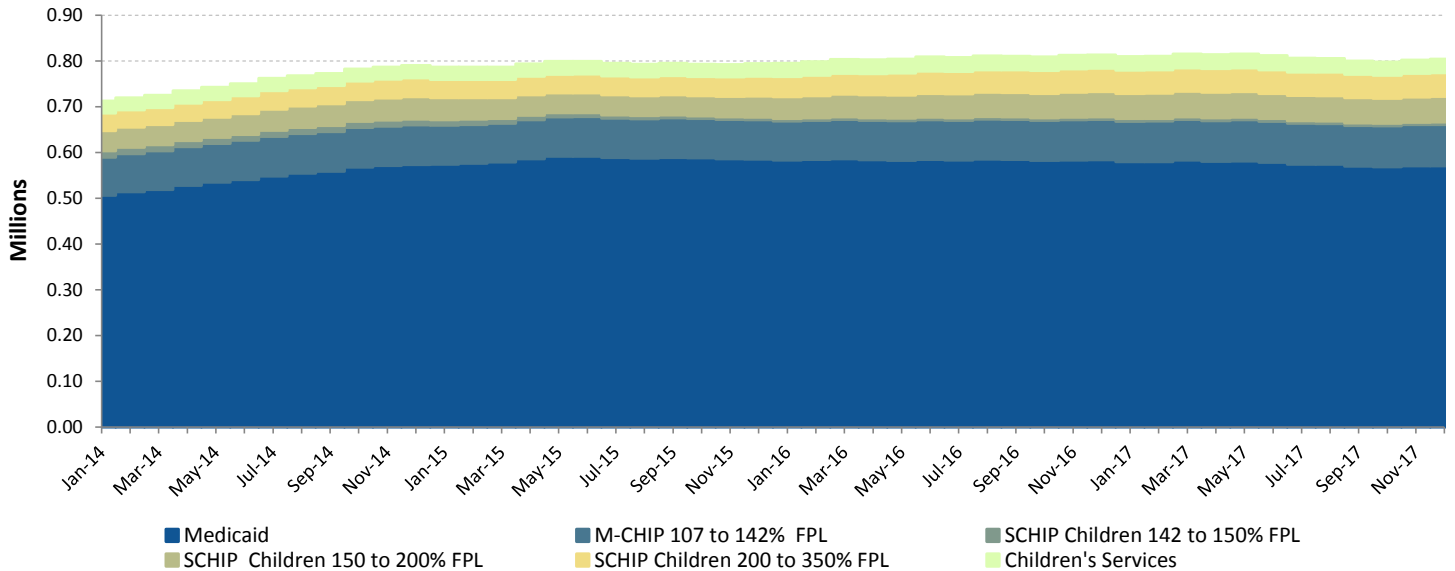
NJ FamilyCare Enrollment Report

Non-ABD Children - December 2017

County	Medicaid	M-CHIP 107 to 142% FPL	SCHIP Children 142 to 150% FPL	SCHIP Children 150 to 200% FPL	SCHIP Children 200 to 350% FPL	Children's Services	Total
Atlantic	23,234	3,055	190	1,961	1,413	1,578	31,431
Bergen	28,493	6,366	413	4,996	5,420	1,162	46,850
Burlington	17,776	2,717	172	2,199	2,019	2,345	27,228
Camden	47,914	5,860	261	2,694	2,663	2,359	61,751
Cape May	5,558	793	47	600	472	433	7,903
Cumberland	16,858	2,504	155	1,590	1,143	1,260	23,510
Essex	84,731	10,637	294	4,277	3,476	3,065	106,480
Gloucester	14,330	2,014	103	1,348	1,388	1,642	20,825
Hudson	62,196	9,786	455	4,252	3,775	1,206	81,670
Hunterdon	2,402	409	24	311	393	513	4,052
Mercer	22,790	3,722	224	2,639	1,980	2,568	33,923
Middlesex	40,448	8,843	516	6,375	5,717	1,393	63,292
Monmouth	24,802	4,248	220	2,543	2,591	1,650	36,054
Morris	11,044	2,484	141	1,921	1,836	1,164	18,590
Ocean	51,444	7,153	520	5,627	7,203	1,794	73,741
Passaic	55,011	8,723	1,038	5,057	3,746	955	74,530
Salem	4,871	608	43	365	273	669	6,829
Somerset	9,395	2,169	112	1,500	1,457	764	15,397
Sussex	3,591	627	42	621	646	600	6,127
Union	38,933	6,943	367	4,518	3,642	1,251	55,654
Warren	4,581	669	43	527	557	434	6,811
Other	6	0	0	0	0	1,158	1,164
Total	570,408	90,330	5,380	55,921	51,810	29,963	803,812

Includes children eligible through CHIPRA - 10,760

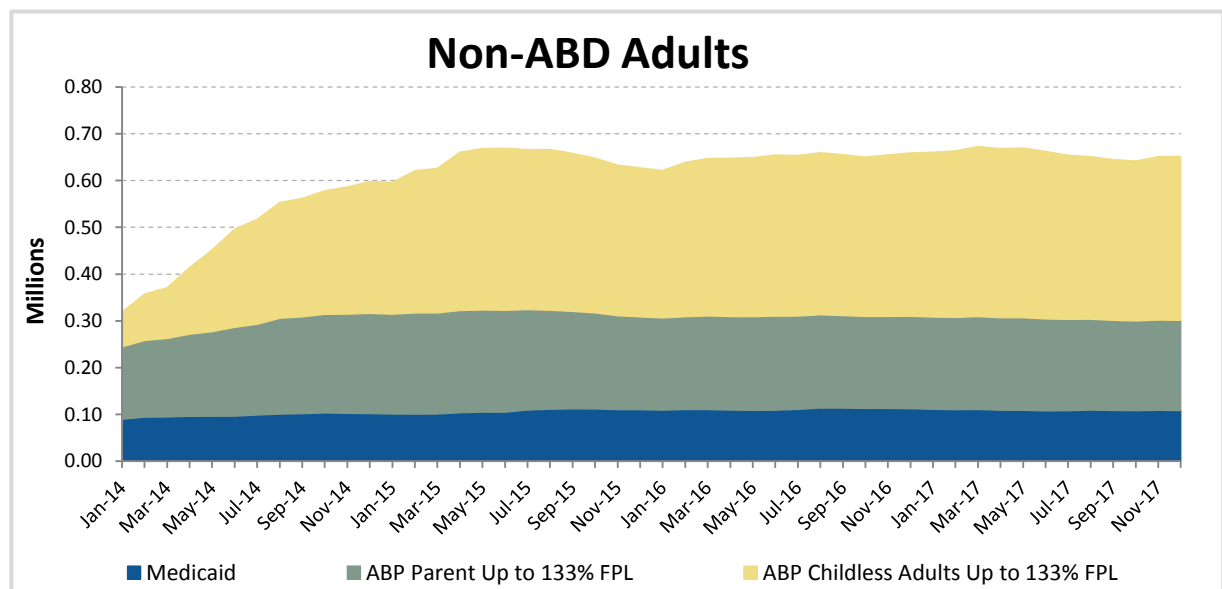
Non-ABD Children



NJ FamilyCare Enrollment Report

Non-ABD Adults - December 2017				
County	Medicaid *	ABP Parent Up to 133% FPL	ABP Childless Adults Up to 133% FPL	Total
Atlantic	4,688	8,289	15,880	28,857
Bergen	5,107	12,639	27,800	45,546
Burlington	4,684	5,975	13,314	23,973
Camden	11,251	14,865	31,530	57,646
Cape May	1,227	2,136	4,373	7,736
Cumberland	3,218	4,523	7,950	15,691
Essex	17,620	25,900	47,323	90,843
Gloucester	3,665	5,306	10,317	19,288
Hudson	10,420	22,472	34,028	66,920
Hunterdon	473	824	2,599	3,896
Mercer	4,283	6,241	12,498	23,022
Middlesex	6,954	14,454	27,494	48,902
Monmouth	4,365	7,666	18,701	30,732
Morris	2,292	3,879	10,541	16,712
Ocean	6,986	18,492	19,055	44,533
Passaic	9,169	19,477	28,115	56,761
Salem	1,274	1,368	2,684	5,326
Somerset	1,601	3,062	6,853	11,516
Sussex	948	1,643	3,992	6,583
Union	6,651	12,141	22,296	41,088
Warren	1,155	1,661	3,457	6,273
Other	2	0	4	6
Total	108,033	193,013	350,804	651,850

* Includes pregnant women eligible through CHIPRA - 1,643



NJ FamilyCare Enrollment Report

ABD Eligibles - December 2017				
County	Aged	Blind	Disabled	Total
Atlantic	2,806	21	8,334	11,161
Bergen	11,566	51	10,937	22,554
Burlington	2,449	29	8,753	11,231
Camden	4,781	86	20,232	25,099
Cape May	1,010	6	2,629	3,645
Cumberland	1,535	22	7,583	9,140
Essex	9,728	140	30,431	40,299
Gloucester	1,413	17	6,457	7,887
Hudson	11,240	87	20,158	31,485
Hunterdon	510	5	1,537	2,052
Mercer	3,269	38	11,747	15,054
Middlesex	10,328	57	12,412	22,797
Monmouth	4,590	46	10,086	14,722
Morris	4,198	18	5,284	9,500
Ocean	3,780	30	10,202	14,012
Passaic	9,335	62	15,512	24,909
Salem	446	7	2,574	3,027
Somerset	3,118	12	3,776	6,906
Sussex	632	9	2,266	2,907
Union	6,904	55	11,904	18,863
Warren	736	6	2,133	2,875
Other	122	0	227	349
Total	94,496	804	205,174	300,474

Includes 35,838 individuals in home and community-based waiver programs

