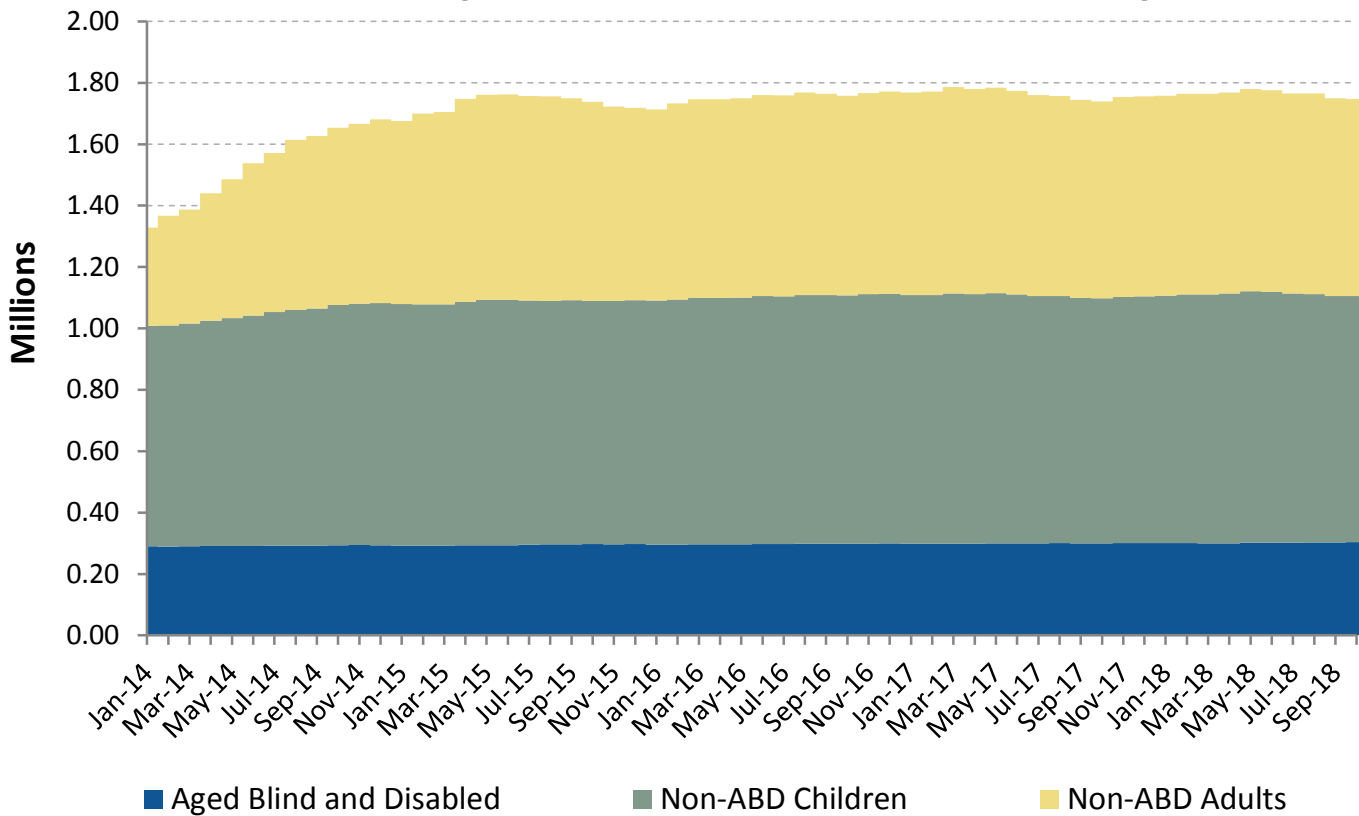


NJ FamilyCare* Enrollment Summary - October 2018

Eligibility Category	Age < 21	Age > 20	Total
Aged	0	97,478	97,478
Blind	49	759	808
Disabled	29,013	176,572	205,585
Non-ABD Children	801,659	0	801,659
Non-ABD Adults	19,133	622,712	641,845
Total	849,854	897,521	1,747,375

NJ FamilyCare* Enrollment Summary



* - **NJ FamilyCare** includes all individuals receiving public medical assistance through the Division of Medical Assistance and Health Services and includes those eligible for federal reimbursement through the Medicaid program and Children's Health Insurance Program established in the federal Social Security Act and those eligible for other public medical assistance programs established through various state laws.

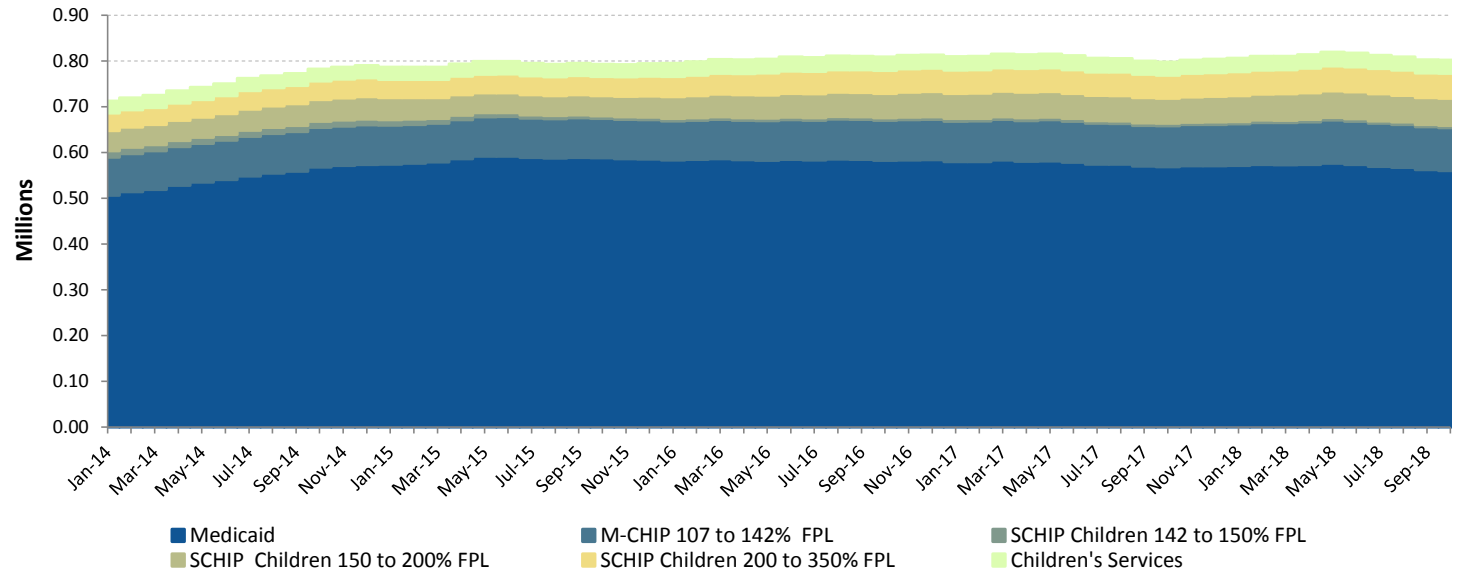
NJ FamilyCare Enrollment Report

Non-ABD Children - October 2018

County	Medicaid	M-CHIP 107 to 142% FPL	SCHIP Children 142 to 150% FPL	SCHIP Children 150 to 200% FPL	SCHIP Children 200 to 350% FPL	Children's Services	Total
Atlantic	22,102	3,239	200	2,124	1,448	1,402	30,515
Bergen	28,231	6,725	364	5,130	5,729	1,211	47,390
Burlington	17,754	2,834	163	2,171	2,052	2,458	27,432
Camden	47,840	6,066	282	2,939	2,634	2,391	62,152
Cape May	5,352	816	57	589	514	420	7,748
Cumberland	16,633	2,544	202	1,775	1,188	1,095	23,437
Essex	85,358	10,863	323	4,364	3,409	3,131	107,448
Gloucester	13,374	1,984	131	1,407	1,477	1,575	19,948
Hudson	58,661	9,740	490	4,942	4,147	1,212	79,192
Hunterdon	2,210	431	48	397	463	438	3,987
Mercer	22,778	3,725	236	2,725	1,980	1,958	33,402
Middlesex	38,900	8,977	633	6,518	5,887	1,527	62,442
Monmouth	24,836	4,448	307	2,864	2,826	1,684	36,965
Morris	10,414	2,398	141	2,036	1,958	1,112	18,059
Ocean	51,505	7,836	592	6,413	7,586	1,847	75,779
Passaic	53,870	9,452	679	5,129	4,079	1,045	74,254
Salem	4,612	570	42	368	282	565	6,439
Somerset	9,226	2,148	106	1,582	1,504	705	15,271
Sussex	3,388	664	39	626	680	578	5,975
Union	38,556	7,129	388	4,689	3,822	1,295	55,879
Warren	4,458	702	50	595	570	406	6,781
Other	6	0	0	0	0	1,158	1,164
Total	560,064	93,291	5,473	59,383	54,235	29,213	801,659

Includes children eligible through CHIPRA - 10,935

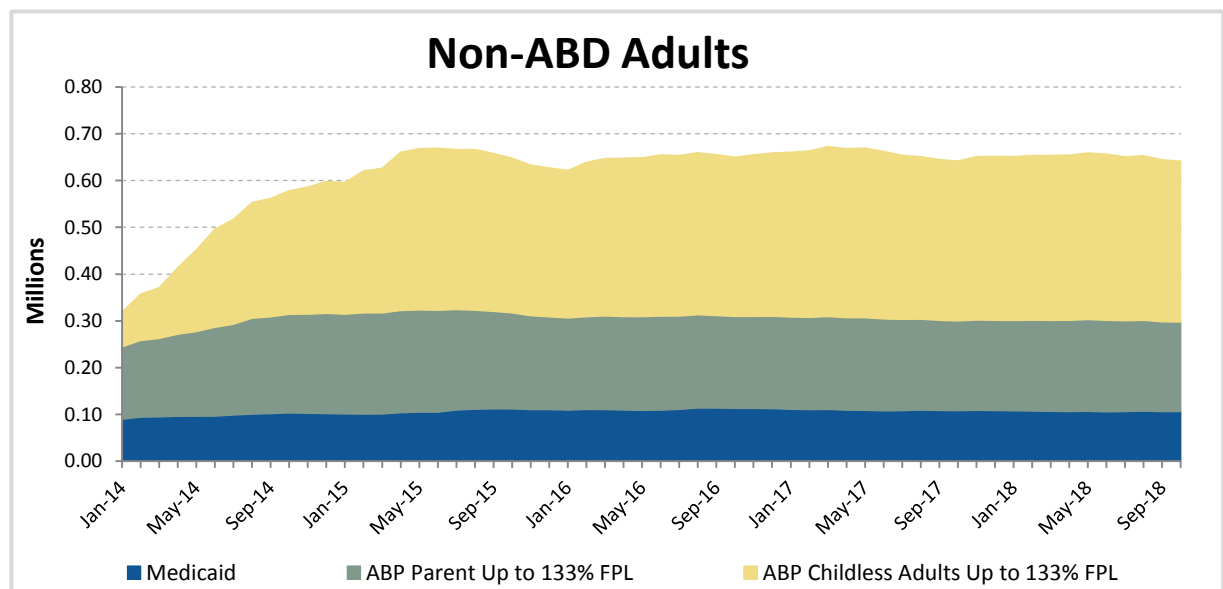
Non-ABD Children



NJ FamilyCare Enrollment Report

Non-ABD Adults - October 2018				
County	Medicaid *	ABP Parent Up to 133% FPL	ABP Childless Adults Up to 133% FPL	Total
Atlantic	4,401	8,038	15,206	27,645
Bergen	5,214	12,711	27,148	45,073
Burlington	4,705	5,899	13,385	23,989
Camden	11,230	15,075	31,327	57,632
Cape May	1,172	2,053	4,163	7,388
Cumberland	3,154	4,432	7,880	15,466
Essex	17,369	26,309	48,367	92,045
Gloucester	3,416	4,908	9,779	18,103
Hudson	9,765	21,498	33,683	64,946
Hunterdon	415	778	2,410	3,603
Mercer	4,295	6,148	12,094	22,537
Middlesex	6,841	14,560	27,247	48,648
Monmouth	4,477	7,620	18,378	30,475
Morris	2,168	3,857	9,985	16,010
Ocean	7,203	18,321	19,018	44,542
Passaic	8,778	19,675	27,013	55,466
Salem	1,200	1,346	2,587	5,133
Somerset	1,555	2,952	6,526	11,033
Sussex	881	1,595	3,798	6,274
Union	6,681	11,926	21,238	39,845
Warren	1,100	1,582	3,309	5,991
Other	1	0	0	1
Total	106,021	191,283	344,541	641,845

** Includes pregnant women eligible through CHIPRA - 1,768*



NJ FamilyCare Enrollment Report

ABD Eligibles - October 2018				
County	Aged	Blind	Disabled	Total
Atlantic	2,752	20	8,207	10,979
Bergen	11,905	49	10,898	22,852
Burlington	2,483	27	8,764	11,274
Camden	4,783	88	20,243	25,114
Cape May	1,102	4	2,613	3,719
Cumberland	1,590	24	7,695	9,309
Essex	10,201	134	30,476	40,811
Gloucester	1,502	18	6,543	8,063
Hudson	11,657	94	19,966	31,717
Hunterdon	549	8	1,533	2,090
Mercer	3,355	41	11,832	15,228
Middlesex	11,012	57	12,524	23,593
Monmouth	4,619	47	10,025	14,691
Morris	4,298	16	5,344	9,658
Ocean	3,855	28	10,459	14,342
Passaic	9,589	64	15,366	25,019
Salem	452	8	2,619	3,079
Somerset	3,160	12	3,864	7,036
Sussex	650	8	2,301	2,959
Union	7,102	55	11,920	19,077
Warren	773	6	2,181	2,960
Other	89	0	212	301
Total	97,478	808	205,585	303,871

Includes 39,997 individuals in home and community-based waiver programs

