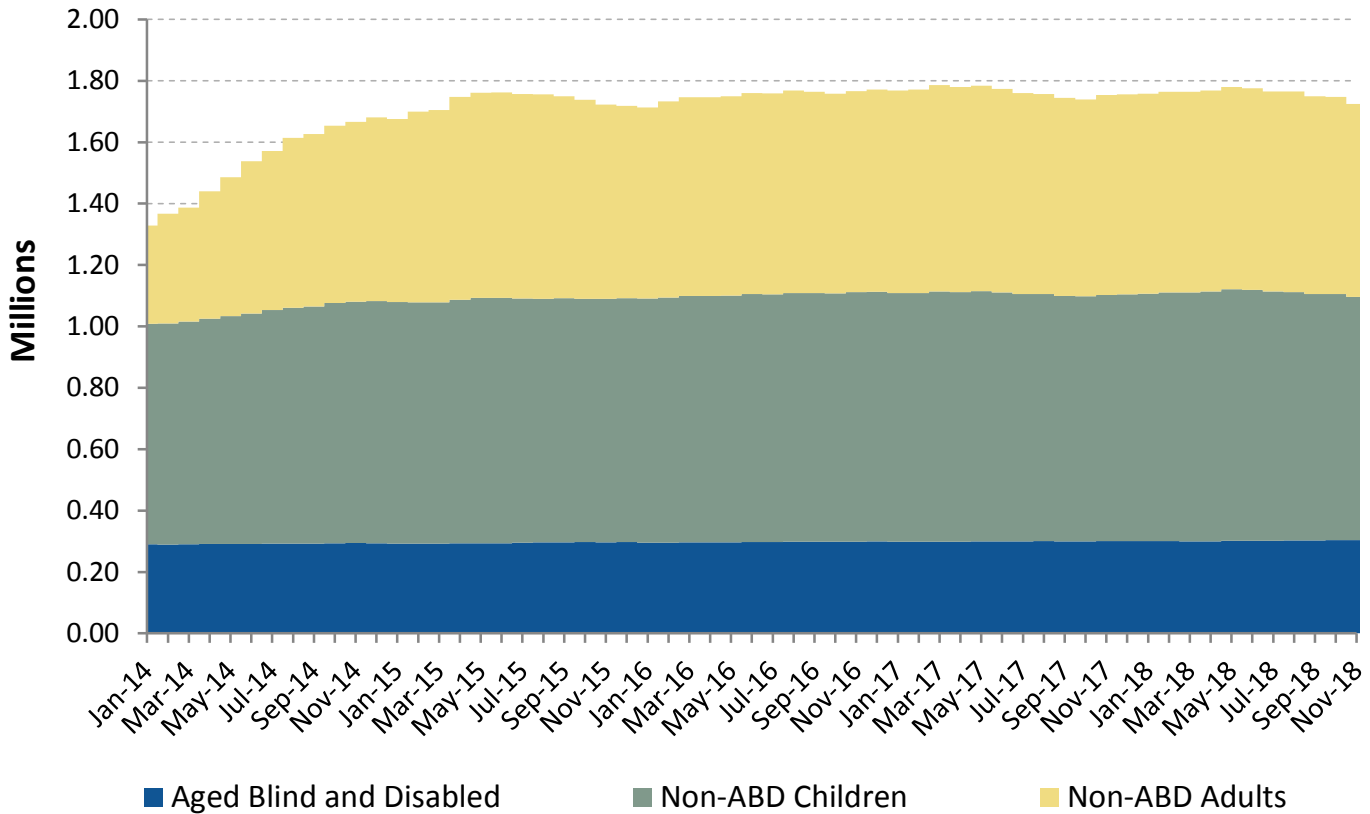


# NJ FamilyCare\* Enrollment Summary - November 2018

Eligibility Category	Age < 21	Age > 20	Total
Aged	0	97,019	97,019
Blind	48	760	808
Disabled	29,235	176,555	205,790
Non-ABD Children	792,395	0	792,395
Non-ABD Adults	18,892	609,328	628,220
<b>Total</b>	<b>840,570</b>	<b>883,662</b>	<b>1,724,232</b>

## NJ FamilyCare\* Enrollment Summary

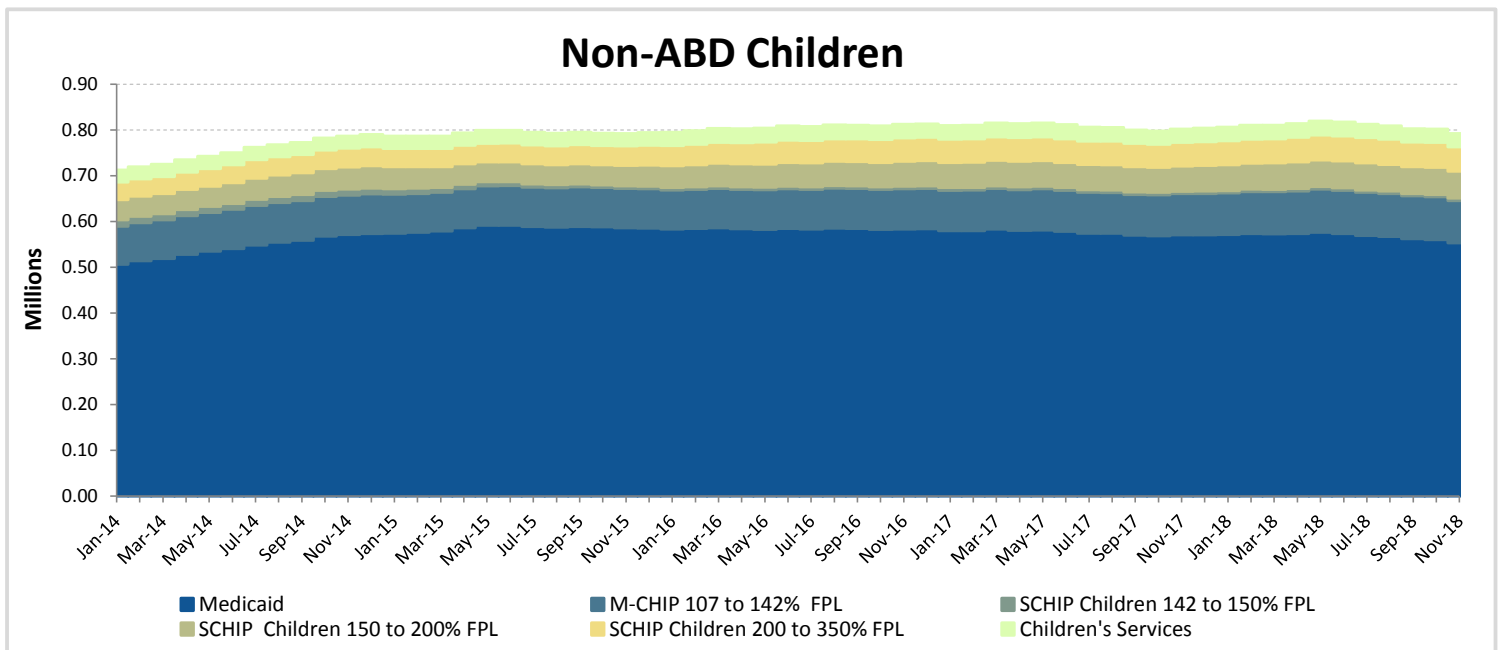


\* - **NJ FamilyCare** includes all individuals receiving public medical assistance through the Division of Medical Assistance and Health Services and includes those eligible for federal reimbursement through the Medicaid program and Children's Health Insurance Program established in the federal Social Security Act and those eligible for other public medical assistance programs established through various state laws.

# NJ FamilyCare Enrollment Report

Non-ABD Children - November 2018							
County	Medicaid	M-CHIP 107 to 142% FPL	SCHIP Children 142 to 150% FPL	SCHIP Children 150 to 200% FPL	SCHIP Children 200 to 350% FPL	Children's Services	Total
Atlantic	21,720	3,184	196	2,076	1,429	1,391	29,996
Bergen	27,913	6,667	364	5,006	5,662	1,258	46,870
Burlington	17,275	2,786	182	2,153	2,056	2,467	26,919
Camden	47,459	6,074	271	2,875	2,576	2,404	61,659
Cape May	5,232	806	51	609	506	434	7,638
Cumberland	16,402	2,569	195	1,724	1,164	1,087	23,141
Essex	83,868	10,805	315	4,294	3,362	3,154	105,798
Gloucester	13,196	1,979	130	1,384	1,467	1,592	19,748
Hudson	58,255	9,604	480	4,969	4,059	1,202	78,569
Hunterdon	2,146	409	50	405	452	445	3,907
Mercer	22,534	3,706	232	2,676	1,935	1,959	33,042
Middlesex	38,538	8,856	635	6,407	5,786	1,572	61,794
Monmouth	24,500	4,471	312	2,809	2,780	1,683	36,555
Morris	10,329	2,354	142	2,041	1,935	1,107	17,908
Ocean	51,250	7,876	607	6,420	7,584	1,840	75,577
Passaic	53,357	9,381	640	5,060	3,995	1,056	73,489
Salem	4,550	591	47	349	275	558	6,370
Somerset	9,061	2,124	98	1,571	1,460	702	15,016
Sussex	3,346	645	41	610	673	583	5,898
Union	37,559	7,046	378	4,614	3,725	1,307	54,629
Warren	4,400	705	47	578	560	399	6,689
Other	6	0	0	0	0	1,177	1,183
<b>Total</b>	<b>552,896</b>	<b>92,638</b>	<b>5,413</b>	<b>58,630</b>	<b>53,441</b>	<b>29,377</b>	<b>792,395</b>

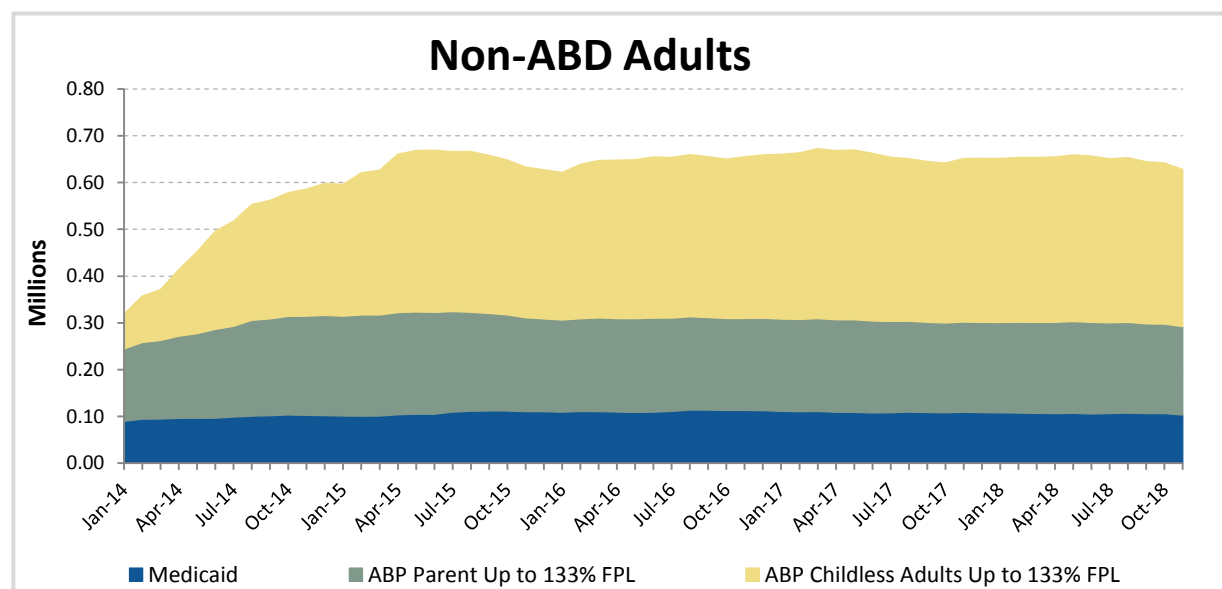
*Includes children eligible through CHIPRA - 10,685*



# NJ FamilyCare Enrollment Report

Non-ABD Adults - November 2018				
County	Medicaid *	ABP Parent Up to 133% FPL	ABP Childless Adults Up to 133% FPL	Total
Atlantic	4,229	7,916	14,737	26,882
Bergen	5,057	12,606	26,433	44,096
Burlington	4,556	5,736	13,002	23,294
Camden	11,069	14,941	30,701	56,711
Cape May	1,150	2,001	4,048	7,199
Cumberland	3,091	4,365	7,679	15,135
Essex	16,746	25,971	47,213	89,930
Gloucester	3,325	4,856	9,457	17,638
Hudson	9,442	21,392	32,831	63,665
Hunterdon	399	763	2,306	3,468
Mercer	4,122	6,166	11,876	22,164
Middlesex	6,628	14,467	26,652	47,747
Monmouth	4,336	7,475	17,913	29,724
Morris	2,082	3,843	9,772	15,697
Ocean	7,063	18,224	18,552	43,839
Passaic	8,588	19,526	26,530	54,644
Salem	1,168	1,326	2,517	5,011
Somerset	1,510	2,887	6,317	10,714
Sussex	865	1,559	3,709	6,133
Union	6,396	11,612	20,590	38,598
Warren	1,085	1,577	3,268	5,930
Other	1	0	0	1
<b>Total</b>	<b>102,908</b>	<b>189,209</b>	<b>336,103</b>	<b>628,220</b>

\* Includes pregnant women eligible through CHIPRA - 1,669



# NJ FamilyCare Enrollment Report

ABD Eligibles - November 2018				
County	Aged	Blind	Disabled	Total
Atlantic	2,714	20	8,233	10,967
Bergen	11,888	48	10,903	22,839
Burlington	2,481	27	8,775	11,283
Camden	4,763	88	20,328	25,179
Cape May	1,094	4	2,611	3,709
Cumberland	1,582	22	7,699	9,303
Essex	10,064	136	30,431	40,631
Gloucester	1,503	19	6,546	8,068
Hudson	11,629	95	19,948	31,672
Hunterdon	544	8	1,529	2,081
Mercer	3,334	42	11,872	15,248
Middlesex	10,979	56	12,552	23,587
Monmouth	4,595	46	10,021	14,662
Morris	4,254	16	5,323	9,593
Ocean	3,854	27	10,467	14,348
Passaic	9,575	65	15,416	25,056
Salem	449	8	2,629	3,086
Somerset	3,114	12	3,852	6,978
Sussex	652	8	2,309	2,969
Union	7,097	55	11,952	19,104
Warren	768	6	2,183	2,957
Other	86	0	211	297
<b>Total</b>	<b>97,019</b>	<b>808</b>	<b>205,790</b>	<b>303,617</b>

*Includes 40,097 individuals in home and community-based waiver programs*

