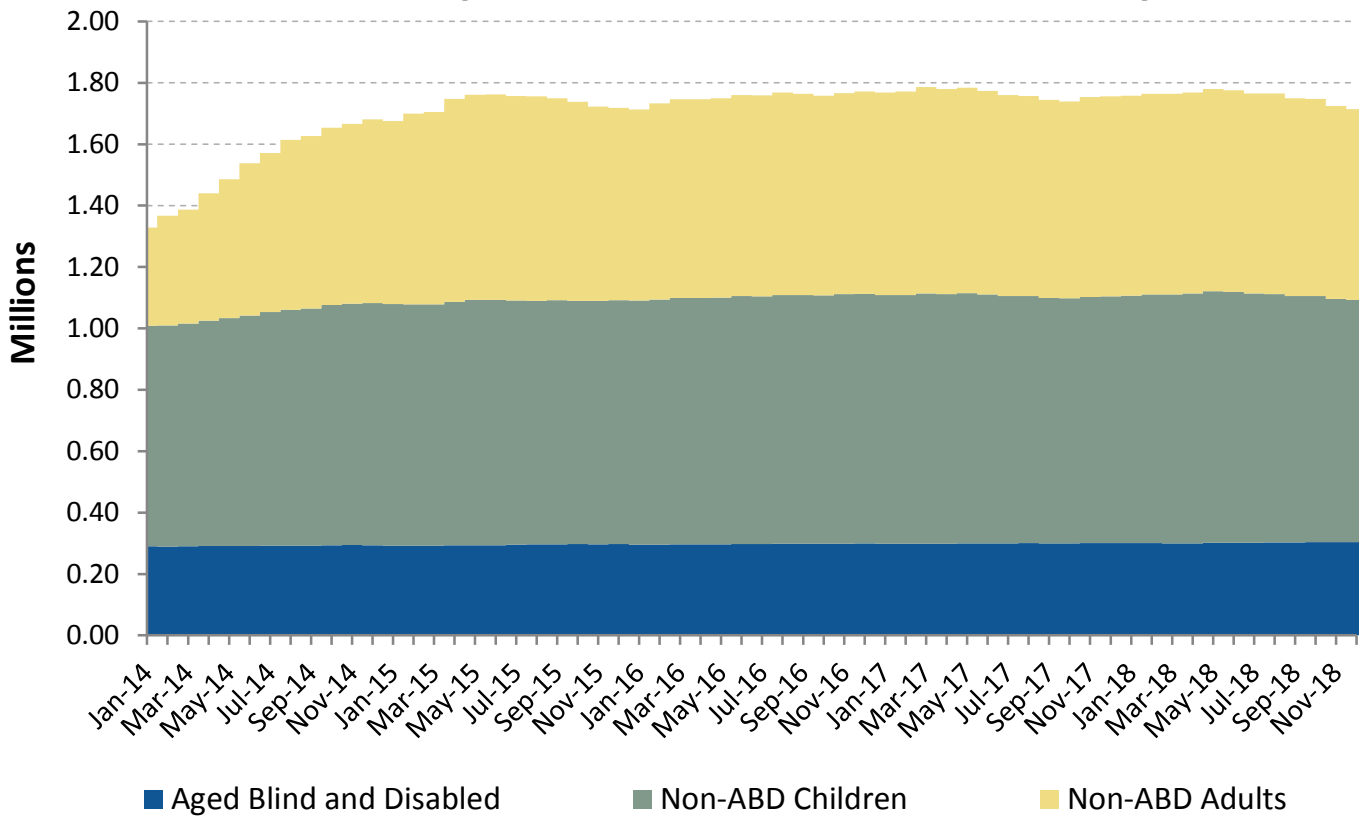


NJ FamilyCare* Enrollment Summary - December 2018

Eligibility Category	Age < 21	Age > 20	Total
Aged	0	96,742	96,742
Blind	45	760	805
Disabled	29,400	176,545	205,945
Non-ABD Children	789,103	0	789,103
Non-ABD Adults	18,832	602,728	621,560
Total	837,380	876,775	1,714,155

NJ FamilyCare* Enrollment Summary

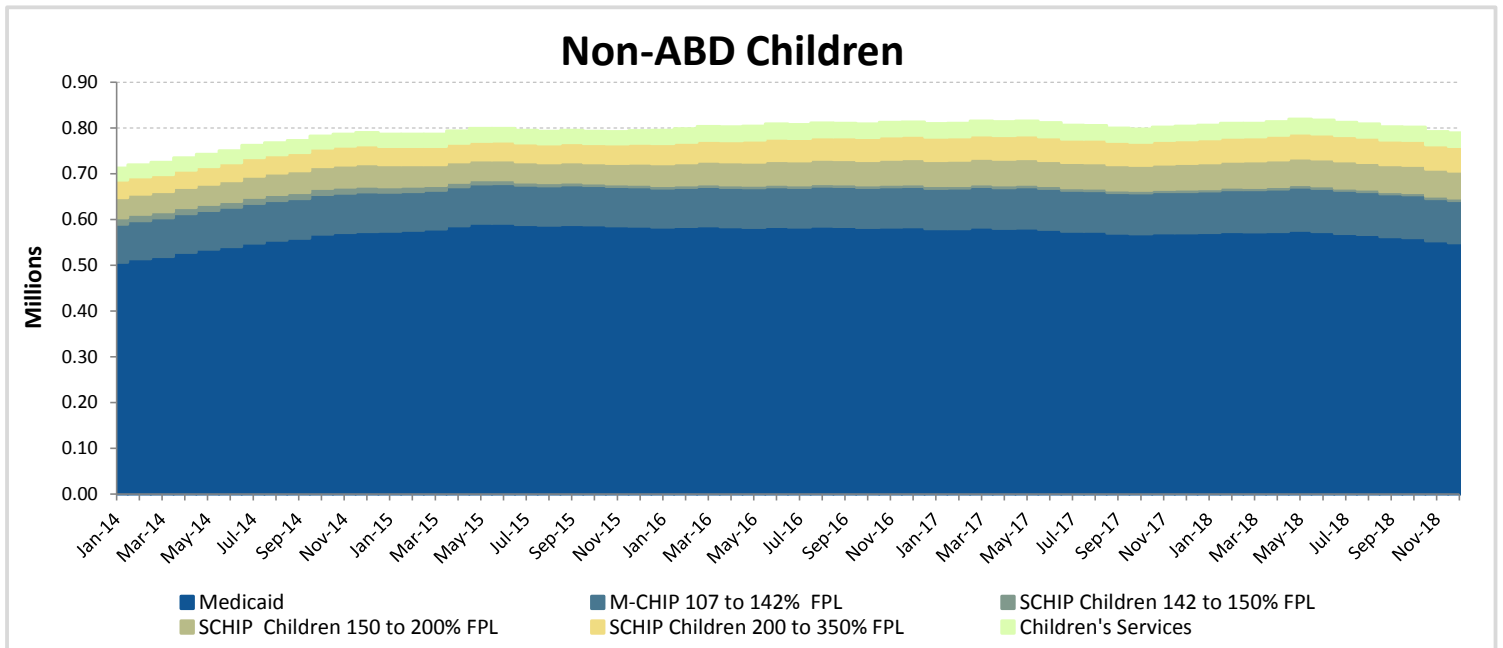


* - **NJ FamilyCare** includes all individuals receiving public medical assistance through the Division of Medical Assistance and Health Services and includes those eligible for federal reimbursement through the Medicaid program and Children's Health Insurance Program established in the federal Social Security Act and those eligible for other public medical assistance programs established through various state laws.

NJ FamilyCare Enrollment Report

Non-ABD Children - December 2018							
County	Medicaid	M-CHIP 107 to 142% FPL	SCHIP Children 142 to 150% FPL	SCHIP Children 150 to 200% FPL	SCHIP Children 200 to 350% FPL	Children's Services	Total
Atlantic	21,451	3,164	185	2,127	1,497	1,412	29,836
Bergen	27,795	6,651	378	5,001	5,701	1,306	46,832
Burlington	16,778	2,730	189	2,117	2,118	2,480	26,412
Camden	47,140	6,049	281	2,845	2,623	2,394	61,332
Cape May	5,178	812	47	630	544	448	7,659
Cumberland	16,189	2,582	198	1,715	1,209	1,079	22,972
Essex	83,546	10,826	313	4,275	3,390	3,135	105,485
Gloucester	13,091	1,944	135	1,366	1,504	1,557	19,597
Hudson	57,938	9,560	482	4,988	4,067	1,226	78,261
Hunterdon	2,160	382	53	407	450	444	3,896
Mercer	22,366	3,672	250	2,631	1,987	2,022	32,928
Middlesex	38,210	8,851	603	6,382	5,884	1,607	61,537
Monmouth	23,720	4,474	300	2,840	2,793	1,702	35,829
Morris	10,312	2,359	146	2,040	2,003	1,128	17,988
Ocean	51,154	8,039	619	6,438	7,644	1,873	75,767
Passaic	52,930	9,444	632	4,957	4,074	1,064	73,101
Salem	4,556	579	45	347	287	555	6,369
Somerset	8,971	2,146	106	1,536	1,528	714	15,001
Sussex	3,327	653	44	594	678	586	5,882
Union	37,475	7,015	363	4,558	3,838	1,313	54,562
Warren	4,367	716	50	590	554	407	6,684
Other	5	0	0	0	0	1,168	1,173
Total	548,659	92,648	5,419	58,384	54,373	29,620	789,103

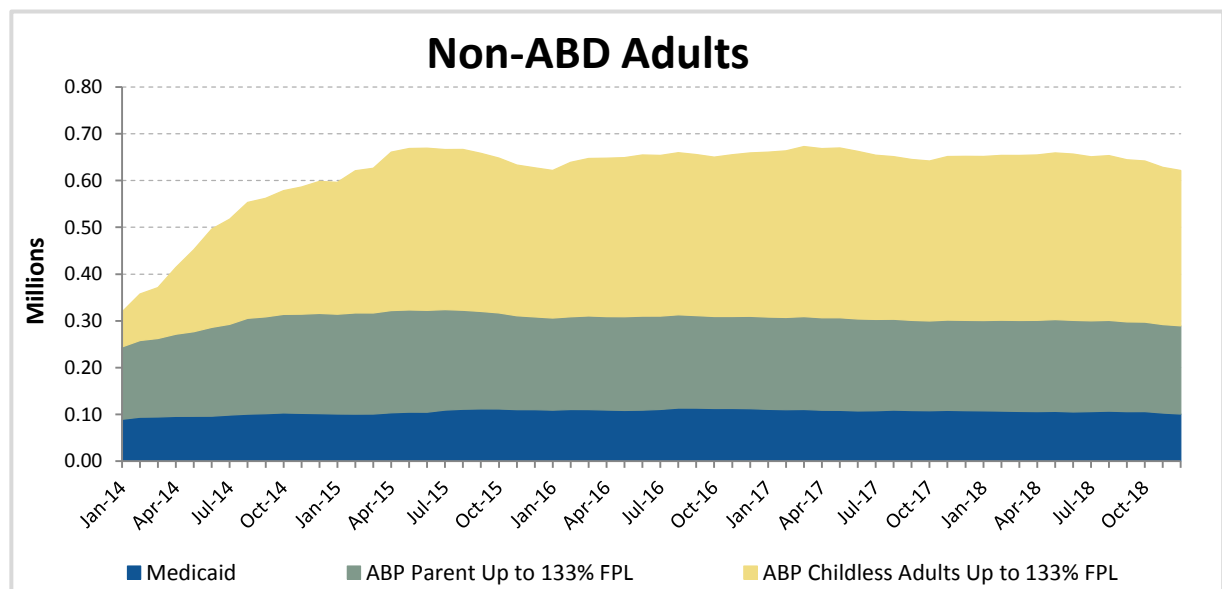
Includes children eligible through CHIPRA - 10,534



NJ FamilyCare Enrollment Report

Non-ABD Adults - December 2018				
County	Medicaid *	ABP Parent Up to 133% FPL	ABP Childless Adults Up to 133% FPL	Total
Atlantic	4,108	7,813	14,424	26,345
Bergen	4,925	12,613	26,305	43,843
Burlington	4,366	5,644	12,700	22,710
Camden	10,910	14,893	30,521	56,324
Cape May	1,141	1,973	4,039	7,153
Cumberland	3,036	4,321	7,563	14,920
Essex	16,512	25,962	46,792	89,266
Gloucester	3,282	4,864	9,383	17,529
Hudson	9,280	21,328	32,252	62,860
Hunterdon	391	772	2,319	3,482
Mercer	4,029	6,115	11,611	21,755
Middlesex	6,470	14,498	26,446	47,414
Monmouth	4,151	7,300	17,652	29,103
Morris	2,032	3,882	9,655	15,569
Ocean	6,915	18,267	18,415	43,597
Passaic	8,477	19,395	26,279	54,151
Salem	1,155	1,340	2,458	4,953
Somerset	1,465	2,879	6,216	10,560
Sussex	842	1,558	3,651	6,051
Union	6,264	11,561	20,303	38,128
Warren	1,069	1,564	3,212	5,845
Other	2	0	0	2
Total	100,822	188,542	332,196	621,560

* Includes pregnant women eligible through CHIPRA - 1,590



NJ FamilyCare Enrollment Report

ABD Eligibles - December 2018				
County	Aged	Blind	Disabled	Total
Atlantic	2,703	20	8,265	10,988
Bergen	11,877	48	10,892	22,817
Burlington	2,478	26	8,764	11,268
Camden	4,788	87	20,449	25,324
Cape May	1,111	4	2,628	3,743
Cumberland	1,571	21	7,689	9,281
Essex	9,819	135	30,192	40,146
Gloucester	1,512	19	6,569	8,100
Hudson	11,659	96	19,989	31,744
Hunterdon	539	8	1,527	2,074
Mercer	3,327	40	11,899	15,266
Middlesex	10,947	58	12,571	23,576
Monmouth	4,596	44	10,022	14,662
Morris	4,231	16	5,342	9,589
Ocean	3,844	26	10,496	14,366
Passaic	9,605	64	15,455	25,124
Salem	448	10	2,637	3,095
Somerset	3,091	12	3,871	6,974
Sussex	641	8	2,320	2,969
Union	7,103	57	11,967	19,127
Warren	768	6	2,192	2,966
Other	84	0	209	293
Total	96,742	805	205,945	303,492

Includes 40,398 individuals in home and community-based waiver programs

