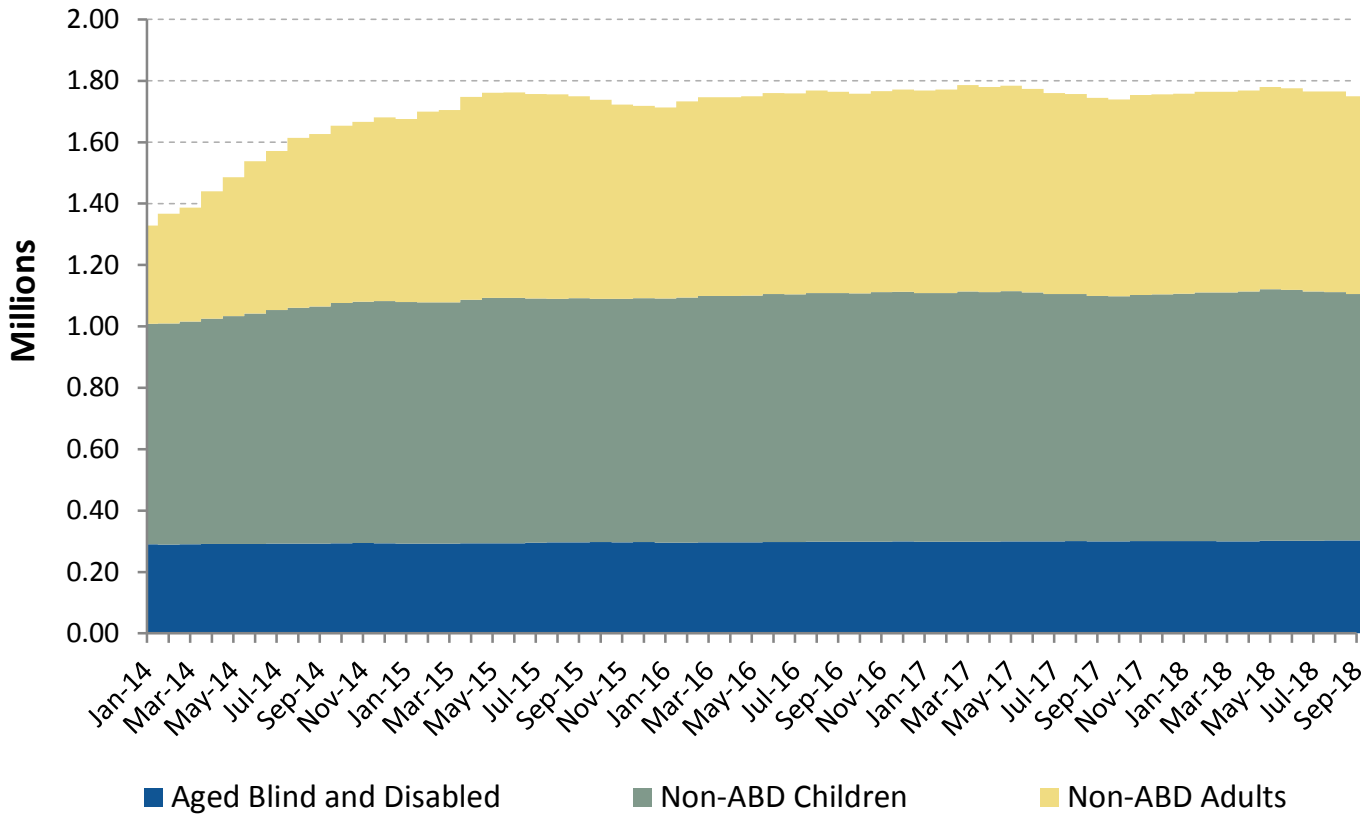


NJ FamilyCare* Enrollment Summary - September 2018

Eligibility Category	Age < 21	Age > 20	Total
Aged	0	97,018	97,018
Blind	48	752	800
Disabled	28,904	176,205	205,109
Non-ABD Children	802,328	0	802,328
Non-ABD Adults	19,085	625,403	644,488
Total	850,365	899,378	1,749,743

NJ FamilyCare* Enrollment Summary

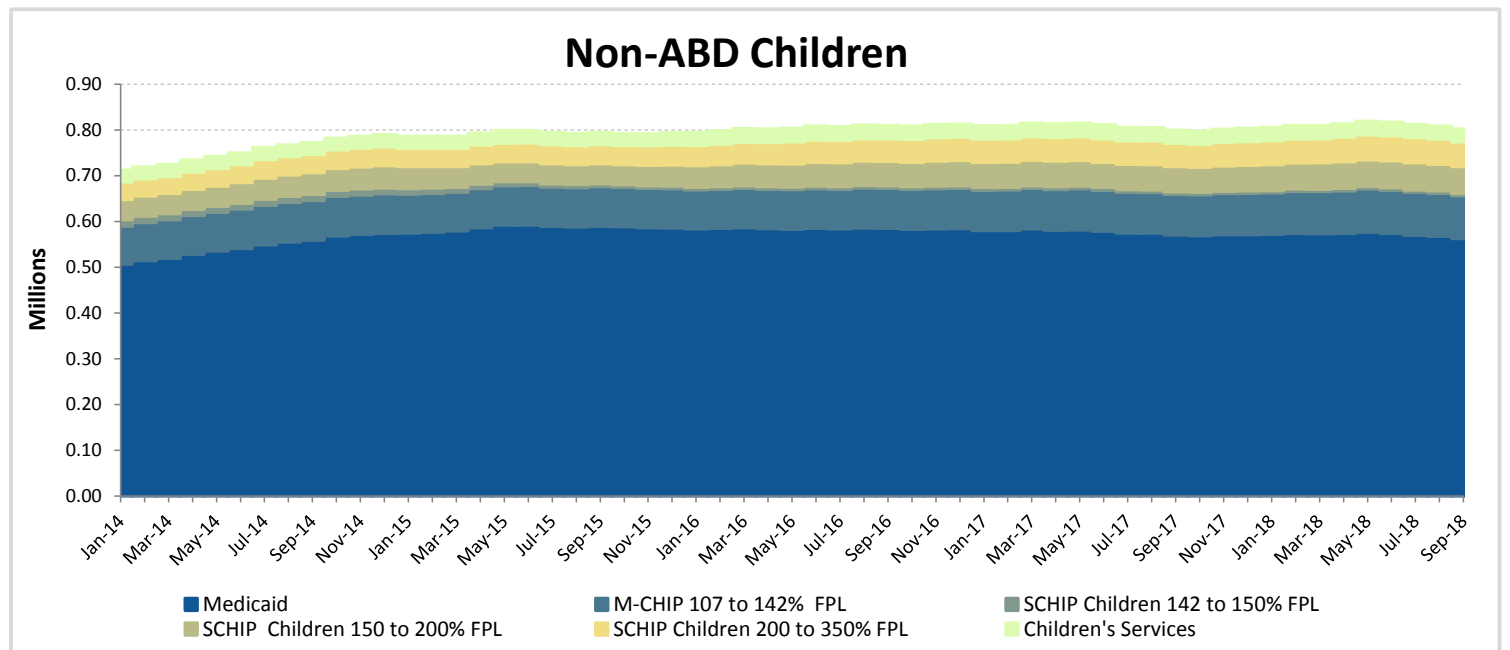


* - **NJ FamilyCare** includes all individuals receiving public medical assistance through the Division of Medical Assistance and Health Services and includes those eligible for federal reimbursement through the Medicaid program and Children's Health Insurance Program established in the federal Social Security Act and those eligible for other public medical assistance programs established through various state laws.

NJ FamilyCare Enrollment Report

Non-ABD Children - September 2018							
County	Medicaid	M-CHIP 107 to 142% FPL	SCHIP Children 142 to 150% FPL	SCHIP Children 150 to 200% FPL	SCHIP Children 200 to 350% FPL	Children's Services	Total
Atlantic	22,299	3,253	192	2,100	1,414	1,386	30,644
Bergen	28,265	6,760	387	5,095	5,693	1,188	47,388
Burlington	17,879	2,885	170	2,161	2,033	2,420	27,548
Camden	47,865	6,091	271	2,898	2,605	2,362	62,092
Cape May	5,416	828	58	559	489	426	7,776
Cumberland	16,829	2,539	211	1,764	1,164	1,116	23,623
Essex	85,382	10,947	311	4,327	3,432	3,068	107,467
Gloucester	13,445	1,979	131	1,390	1,473	1,562	19,980
Hudson	58,369	9,625	491	4,948	4,110	1,201	78,744
Hunterdon	2,214	425	48	376	463	432	3,958
Mercer	22,751	3,721	226	2,748	1,940	1,956	33,342
Middlesex	39,649	9,147	595	6,465	5,863	1,520	63,239
Monmouth	25,032	4,408	297	2,786	2,818	1,643	36,984
Morris	10,389	2,405	141	2,012	1,939	1,109	17,995
Ocean	51,746	7,805	586	6,213	7,497	1,852	75,699
Passaic	53,998	9,409	705	5,094	4,013	1,011	74,230
Salem	4,608	588	37	365	262	577	6,437
Somerset	9,305	2,144	104	1,585	1,515	702	15,355
Sussex	3,404	662	36	633	648	579	5,962
Union	38,746	7,095	370	4,682	3,778	1,296	55,967
Warren	4,470	700	42	582	575	414	6,783
Other	5	0	0	0	0	1,110	1,115
Total	562,066	93,416	5,409	58,783	53,724	28,930	802,328

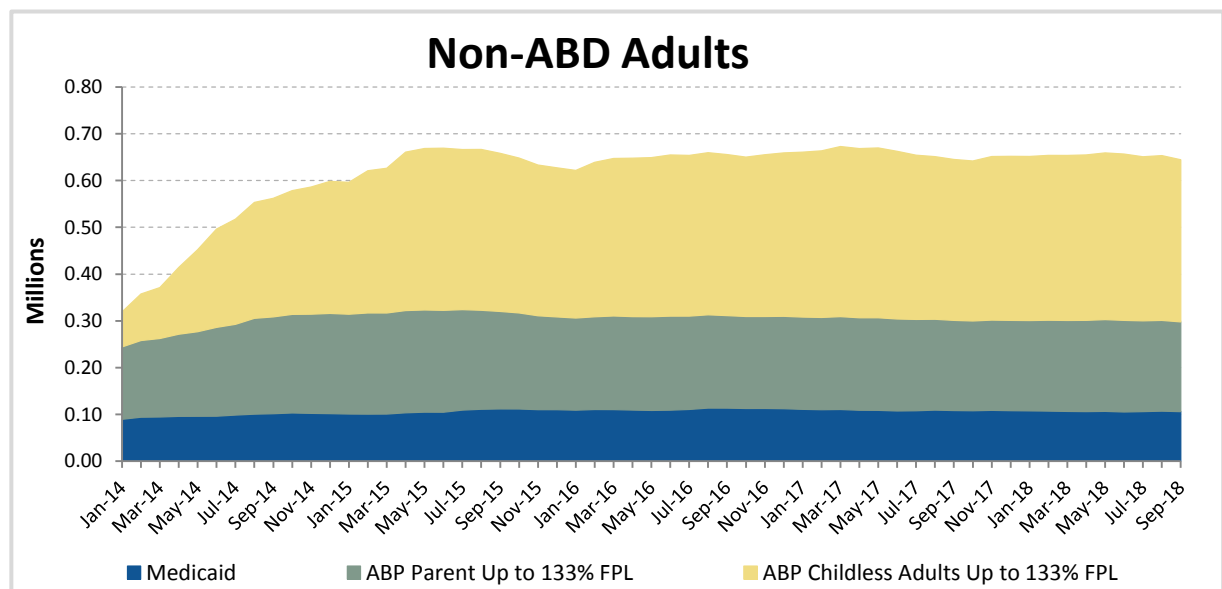
Includes children eligible through CHIPRA - 11,034



NJ FamilyCare Enrollment Report

Non-ABD Adults - September 2018				
County	Medicaid *	ABP Parent Up to 133% FPL	ABP Childless Adults Up to 133% FPL	Total
Atlantic	4,447	8,099	15,376	27,922
Bergen	5,220	12,777	28,035	46,032
Burlington	4,741	5,898	13,476	24,115
Camden	11,204	15,047	31,255	57,506
Cape May	1,190	2,068	4,280	7,538
Cumberland	3,179	4,475	8,012	15,666
Essex	17,213	26,361	48,269	91,843
Gloucester	3,429	4,926	9,780	18,135
Hudson	9,756	21,469	33,787	65,012
Hunterdon	419	771	2,386	3,576
Mercer	4,278	6,163	12,137	22,578
Middlesex	6,838	14,792	27,387	49,017
Monmouth	4,446	7,711	18,479	30,636
Morris	2,142	3,831	9,968	15,941
Ocean	7,255	18,353	19,260	44,868
Passaic	8,745	19,653	27,121	55,519
Salem	1,189	1,366	2,592	5,147
Somerset	1,568	3,007	6,504	11,079
Sussex	875	1,601	3,811	6,287
Union	6,627	11,982	21,445	40,054
Warren	1,122	1,587	3,306	6,015
Other	1	0	1	2
Total	105,884	191,937	346,667	644,488

* Includes pregnant women eligible through CHIPRA - 1,731



NJ FamilyCare Enrollment Report

ABD Eligibles - September 2018				
County	Aged	Blind	Disabled	Total
Atlantic	2,734	19	8,193	10,946
Bergen	11,828	49	10,871	22,748
Burlington	2,462	28	8,736	11,226
Camden	4,759	89	20,185	25,033
Cape May	1,087	4	2,599	3,690
Cumberland	1,584	22	7,667	9,273
Essex	10,263	132	30,518	40,913
Gloucester	1,493	18	6,512	8,023
Hudson	11,556	94	19,987	31,637
Hunterdon	540	8	1,533	2,081
Mercer	3,313	41	11,816	15,170
Middlesex	10,955	58	12,477	23,490
Monmouth	4,621	45	10,001	14,667
Morris	4,295	16	5,307	9,618
Ocean	3,855	28	10,406	14,289
Passaic	9,514	63	15,303	24,880
Salem	455	7	2,610	3,072
Somerset	3,151	12	3,836	6,999
Sussex	645	8	2,300	2,953
Union	7,057	53	11,869	18,979
Warren	759	6	2,169	2,934
Other	92	0	214	306
Total	97,018	800	205,109	302,927

Includes 39,818 individuals in home and community-based waiver programs

