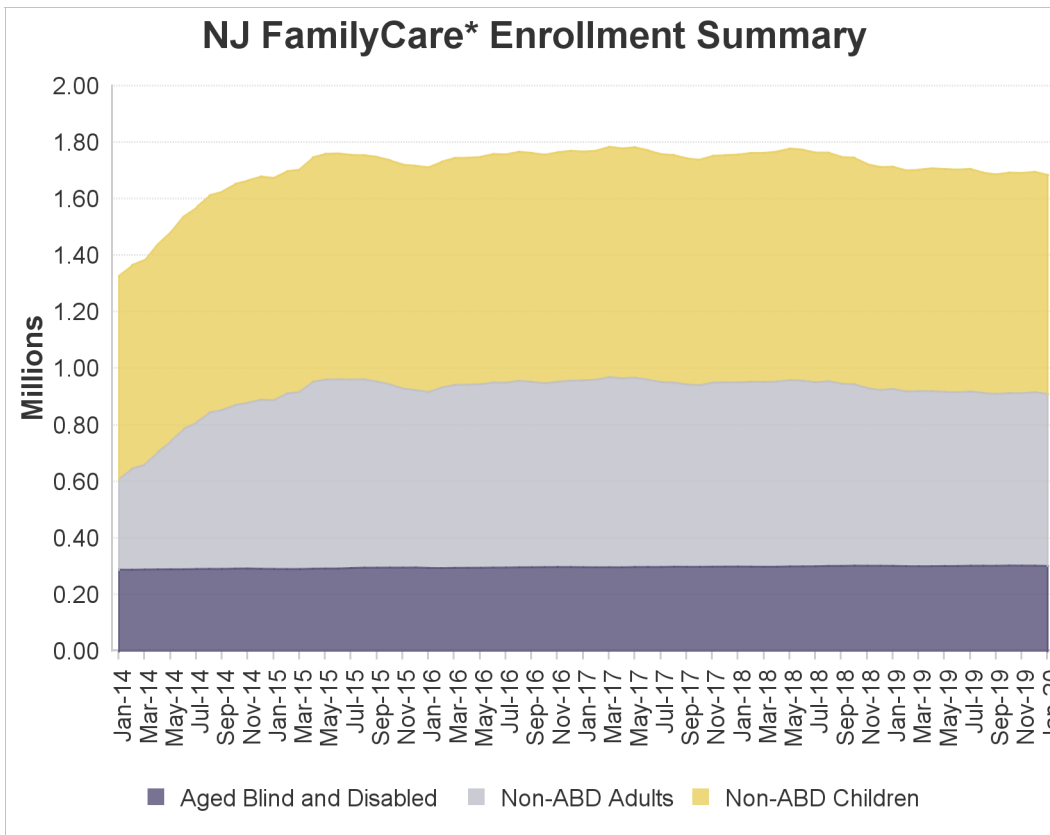


NJ FamilyCare* Enrollment Summary - January 2020			
Eligibility Category	Age < 21	Age > 20	Total
Aged	0	97,500	97,500
Blind	43	766	809
Disabled	29,082	175,623	204,705
Non-ABD Children	774,708	0	774,708
Non-ABD Adults	21,731	586,103	607,834
Total	825,564	859,992	1,685,556



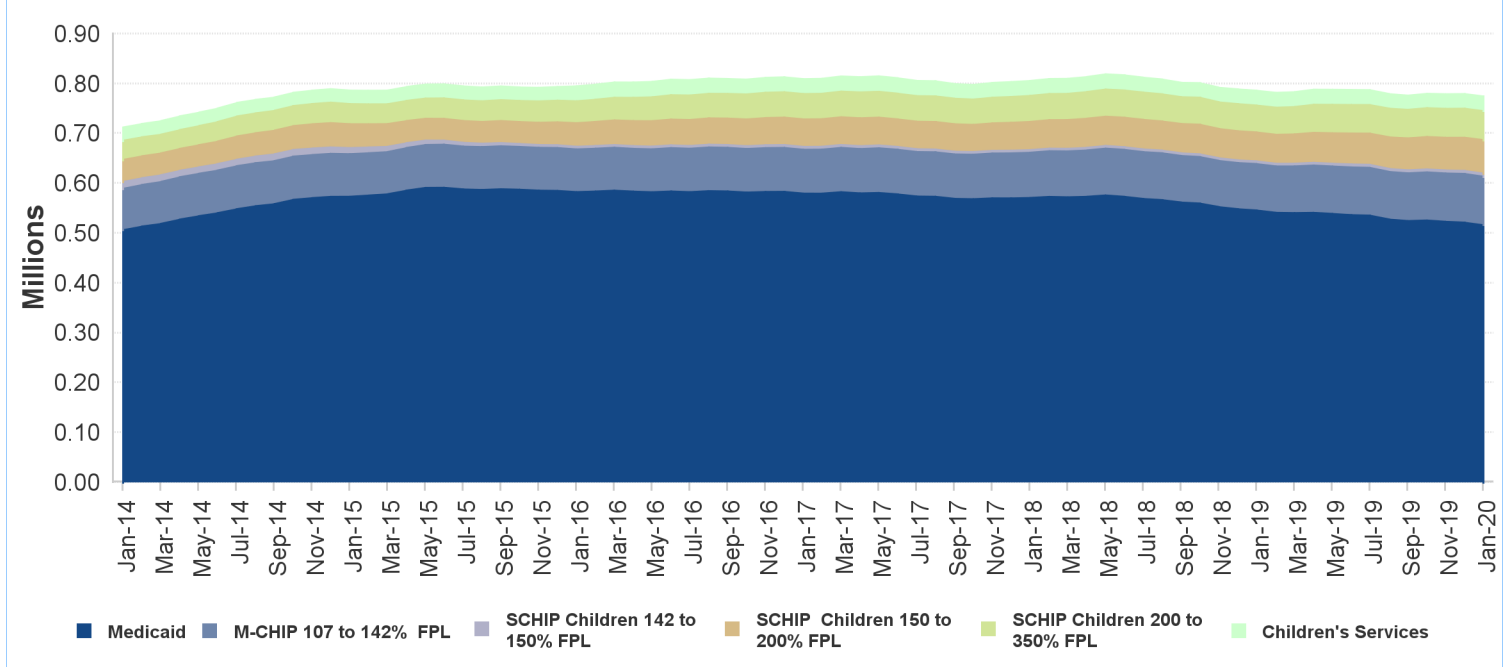
* - **NJ FamilyCare** includes all individuals receiving public medical assistance through the Division of Medical Assistance and Health Services and includes those eligible for federal reimbursement through the Medicaid program and Children's Health Insurance Program established in the federal Social Security Act and those eligible for other public medical assistance programs established through various state laws.

Non-ABD Children - January 2020

County	Medicaid	M-CHIP 107 to 142% FPL	SCHIP Children 142 to 150% FPL	SCHIP Children 150 to 200% FPL	SCHIP Children 200 to 350% FPL	Children's Services	Total
Atlantic	21,275	3,609	257	2,391	1,642	1,313	30,487
Bergen	26,664	6,963	377	5,452	5,910	1,483	46,849
Burlington	16,362	2,894	224	2,532	2,246	2,252	26,510
Camden	42,402	6,505	329	3,699	2,841	2,345	58,121
Cape May	4,973	821	48	669	563	414	7,488
Cumberland	16,027	2,785	240	1,857	1,212	1,009	23,130
Essex	72,971	11,036	458	5,381	3,820	3,088	96,754
Gloucester	12,928	2,151	100	1,583	1,496	1,478	19,736
Hudson	51,571	9,214	564	5,745	4,387	1,231	72,712
Hunterdon	2,105	460	27	421	513	418	3,944
Mercer	22,133	4,007	281	2,978	2,219	2,113	33,731
Middlesex	37,435	9,234	674	7,451	6,151	1,720	62,665
Monmouth	22,365	4,898	317	3,262	3,054	1,803	35,699
Morris	9,726	2,357	122	2,108	2,010	1,067	17,390
Ocean	51,346	9,501	610	7,429	8,571	1,907	79,364
Passaic	51,315	9,846	746	5,552	4,192	1,069	72,720
Salem	4,651	678	55	340	338	483	6,545
Somerset	8,654	2,197	175	1,781	1,701	835	15,343
Sussex	3,238	662	49	678	654	553	5,834
Union	33,856	6,858	467	5,314	3,971	1,360	51,826
Warren	4,255	755	53	675	611	375	6,724
Other	6	1	0	0	0	1,129	1,136
Total	516,258	97,432	6,173	67,298	58,102	29,445	774,708

Includes children eligibe through CHIPRA - 10,433

Non-ABD Children

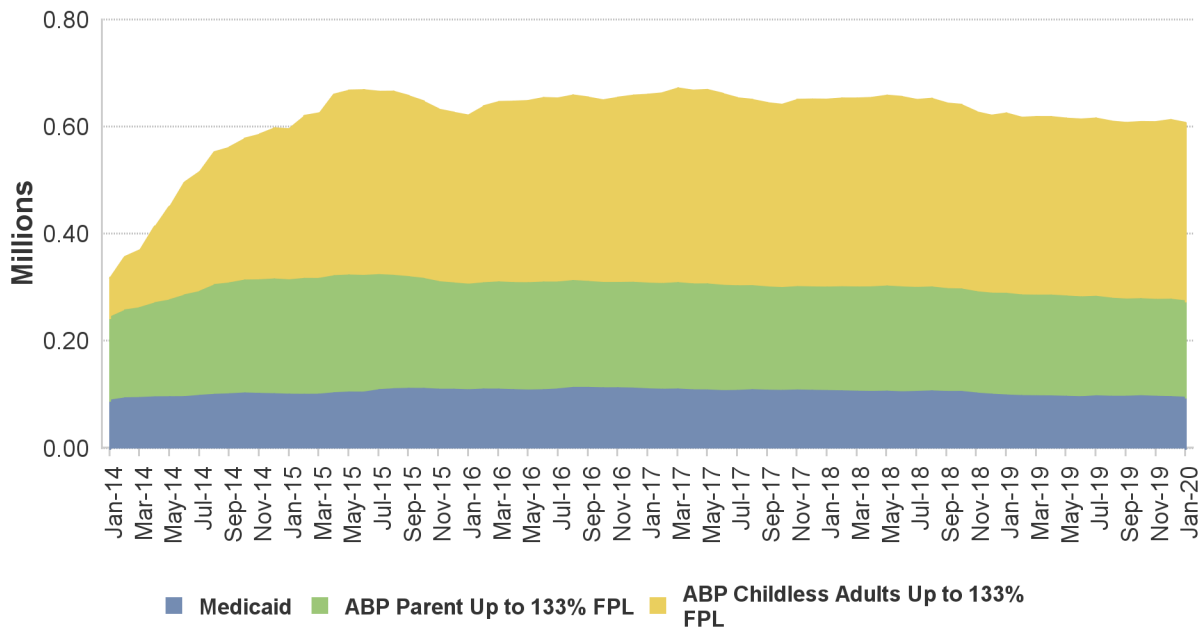


Non-ABD Adults - January 2020

County	Medicaid *	ABP Parent Up to 133% FPL	ABP Childless Adults Up to 133% FPL	Total
Atlantic	4,192	7,981	14,984	27,157
Bergen	4,826	12,492	26,110	43,428
Burlington	4,260	5,518	12,650	22,428
Camden	9,697	13,419	31,682	54,798
Cape May	1,044	2,003	4,139	7,186
Cumberland	3,176	4,270	7,411	14,857
Essex	14,669	22,253	43,544	80,466
Gloucester	3,188	4,919	9,492	17,599
Hudson	8,188	19,293	33,122	60,603
Hunterdon	411	727	2,292	3,430
Mercer	4,020	6,048	12,397	22,465
Middlesex	6,422	14,429	26,335	47,186
Monmouth	3,881	6,986	17,197	28,064
Morris	1,919	3,724	9,755	15,398
Ocean	6,988	18,889	19,424	45,301
Passaic	8,354	19,275	27,074	54,703
Salem	1,065	1,416	2,708	5,189
Somerset	1,421	2,881	6,231	10,533
Sussex	794	1,526	3,479	5,799
Union	5,554	10,211	19,535	35,300
Warren	1,030	1,567	3,343	5,940
Other	3	0	1	4
Total	95,102	179,827	332,905	607,834

* Includes pregnant women eligible through CHIPRA - 1,539

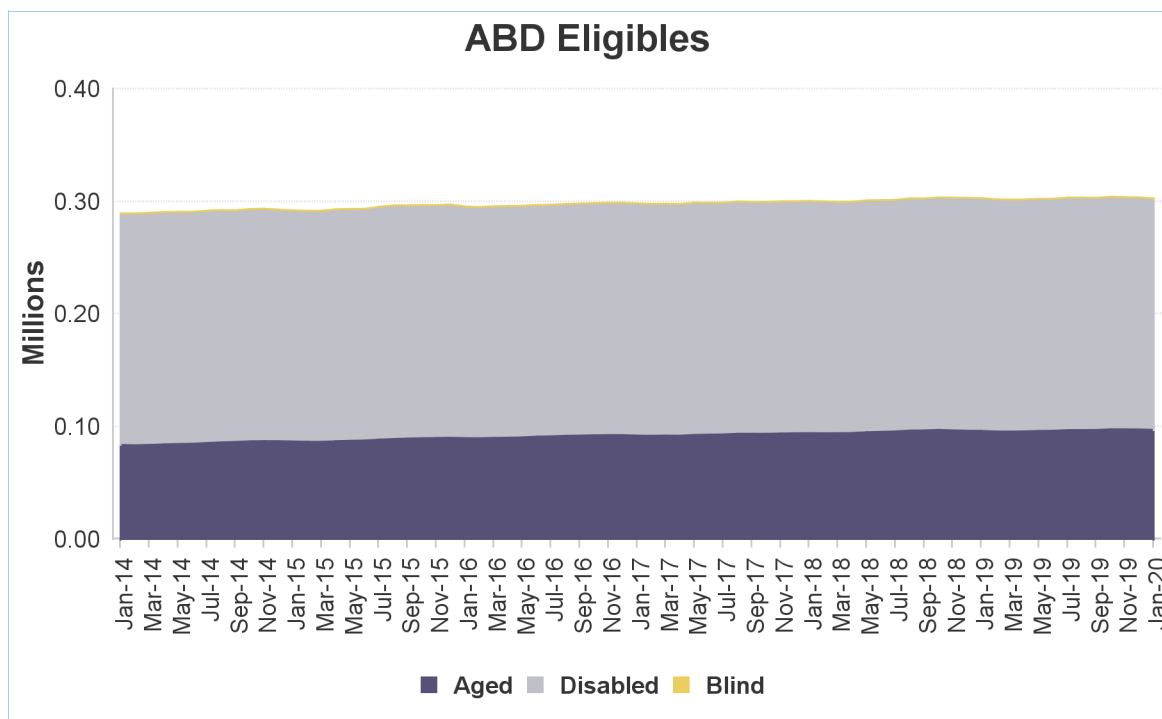
Non-ABD Adults



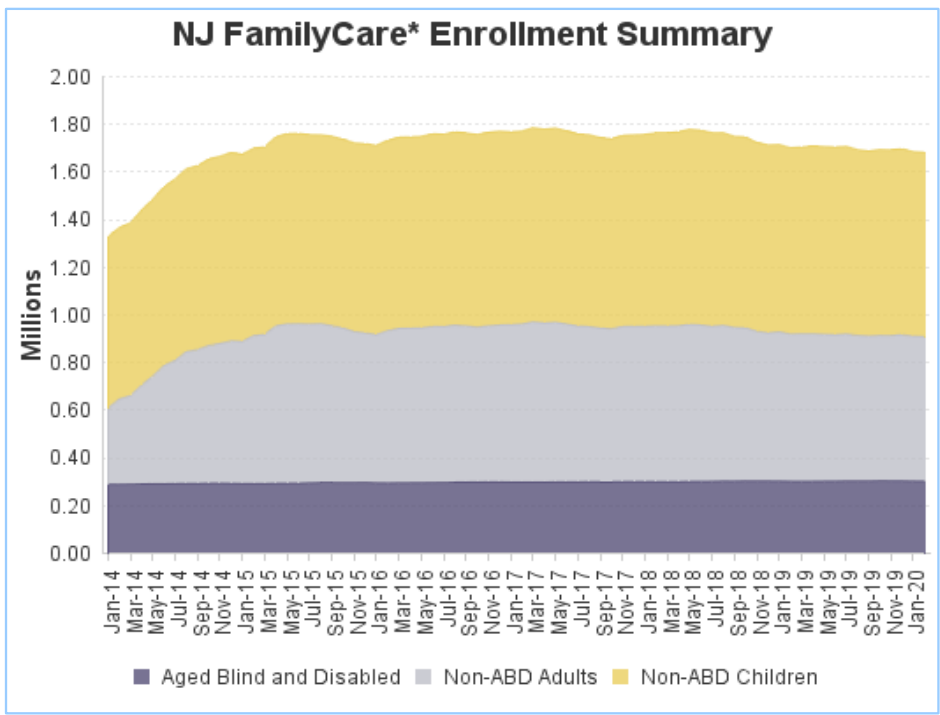
ABD Eligibles - January 2020

County	Aged	Blind	Disabled	Total
Atlantic	2,738	19	8,346	11,103
Bergen	12,013	52	10,799	22,864
Burlington	2,559	25	8,998	11,582
Camden	4,850	87	20,469	25,406
Cape May	1,167	3	2,637	3,807
Cumberland	1,559	19	7,682	9,260
Essex	9,561	140	29,276	38,977
Gloucester	1,505	19	6,586	8,110
Hudson	11,711	93	19,683	31,487
Hunterdon	532	8	1,557	2,097
Mercer	3,476	46	11,864	15,386
Middlesex	11,169	60	12,645	23,874
Monmouth	4,637	44	10,098	14,779
Morris	4,212	18	5,220	9,450
Ocean	3,807	23	10,509	14,339
Passaic	9,772	57	15,193	25,022
Salem	470	9	2,626	3,105
Somerset	3,241	11	3,961	7,213
Sussex	645	8	2,357	3,010
Union	7,056	62	11,784	18,902
Warren	767	6	2,220	2,993
Other	53	0	195	248
Total	97,500	809	204,705	303,014

Includes 45,627 individuals in home and community-based waiver programs



NJ FamilyCare* Enrollment Summary - February 2020			
Eligibility Category	Age < 21	Age > 20	Total
Aged	0	97,584	97,584
Blind	42	768	810
Disabled	28,981	175,423	204,404
Non-ABD Children	773,544	0	773,544
Non-ABD Adults	21,803	584,476	606,279
Total	824,370	858,251	1,682,621

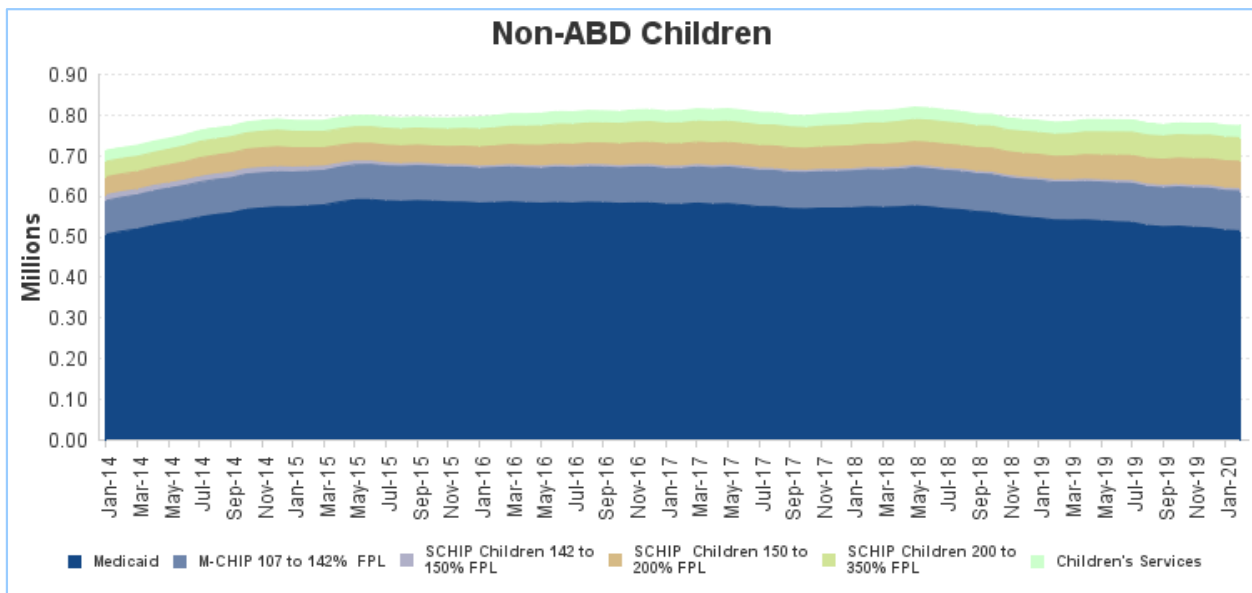


* - **NJ FamilyCare** includes all individuals receiving public medical assistance Division of Medical Assistance and Health Services and includes those eligible for federal reimbursement through the Medicaid program and Children's Health Insurance Program established in the federal Social Security Act and those eligible for other public medical assistance programs established through various state laws.

Non-ABD Children - February 2020

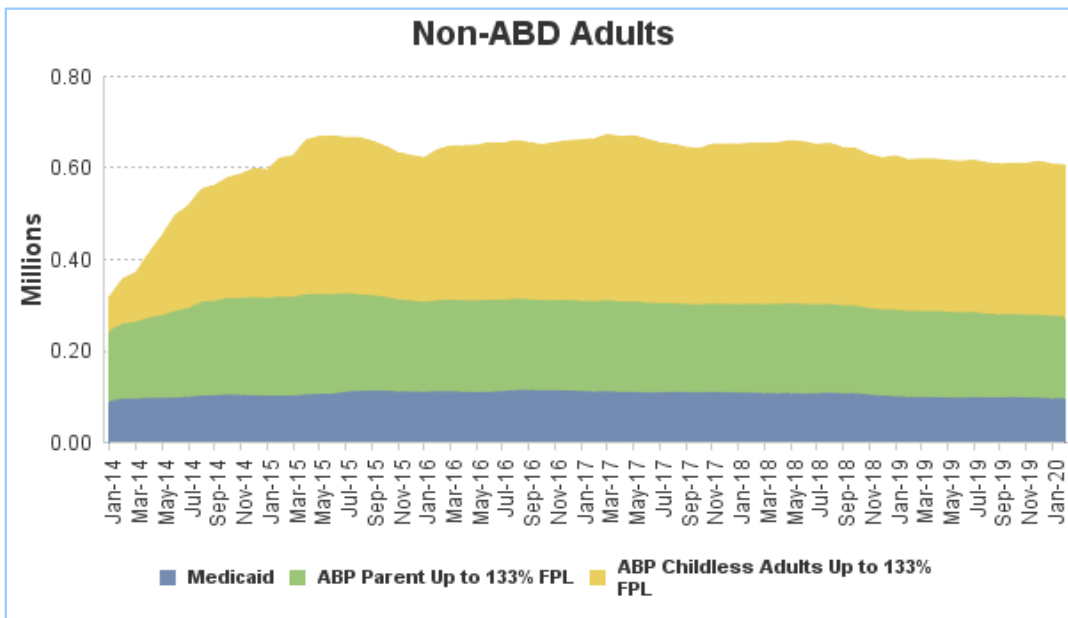
County	Medicaid	M-CHIP 107 to 142% FPL	SCHIP Children 142 to 150% FPL	SCHIP Children 150 to 200% FPL	SCHIP Children 200 to 350% FPL	Children's Services	Total
Atlantic	21,383	3,611	257	2,388	1,626	1,319	30,584
Bergen	26,753	6,975	387	5,339	5,894	1,478	46,826
Burlington	16,450	2,883	221	2,567	2,233	2,271	26,625
Camden	40,846	6,444	342	3,716	2,884	2,338	56,570
Cape May	4,944	836	54	665	578	419	7,496
Cumberland	15,992	2,838	240	1,823	1,221	1,001	23,115
Essex	72,253	10,996	464	5,405	3,797	3,084	95,999
Gloucester	12,984	2,187	99	1,577	1,493	1,507	19,847
Hudson	51,961	9,215	567	5,722	4,307	1,249	73,021
Hunterdon	2,117	444	30	446	502	421	3,960
Mercer	22,212	4,031	287	2,985	2,272	2,072	33,859
Middlesex	37,430	9,259	675	7,449	6,137	1,718	62,668
Monmouth	22,431	4,939	311	3,245	3,051	1,826	35,803
Morris	9,849	2,353	126	2,091	2,018	1,069	17,506
Ocean	51,447	9,638	626	7,483	8,613	1,902	79,709
Passaic	51,355	9,923	729	5,525	4,194	1,105	72,831
Salem	4,670	668	51	350	317	483	6,539
Somerset	8,657	2,176	167	1,766	1,679	844	15,289
Sussex	3,246	676	45	659	648	584	5,858
Union	33,502	6,844	442	5,324	4,026	1,385	51,523
Warren	4,300	781	55	681	593	378	6,788
Other	7	0	0	0	0	1,121	1,128
Total	514,789	97,717	6,175	67,206	58,083	29,574	773,544

Includes children eligible through CHIPRA - 10,460



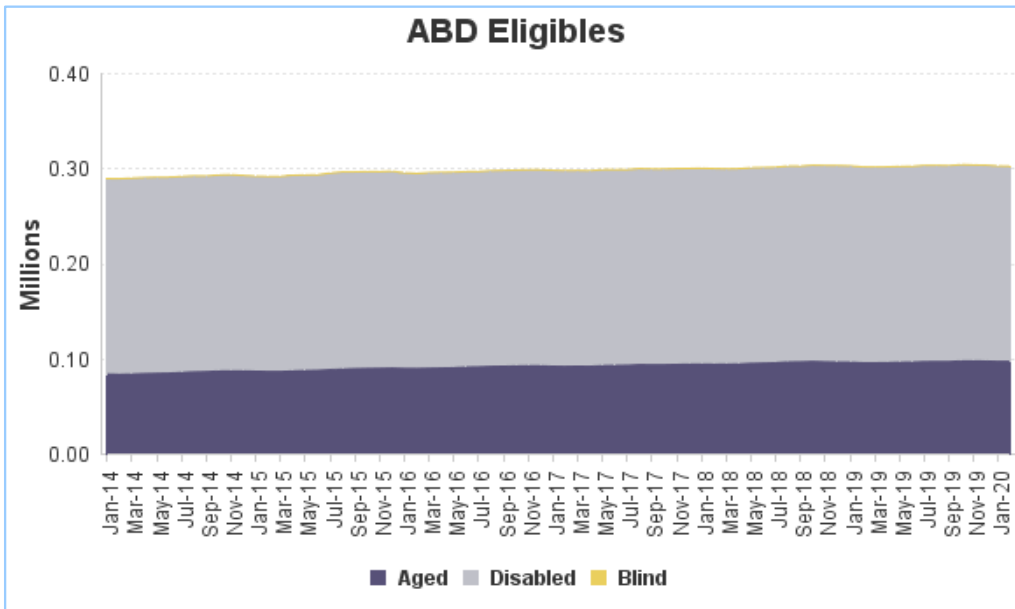
Non-ABD Adults - February 2020				
County	Medicaid *	ABP Parent Up to 133% FPL	ABP Childless Adults Up to 133% FPL	Total
Atlantic	4,249	8,013	14,966	27,228
Bergen	4,856	12,466	25,994	43,316
Burlington	4,273	5,548	12,565	22,386
Camden	9,741	13,058	31,722	54,521
Cape May	1,057	2,008	4,117	7,182
Cumberland	3,137	4,254	7,457	14,848
Essex	14,683	21,925	42,883	79,491
Gloucester	3,236	4,927	9,563	17,726
Hudson	8,247	19,439	33,015	60,701
Hunterdon	423	714	2,260	3,397
Mercer	4,036	6,078	12,431	22,545
Middlesex	6,458	14,354	26,335	47,147
Monmouth	3,905	6,938	17,251	28,094
Morris	1,951	3,713	9,689	15,353
Ocean	6,900	19,060	19,400	45,360
Passaic	8,391	19,312	27,109	54,812
Salem	1,077	1,418	2,702	5,197
Somerset	1,426	2,879	6,143	10,448
Sussex	817	1,514	3,509	5,840
Union	5,509	10,156	19,069	34,734
Warren	1,053	1,559	3,336	5,948
Other	4	0	1	5
Total	95,429	179,333	331,517	606,279

* Includes pregnant women eligible through CHIPRA - 1,493

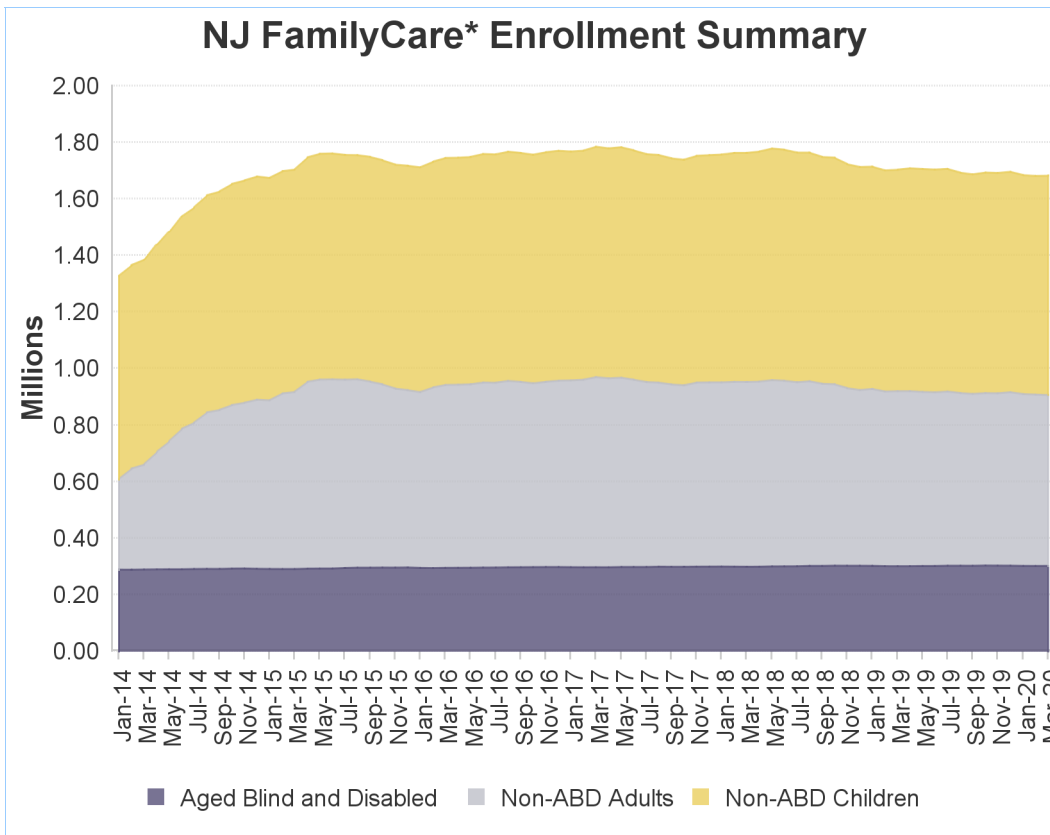


ABD Eligibles - February 2020				
County	Aged	Blind	Disabled	Total
Atlantic	2,750	21	8,353	11,124
Bergen	12,004	51	10,796	22,851
Burlington	2,569	25	8,991	11,585
Camden	4,876	83	20,249	25,208
Cape May	1,152	3	2,641	3,796
Cumberland	1,546	18	7,680	9,244
Essex	9,538	138	29,211	38,887
Gloucester	1,502	19	6,604	8,125
Hudson	11,711	95	19,702	31,508
Hunterdon	529	8	1,564	2,101
Mercer	3,505	46	11,833	15,384
Middlesex	11,225	62	12,629	23,916
Monmouth	4,632	45	10,122	14,799
Morris	4,223	18	5,234	9,475
Ocean	3,778	23	10,498	14,299
Passaic	9,790	58	15,177	25,025
Salem	471	9	2,604	3,084
Somerset	3,257	11	3,957	7,225
Sussex	649	8	2,346	3,003
Union	7,048	63	11,809	18,920
Warren	778	6	2,211	2,995
Other	51	0	193	244
Total	97,584	810	204,404	302,798

Includes 45,763 individuals in home and community-based waiver programs



NJ FamilyCare* Enrollment Summary - March 2020			
Eligibility Category	Age < 21	Age > 20	Total
Aged	0	97,760	97,760
Blind	41	766	807
Disabled	28,946	175,462	204,408
Non-ABD Children	776,097	0	776,097
Non-ABD Adults	21,637	582,770	604,407
Total	826,721	856,758	1,683,479



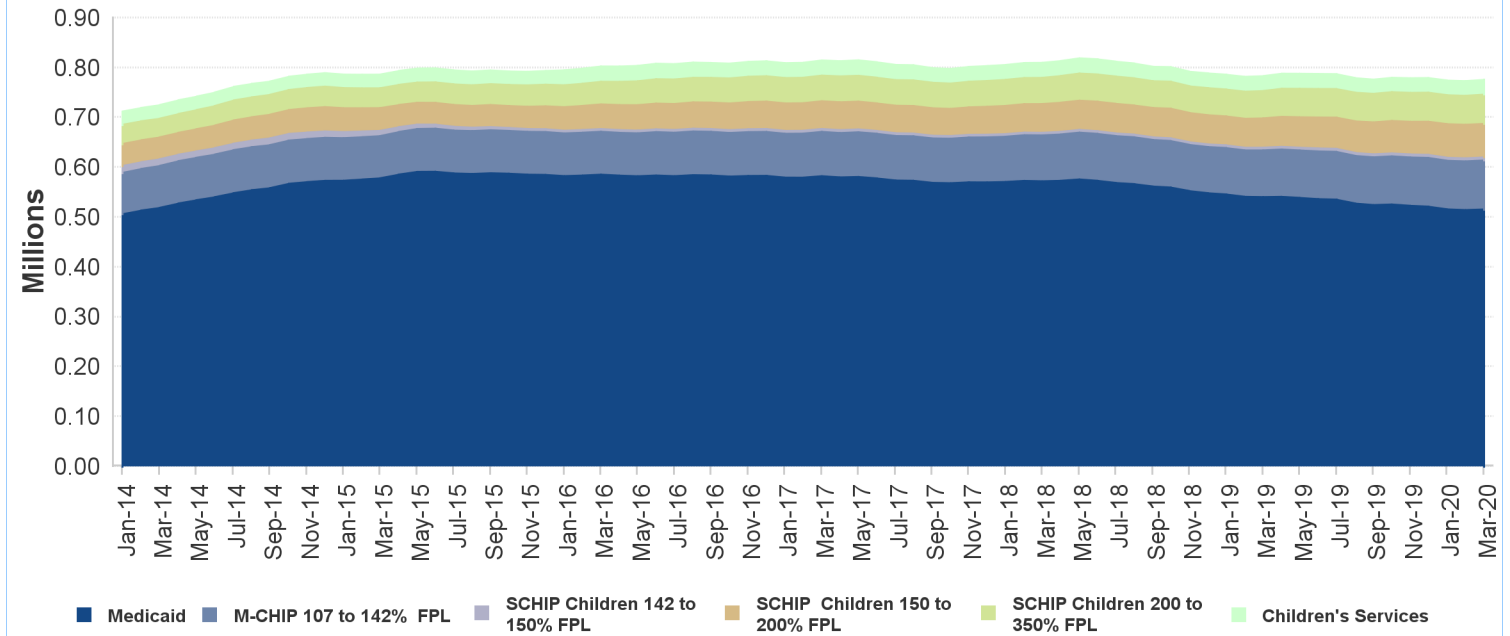
* - NJ FamilyCare includes all individuals receiving public medical assistance through the Division of Medical Assistance and Health Services and includes those eligible for federal reimbursement through the Medicaid program and Children's Health Insurance Program established in the federal Social Security Act and those eligible for other public medical assistance programs established through various state laws.

Non-ABD Children - March 2020

County	Medicaid	M-CHIP 107 to 142% FPL	SCHIP Children 142 to 150% FPL	SCHIP Children 150 to 200% FPL	SCHIP Children 200 to 350% FPL	Children's Services	Total
Atlantic	21,328	3,660	267	2,383	1,589	1,310	30,537
Bergen	26,666	7,015	394	5,325	5,971	1,546	46,917
Burlington	16,511	2,899	217	2,554	2,228	2,293	26,702
Camden	42,183	6,462	340	3,774	2,898	2,332	57,989
Cape May	5,012	819	54	645	588	416	7,534
Cumberland	16,043	2,826	228	1,831	1,229	974	23,131
Essex	71,778	11,018	468	5,496	3,903	3,097	95,760
Gloucester	13,094	2,209	94	1,555	1,526	1,486	19,964
Hudson	52,103	9,287	581	5,792	4,371	1,240	73,374
Hunterdon	2,130	460	29	435	521	437	4,012
Mercer	22,243	4,042	287	3,005	2,253	2,057	33,887
Middlesex	37,523	9,282	688	7,417	6,199	1,746	62,855
Monmouth	22,300	5,018	306	3,223	3,111	1,818	35,776
Morris	9,822	2,390	128	2,075	2,039	1,078	17,532
Ocean	51,584	9,772	647	7,421	8,803	1,904	80,131
Passaic	51,349	10,012	738	5,450	4,199	1,128	72,876
Salem	4,681	665	50	355	310	475	6,536
Somerset	8,679	2,141	159	1,747	1,692	857	15,275
Sussex	3,266	685	50	650	654	571	5,876
Union	33,485	6,819	433	5,328	4,078	1,371	51,514
Warren	4,295	787	52	674	604	381	6,793
Other	8	0	0	0	0	1,118	1,126
Total	516,083	98,268	6,210	67,135	58,766	29,635	776,097

Includes children eligibe through CHIPRA - 10,494

Non-ABD Children

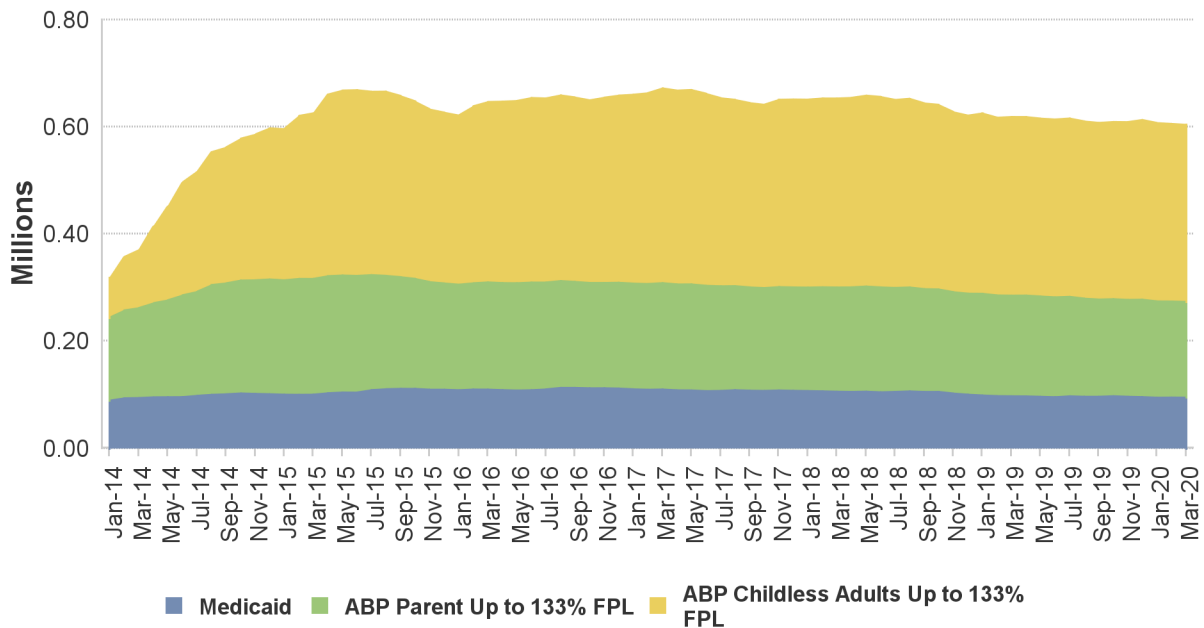


Non-ABD Adults - March 2020

County	Medicaid *	ABP Parent Up to 133% FPL	ABP Childless Adults Up to 133% FPL	Total
Atlantic	4,203	8,029	15,006	27,238
Bergen	4,851	12,372	25,786	43,009
Burlington	4,332	5,479	12,492	22,303
Camden	9,803	13,063	31,369	54,235
Cape May	1,091	2,017	4,114	7,222
Cumberland	3,108	4,290	7,556	14,954
Essex	14,578	21,690	42,860	79,128
Gloucester	3,272	4,936	9,631	17,839
Hudson	8,189	19,361	32,952	60,502
Hunterdon	428	720	2,244	3,392
Mercer	3,987	6,110	12,393	22,490
Middlesex	6,527	14,257	26,325	47,109
Monmouth	3,838	6,902	17,104	27,844
Morris	1,924	3,688	9,605	15,217
Ocean	6,894	19,176	19,482	45,552
Passaic	8,325	19,274	27,075	54,674
Salem	1,064	1,432	2,701	5,197
Somerset	1,426	2,851	6,121	10,398
Sussex	829	1,526	3,497	5,852
Union	5,461	10,076	18,793	34,330
Warren	1,085	1,530	3,303	5,918
Other	3	0	1	4
Total	95,218	178,779	330,410	604,407

* Includes pregnant women eligible through CHIPRA - 1,402

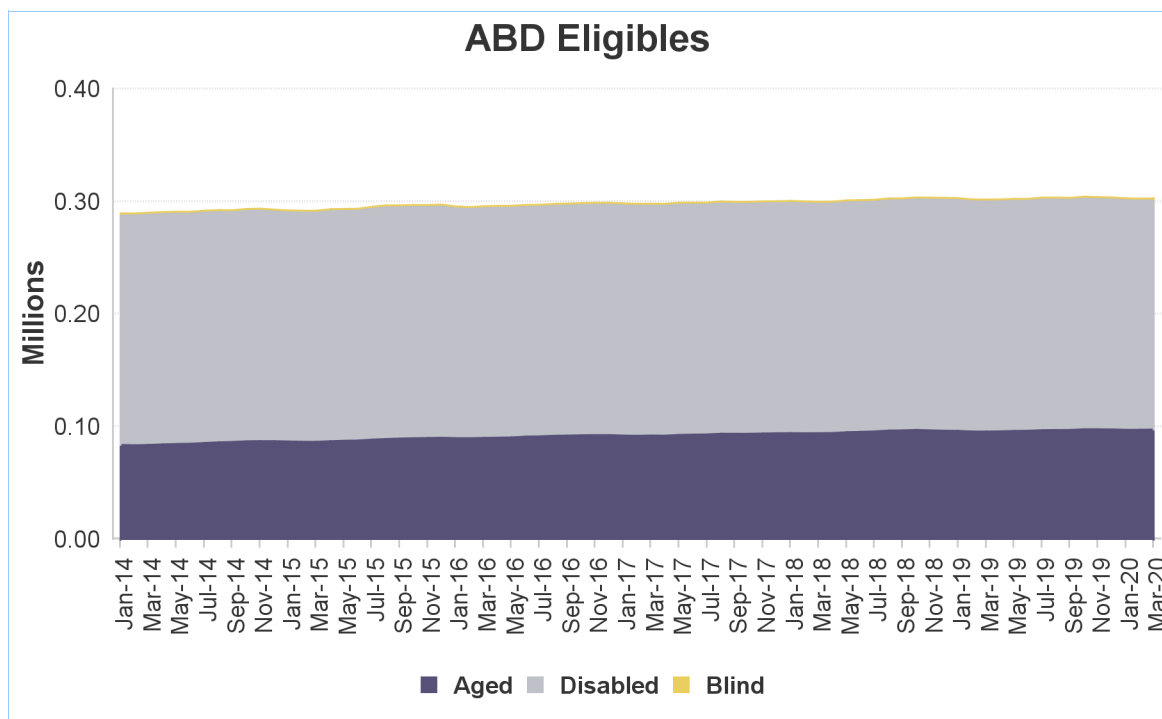
Non-ABD Adults



ABD Eligibles - March 2020

County	Aged	Blind	Disabled	Total
Atlantic	2,746	21	8,357	11,124
Bergen	11,967	51	10,800	22,818
Burlington	2,583	25	9,018	11,626
Camden	4,905	82	20,210	25,197
Cape May	1,153	3	2,641	3,797
Cumberland	1,547	19	7,692	9,258
Essex	9,616	138	29,251	39,005
Gloucester	1,505	19	6,617	8,141
Hudson	11,738	95	19,726	31,559
Hunterdon	527	8	1,563	2,098
Mercer	3,515	46	11,820	15,381
Middlesex	11,296	61	12,660	24,017
Monmouth	4,596	45	10,053	14,694
Morris	4,280	18	5,261	9,559
Ocean	3,783	23	10,500	14,306
Passaic	9,801	57	15,155	25,013
Salem	469	9	2,611	3,089
Somerset	3,274	11	3,951	7,236
Sussex	638	8	2,332	2,978
Union	6,995	62	11,769	18,826
Warren	776	6	2,225	3,007
Other	50	0	196	246
Total	97,760	807	204,408	302,975

Includes 45,954 individuals in home and community-based waiver programs





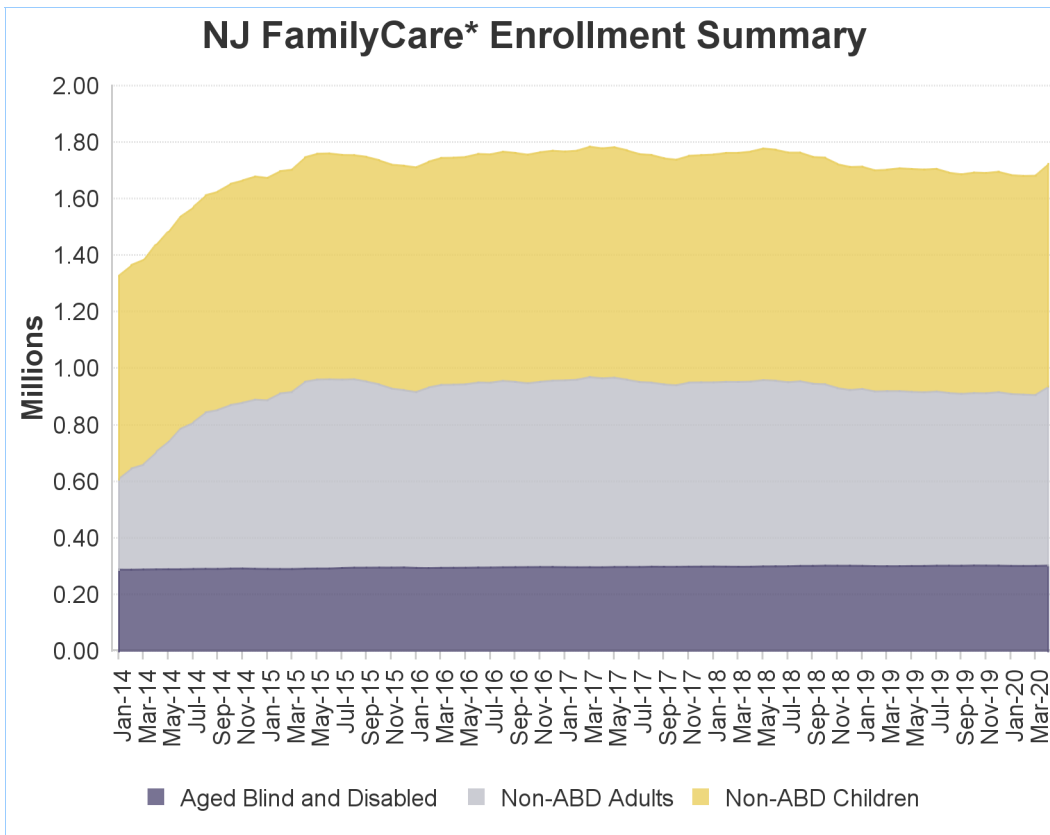
State of New Jersey
Department of Human Services
Division of Medical Assistance & Health Services
Office of Business Intelligence
June 01, 2020

MESSAGE TO PUBLIC USERS CONCERNING APRIL 2020 ENROLLMENT

Please note that the April and May 2020 enrollment reports are significantly affected by NJ FamilyCare's response to the COVID-19 public health emergency, and related changes in federal requirements. The federal Families First Coronavirus Response Act (enacted March 18th) provides states with additional federal Medicaid matching funds for the duration of the public health emergency. As a condition of receiving this additional funding, states must adhere to certain requirements. These include that states must not terminate beneficiaries' Medicaid eligibility from the effective date of the legislation through the duration of the crisis, except in certain limited circumstances. This has affected the April and May enrollment reports in two significant ways:

1. Many beneficiaries who, under ordinary federal rules, may have lost eligibility for NJ FamilyCare due to issues such as non-response to redetermination requests or changes in income have instead maintained coverage. This is reflected in the enrollment totals in the April and May reports, and accounts for most of the net NJ FamilyCare enrollment growth since the March 2020 report.
2. Complying with the new federal rules required the state to undertake various technical and systems changes, which delayed the production of the April enrollment report. As a result, six weeks of new eligibility data (from March 21st to May 1st) are incorporated in the April report, relative to the March report. By contrast, the May enrollment report reflects only three weeks of new eligibility data (from May 2nd to May 22nd) relative to the April report. As such, any comparative analyses either between May and April, or between May or April and previous months, should be undertaken with caution, as these reports reflect non-standard windows of time.

NJ FamilyCare* Enrollment Summary - April 2020			
Eligibility Category	Age < 21	Age > 20	Total
Aged	0	98,129	98,129
Blind	39	761	800
Disabled	29,152	176,139	205,291
Non-ABD Children	788,135	0	788,135
Non-ABD Adults	22,237	610,530	632,767
Total	839,563	885,559	1,725,122



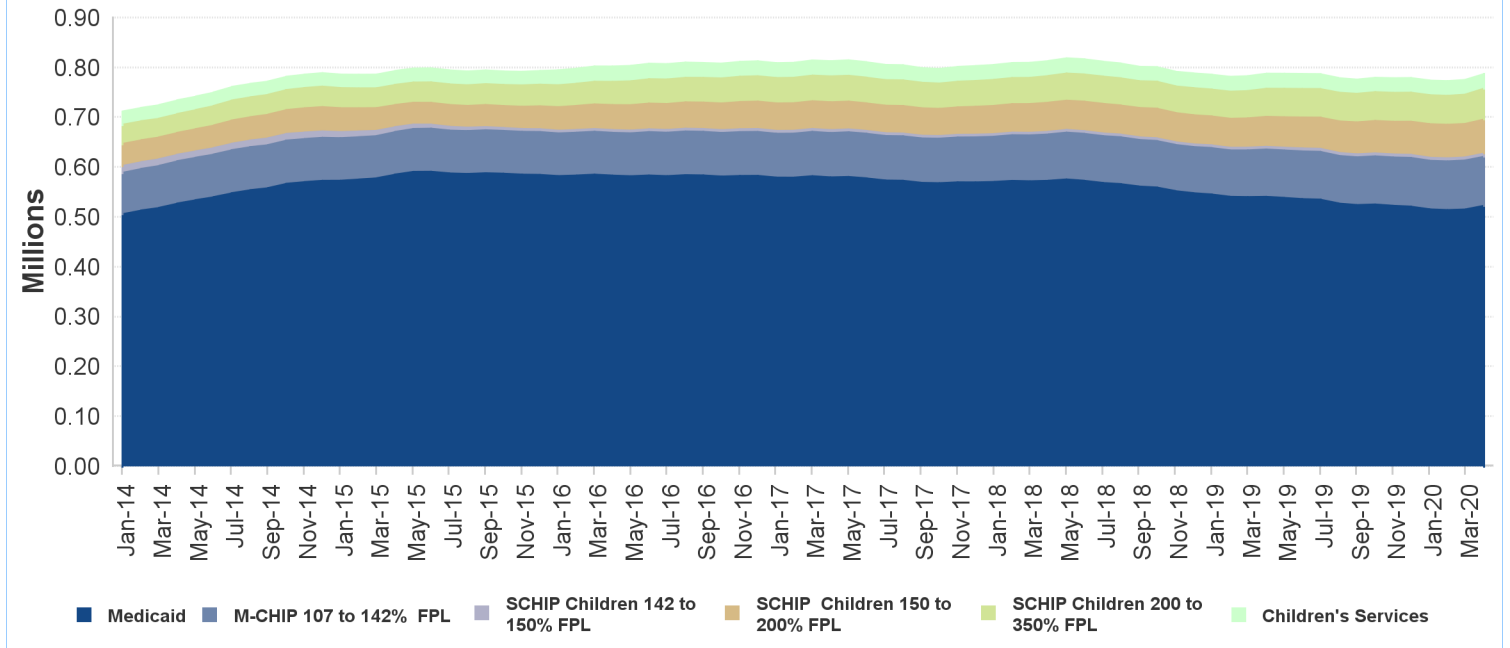
* - NJ FamilyCare includes all individuals receiving public medical assistance through the Division of Medical Assistance and Health Services and includes those eligible for federal reimbursement through the Medicaid program and Children's Health Insurance Program established in the federal Social Security Act and those eligible for other public medical assistance programs established through various state laws.

Non-ABD Children - April 2020

County	Medicaid	M-CHIP 107 to 142% FPL	SCHIP Children 142 to 150% FPL	SCHIP Children 150 to 200% FPL	SCHIP Children 200 to 350% FPL	Children's Services	Total
Atlantic	21,746	3,666	275	2,427	1,661	1,295	31,070
Bergen	27,243	7,090	399	5,432	6,269	1,506	47,939
Burlington	16,961	2,888	206	2,597	2,358	2,245	27,255
Camden	42,832	6,464	353	3,891	3,110	2,330	58,980
Cape May	5,057	803	64	641	646	408	7,619
Cumberland	16,386	2,818	231	1,820	1,309	964	23,528
Essex	72,638	10,923	484	5,561	4,145	3,028	96,779
Gloucester	13,419	2,206	95	1,608	1,616	1,468	20,412
Hudson	52,391	9,321	613	5,965	4,693	1,231	74,214
Hunterdon	2,201	451	28	431	539	443	4,093
Mercer	22,543	4,036	295	3,050	2,426	2,080	34,430
Middlesex	38,301	9,375	693	7,601	6,552	1,722	64,244
Monmouth	22,492	5,035	324	3,255	3,280	1,793	36,179
Morris	10,094	2,431	125	2,109	2,129	1,050	17,938
Ocean	52,424	9,745	643	7,556	9,163	1,902	81,433
Passaic	51,807	10,091	733	5,511	4,446	1,114	73,702
Salem	4,734	674	51	366	334	480	6,639
Somerset	8,791	2,138	164	1,772	1,836	823	15,524
Sussex	3,380	693	53	636	716	554	6,032
Union	33,770	6,726	440	5,461	4,338	1,346	52,081
Warren	4,393	790	47	689	623	380	6,922
Other	6	1	0	0	0	1,115	1,122
Total	523,609	98,365	6,316	68,379	62,189	29,277	788,135

Includes children eligibe through CHIPRA - 10,639

Non-ABD Children

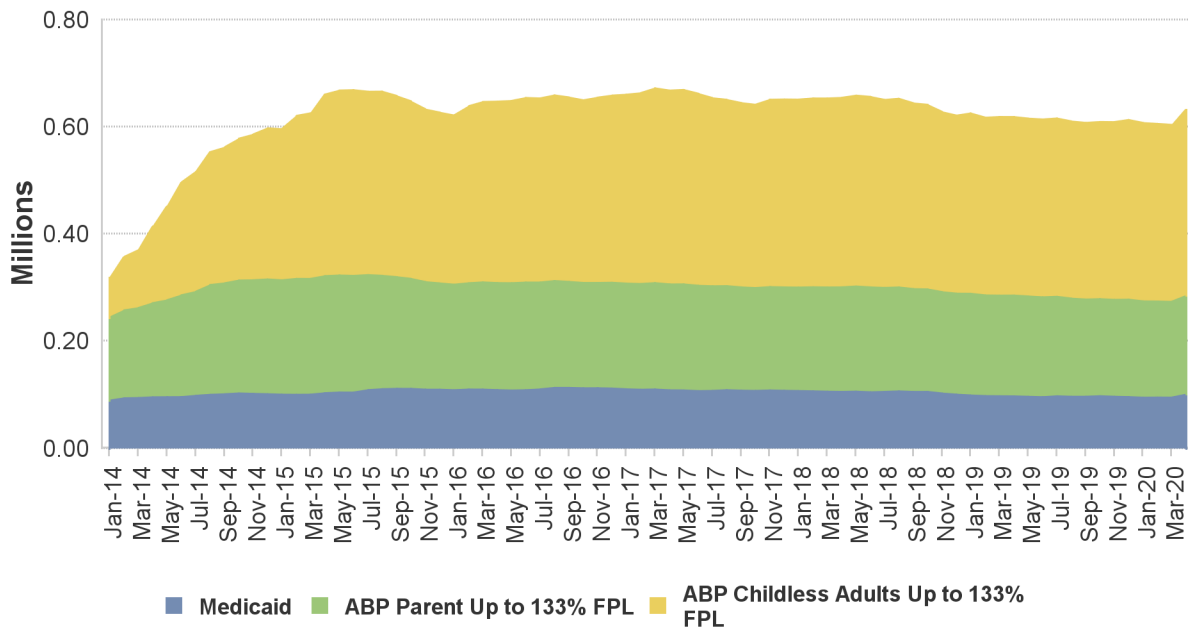


Non-ABD Adults - April 2020

County	Medicaid *	ABP Parent Up to 133% FPL	ABP Childless Adults Up to 133% FPL	Total
Atlantic	4,482	8,294	15,862	28,638
Bergen	5,233	12,936	27,120	45,289
Burlington	4,599	5,715	13,201	23,515
Camden	10,304	13,352	32,601	56,257
Cape May	1,135	2,095	4,288	7,518
Cumberland	3,256	4,421	7,974	15,651
Essex	15,422	22,349	44,948	82,719
Gloucester	3,486	5,101	10,120	18,707
Hudson	8,650	19,844	34,562	63,056
Hunterdon	453	761	2,370	3,584
Mercer	4,227	6,305	13,088	23,620
Middlesex	7,076	14,839	27,820	49,735
Monmouth	4,044	7,164	18,065	29,273
Morris	2,084	3,878	10,204	16,166
Ocean	7,390	19,671	20,448	47,509
Passaic	8,676	19,784	28,350	56,810
Salem	1,133	1,472	2,855	5,460
Somerset	1,519	2,947	6,482	10,948
Sussex	882	1,611	3,647	6,140
Union	5,795	10,392	19,779	35,966
Warren	1,134	1,596	3,473	6,203
Other	2	0	1	3
Total	100,982	184,527	347,258	632,767

* Includes pregnant women eligible through CHIPRA - 1,395

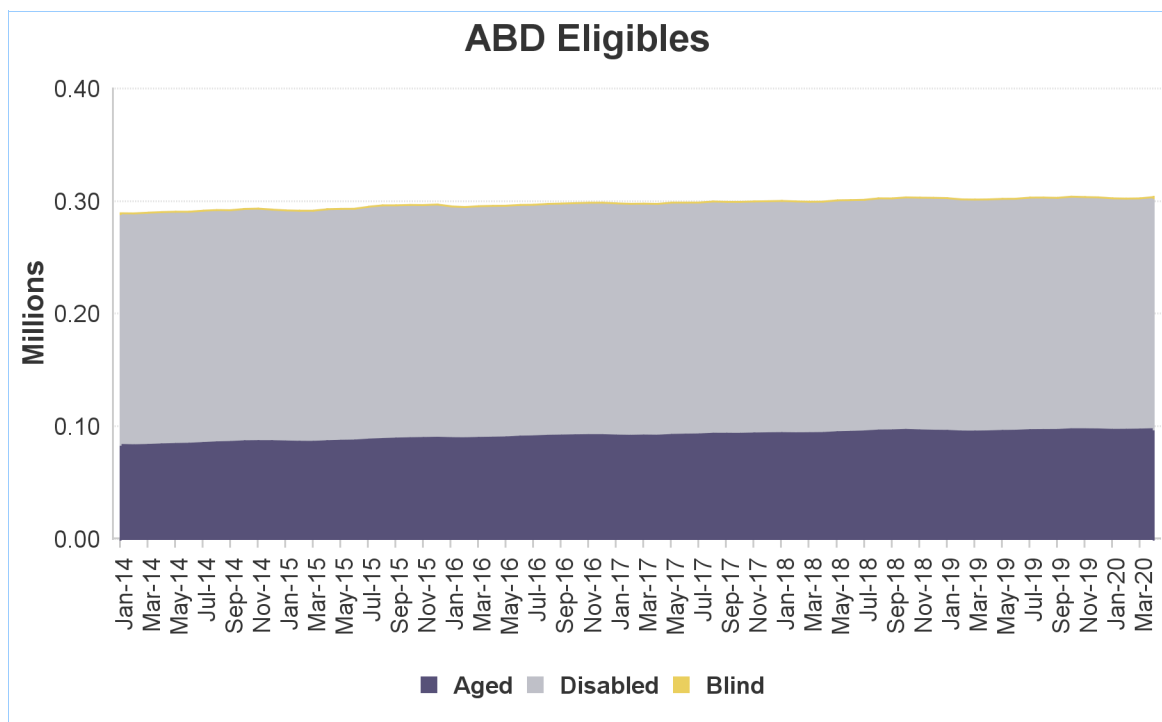
Non-ABD Adults



ABD Eligibles - April 2020

County	Aged	Blind	Disabled	Total
Atlantic	2,760	20	8,375	11,155
Bergen	12,001	50	10,909	22,960
Burlington	2,591	24	9,051	11,666
Camden	4,982	79	20,331	25,392
Cape May	1,150	3	2,640	3,793
Cumberland	1,557	20	7,730	9,307
Essex	9,589	135	29,262	38,986
Gloucester	1,563	18	6,721	8,302
Hudson	11,720	95	19,675	31,490
Hunterdon	539	7	1,582	2,128
Mercer	3,554	48	11,901	15,503
Middlesex	11,337	61	12,660	24,058
Monmouth	4,606	45	10,113	14,764
Morris	4,319	18	5,297	9,634
Ocean	3,831	21	10,641	14,493
Passaic	9,794	58	15,208	25,060
Salem	473	9	2,619	3,101
Somerset	3,302	11	3,973	7,286
Sussex	649	8	2,332	2,989
Union	6,973	64	11,817	18,854
Warren	792	6	2,257	3,055
Other	47	0	197	244
Total	98,129	800	205,291	304,220

Includes 46,447 individuals in home and community-based waiver programs





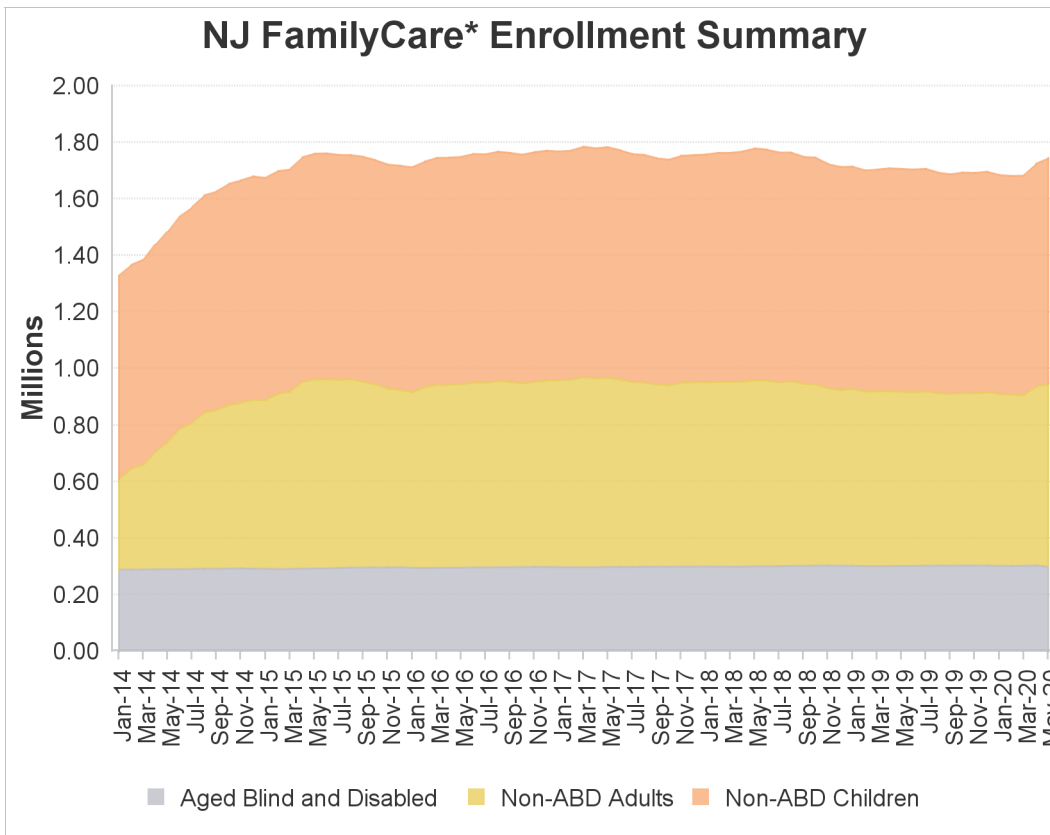
State of New Jersey
Department of Human Services
Division of Medical Assistance & Health Services
Office of Business Intelligence
June 01, 2020

MESSAGE TO PUBLIC USERS CONCERNING MAY 2020 ENROLLMENT

Please note that the April and May 2020 enrollment reports are significantly affected by NJ FamilyCare's response to the COVID-19 public health emergency, and related changes in federal requirements. The federal Families First Coronavirus Response Act (enacted March 18th) provides states with additional federal Medicaid matching funds for the duration of the public health emergency. As a condition of receiving this additional funding, states must adhere to certain requirements. These include that states must not terminate beneficiaries' Medicaid eligibility from the effective date of the legislation through the duration of the crisis, except in certain limited circumstances. This has affected the April and May enrollment reports in two significant ways:

1. Many beneficiaries who, under ordinary federal rules, may have lost eligibility for NJ FamilyCare due to issues such as non-response to redetermination requests or changes in income have instead maintained coverage. This is reflected in the enrollment totals in the April and May reports, and accounts for most of the net NJ FamilyCare enrollment growth since the March 2020 report.
2. Complying with the new federal rules required the state to undertake various technical and systems changes, which delayed the production of the April enrollment report. As a result, six weeks of new eligibility data (from March 21st to May 1st) are incorporated in the April report, relative to the March report. By contrast, the May enrollment report reflects only three weeks of new eligibility data (from May 2nd to May 22nd) relative to the April report. As such, any comparative analyses either between May and April, or between May or April and previous months, should be undertaken with caution, as these reports reflect non-standard windows of time.

NJ FamilyCare* Enrollment Summary - May 2020			
Eligibility Category	Age < 21	Age > 20	Total
Aged	0	94,775	94,775
Blind	37	753	790
Disabled	29,387	175,043	204,430
Non-ABD Children	799,062	0	799,062
Non-ABD Adults	22,179	623,776	645,955
Total	850,665	894,347	1,745,012



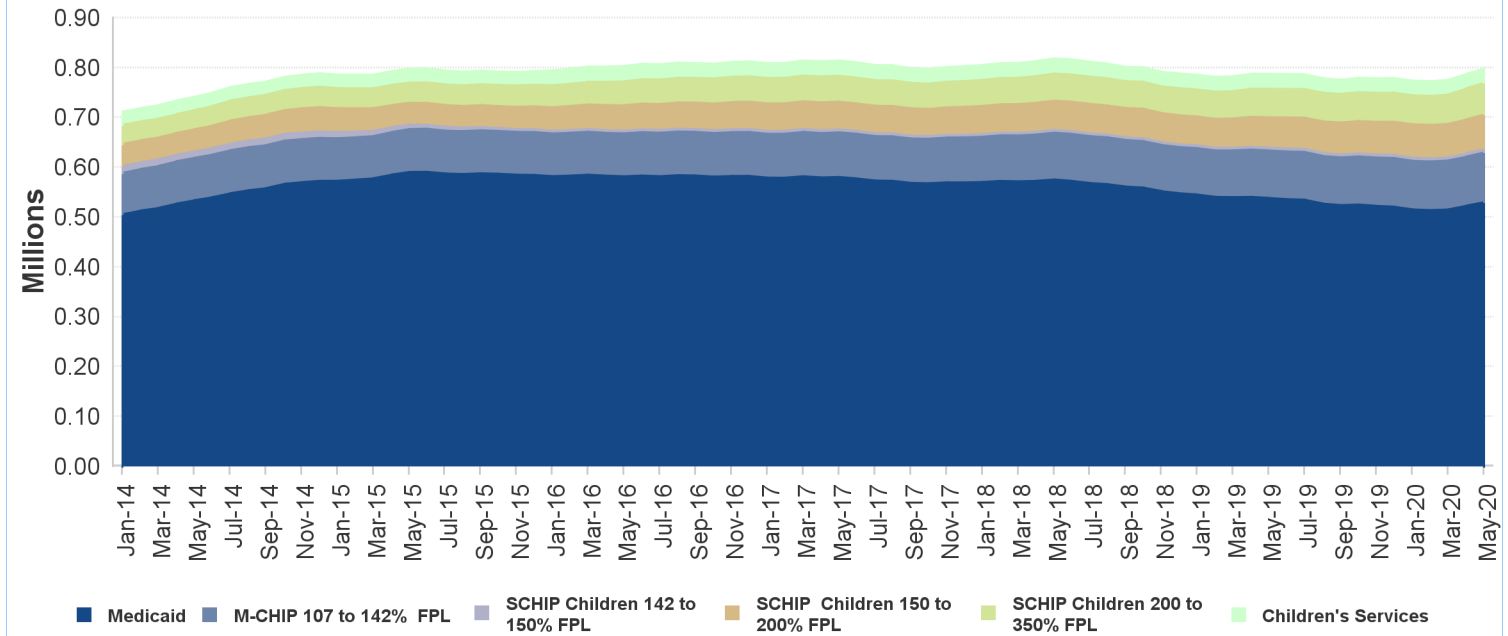
* - NJ FamilyCare includes all individuals receiving public medical assistance through the Division of Medical Assistance and Health Services and includes those eligible for federal reimbursement through the Medicaid program and Children's Health Insurance Program established in the federal Social Security Act and those eligible for other public medical assistance programs established through various state laws.

Non-ABD Children - May 2020

County	Medicaid	M-CHIP 107 to 142% FPL	SCHIP Children 142 to 150% FPL	SCHIP Children 150 to 200% FPL	SCHIP Children 200 to 350% FPL	Children's Services	Total
Atlantic	21,997	3,735	262	2,455	1,672	1,273	31,394
Bergen	27,696	7,222	411	5,565	6,367	1,421	48,682
Burlington	17,261	2,909	215	2,643	2,433	2,141	27,602
Camden	43,073	6,452	354	4,030	3,209	2,286	59,404
Cape May	5,166	810	66	644	661	402	7,749
Cumberland	16,768	2,923	241	1,816	1,314	950	24,012
Essex	74,045	11,257	508	5,686	4,353	2,959	98,808
Gloucester	13,505	2,247	88	1,650	1,654	1,415	20,559
Hudson	52,991	9,352	642	6,263	4,914	1,203	75,365
Hunterdon	2,226	459	34	440	541	415	4,115
Mercer	22,785	4,057	315	3,126	2,492	2,077	34,852
Middlesex	38,905	9,448	686	7,702	6,678	1,684	65,103
Monmouth	22,847	5,094	324	3,338	3,351	1,766	36,720
Morris	10,278	2,462	124	2,101	2,166	1,011	18,142
Ocean	52,815	9,832	663	7,680	9,261	1,839	82,090
Passaic	52,377	10,271	762	5,566	4,471	1,097	74,544
Salem	4,780	664	52	393	349	470	6,708
Somerset	9,009	2,155	164	1,802	1,873	800	15,803
Sussex	3,457	708	57	635	730	526	6,113
Union	34,468	6,943	435	5,557	4,458	1,304	53,165
Warren	4,446	787	51	703	645	376	7,008
Other	6	1	0	0	0	1,117	1,124
Total	530,901	99,788	6,454	69,795	63,592	28,532	799,062

Includes children eligible through CHIPRA - 10,805

Non-ABD Children

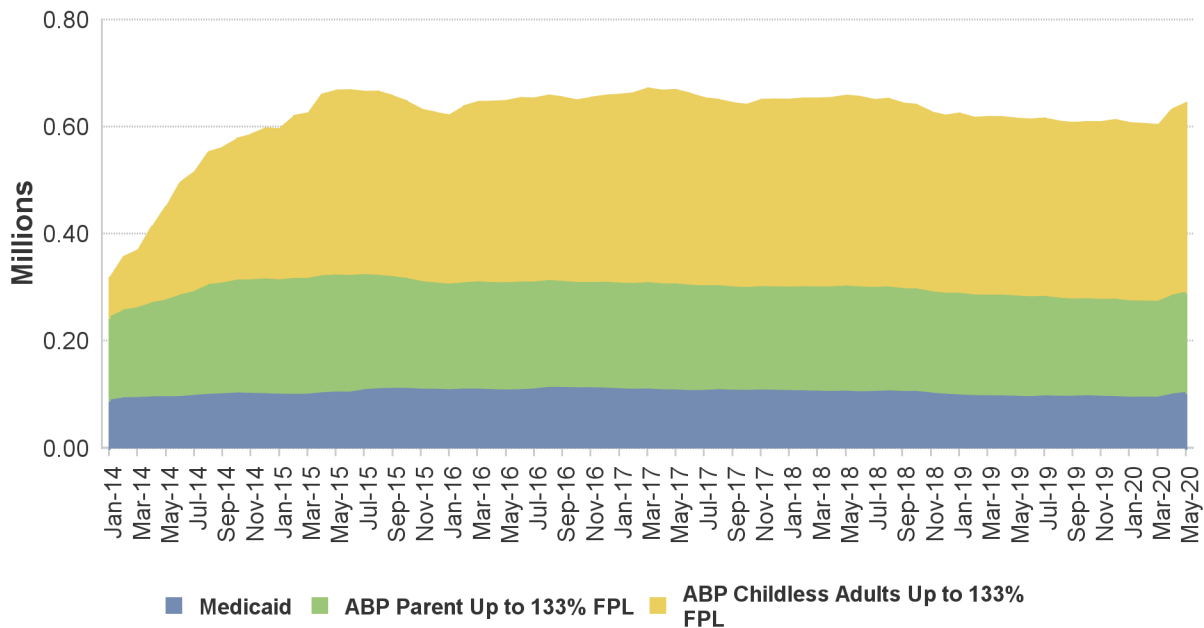


Non-ABD Adults - May 2020

County	Medicaid *	ABP Parent Up to 133% FPL	ABP Childless Adults Up to 133% FPL	Total
Atlantic	4,587	8,409	16,172	29,168
Bergen	5,460	13,201	27,670	46,331
Burlington	4,759	5,808	13,439	24,006
Camden	10,525	13,530	32,972	57,027
Cape May	1,181	2,118	4,387	7,686
Cumberland	3,331	4,534	8,221	16,086
Essex	15,792	22,687	45,767	84,246
Gloucester	3,576	5,163	10,271	19,010
Hudson	8,991	20,159	35,462	64,612
Hunterdon	462	789	2,416	3,667
Mercer	4,370	6,389	13,370	24,129
Middlesex	7,500	15,033	28,392	50,925
Monmouth	4,136	7,274	18,443	29,853
Morris	2,180	3,940	10,464	16,584
Ocean	7,595	20,007	20,865	48,467
Passaic	8,950	20,007	28,994	57,951
Salem	1,174	1,489	2,899	5,562
Somerset	1,558	2,993	6,653	11,204
Sussex	910	1,634	3,693	6,237
Union	6,041	10,560	20,272	36,873
Warren	1,161	1,629	3,538	6,328
Other	2	0	1	3
Total	104,241	187,353	354,361	645,955

* Includes pregnant women eligible through CHIPRA - 1,365

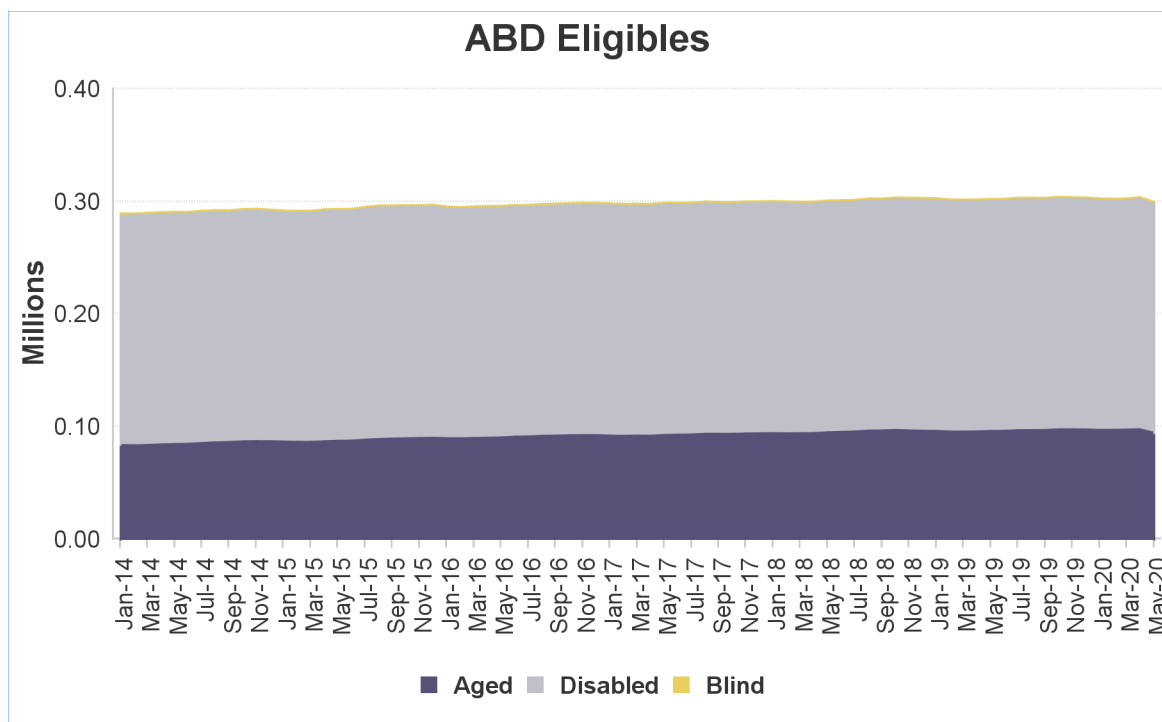
Non-ABD Adults



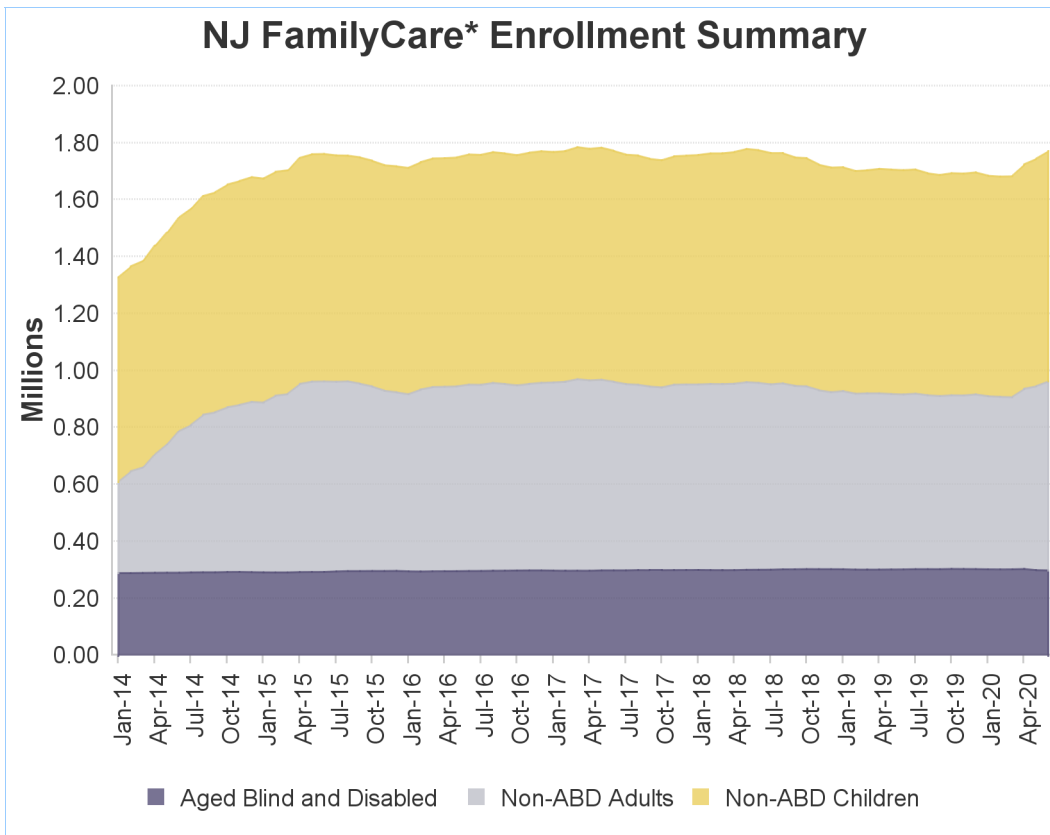
ABD Eligibles - May 2020

County	Aged	Blind	Disabled	Total
Atlantic	2,743	20	8,402	11,165
Bergen	11,520	49	10,852	22,421
Burlington	2,491	24	9,028	11,543
Camden	4,905	78	20,304	25,287
Cape May	1,113	3	2,644	3,760
Cumberland	1,571	19	7,777	9,367
Essex	9,166	135	29,035	38,336
Gloucester	1,540	19	6,730	8,289
Hudson	11,368	93	19,522	30,983
Hunterdon	496	7	1,575	2,078
Mercer	3,452	46	11,813	15,311
Middlesex	11,016	60	12,620	23,696
Monmouth	4,409	44	10,063	14,516
Morris	4,174	19	5,285	9,478
Ocean	3,695	21	10,676	14,392
Passaic	9,521	58	15,089	24,668
Salem	464	9	2,625	3,098
Somerset	3,117	11	3,955	7,083
Sussex	587	7	2,300	2,894
Union	6,644	62	11,681	18,387
Warren	739	6	2,257	3,002
Other	44	0	197	241
Total	94,775	790	204,430	299,995

Includes 46,024 individuals in home and community-based waiver programs



NJ FamilyCare* Enrollment Summary - June 2020			
Eligibility Category	Age < 21	Age > 20	Total
Aged	0	94,020	94,020
Blind	37	750	787
Disabled	29,431	174,841	204,272
Non-ABD Children	808,571	0	808,571
Non-ABD Adults	22,602	641,801	664,403
Total	860,641	911,412	1,772,053



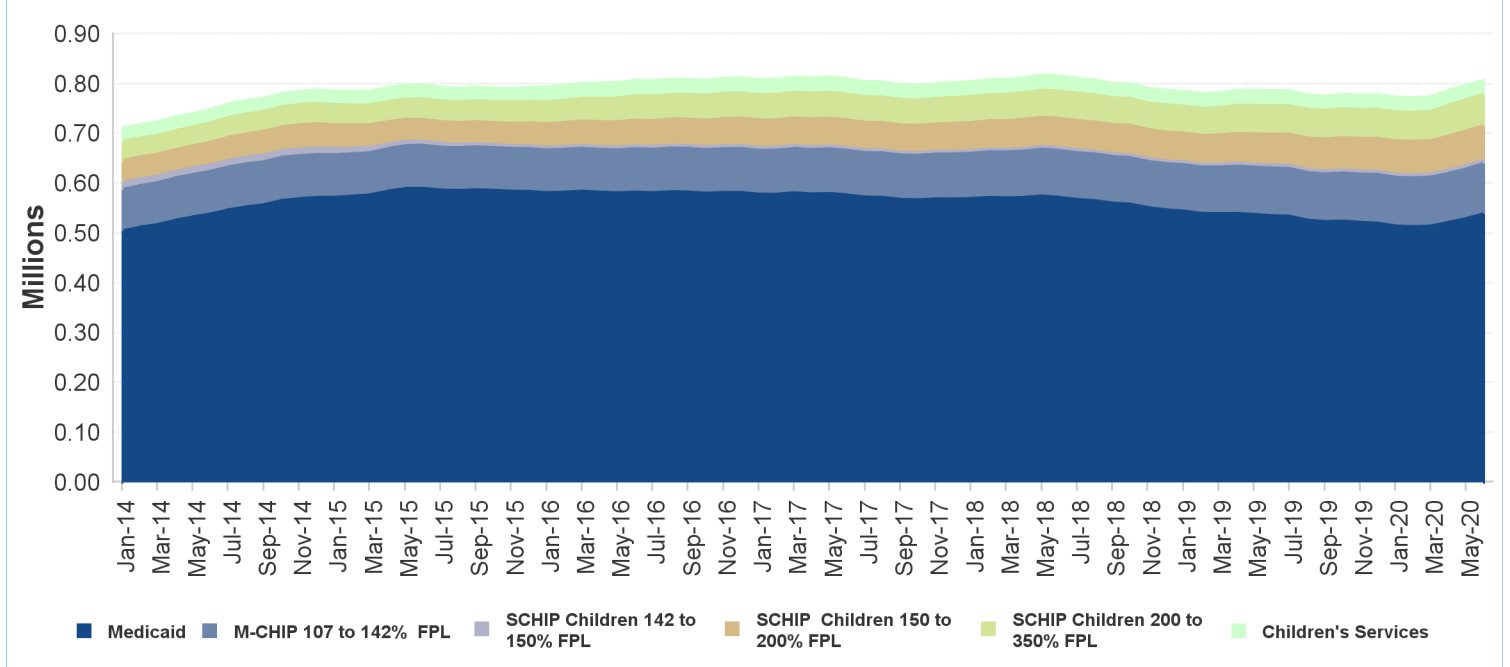
* - **NJ FamilyCare** includes all individuals receiving public medical assistance through the Division of Medical Assistance and Health Services and includes those eligible for federal reimbursement through the Medicaid program and Children's Health Insurance Program established in the federal Social Security Act and those eligible for other public medical assistance programs established through various state laws.

Non-ABD Children - June 2020

County	Medicaid	M-CHIP 107 to 142% FPL	SCHIP Children 142 to 150% FPL	SCHIP Children 150 to 200% FPL	SCHIP Children 200 to 350% FPL	Children's Services	Total
Atlantic	22,424	3,760	246	2,431	1,639	1,217	31,717
Bergen	28,447	7,296	405	5,471	6,288	1,368	49,275
Burlington	17,671	2,957	212	2,593	2,420	2,056	27,909
Camden	43,620	6,459	336	3,995	3,207	2,242	59,859
Cape May	5,239	840	68	630	662	404	7,843
Cumberland	17,034	2,950	238	1,797	1,329	933	24,281
Essex	75,131	11,385	514	5,658	4,315	2,905	99,908
Gloucester	13,735	2,292	80	1,591	1,651	1,398	20,747
Hudson	54,225	9,425	629	6,193	4,840	1,161	76,473
Hunterdon	2,281	485	35	422	535	400	4,158
Mercer	23,202	4,113	305	3,114	2,468	2,095	35,297
Middlesex	40,063	9,461	651	7,601	6,568	1,614	65,958
Monmouth	23,293	5,133	342	3,382	3,313	1,726	37,189
Morris	10,562	2,532	117	2,049	2,126	1,006	18,392
Ocean	53,639	9,915	644	7,769	9,138	1,814	82,919
Passaic	53,101	10,380	741	5,550	4,408	1,059	75,239
Salem	4,870	661	48	404	350	454	6,787
Somerset	9,244	2,195	154	1,777	1,868	783	16,021
Sussex	3,538	718	57	637	713	503	6,166
Union	35,435	7,119	422	5,529	4,428	1,285	54,218
Warren	4,567	789	52	695	623	363	7,089
Other	5	1	0	0	0	1,120	1,126
Total	541,326	100,866	6,296	69,288	62,889	27,906	808,571

Includes children eligible through CHIPRA - 10,855

Non-ABD Children

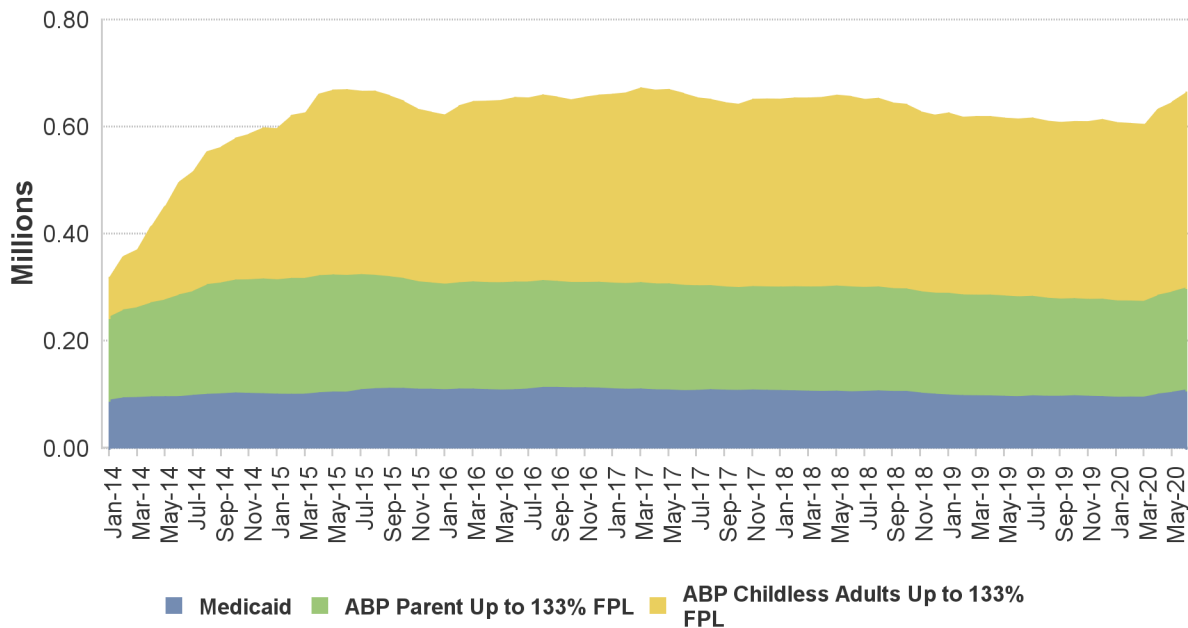


Non-ABD Adults - June 2020

County	Medicaid *	ABP Parent Up to 133% FPL	ABP Childless Adults Up to 133% FPL	Total
Atlantic	4,754	8,511	16,750	30,015
Bergen	5,896	13,464	28,485	47,845
Burlington	4,896	5,956	13,880	24,732
Camden	10,780	13,738	33,641	58,159
Cape May	1,208	2,159	4,451	7,818
Cumberland	3,417	4,621	8,415	16,453
Essex	16,387	23,074	47,088	86,549
Gloucester	3,714	5,230	10,489	19,433
Hudson	9,570	20,579	36,767	66,916
Hunterdon	479	811	2,477	3,767
Mercer	4,534	6,494	13,725	24,753
Middlesex	8,017	15,172	29,289	52,478
Monmouth	4,313	7,457	18,949	30,719
Morris	2,285	4,040	10,798	17,123
Ocean	7,977	20,357	21,384	49,718
Passaic	9,332	20,270	29,858	59,460
Salem	1,215	1,514	2,964	5,693
Somerset	1,647	3,068	6,840	11,555
Sussex	939	1,682	3,813	6,434
Union	6,401	10,838	21,028	38,267
Warren	1,211	1,652	3,650	6,513
Other	2	0	1	3
Total	108,974	190,687	364,742	664,403

* Includes pregnant women eligible through CHIPRA - 1,389

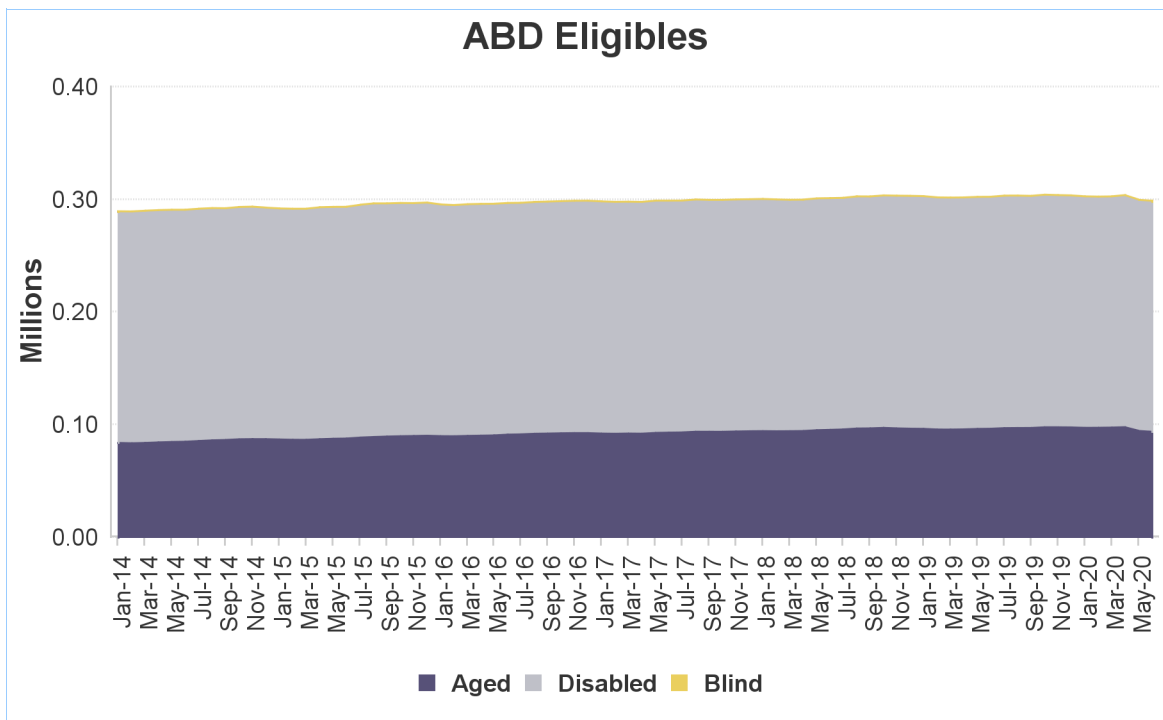
Non-ABD Adults



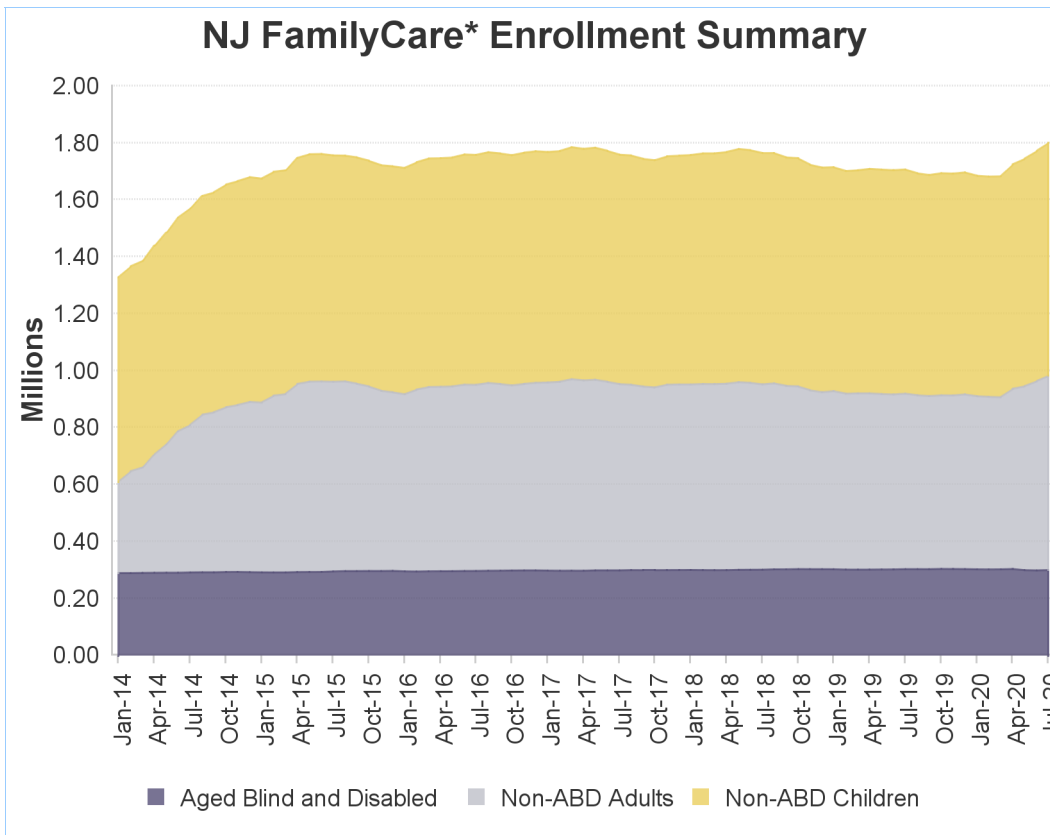
ABD Eligibles - June 2020

County	Aged	Blind	Disabled	Total
Atlantic	2,708	20	8,375	11,103
Bergen	11,463	49	10,853	22,365
Burlington	2,462	25	9,044	11,531
Camden	4,874	77	20,289	25,240
Cape May	1,105	3	2,629	3,737
Cumberland	1,567	19	7,780	9,366
Essex	9,077	131	28,955	38,163
Gloucester	1,497	20	6,717	8,234
Hudson	11,362	93	19,493	30,948
Hunterdon	489	7	1,569	2,065
Mercer	3,401	46	11,783	15,230
Middlesex	10,915	60	12,611	23,586
Monmouth	4,309	46	10,056	14,411
Morris	4,162	18	5,294	9,474
Ocean	3,618	21	10,701	14,340
Passaic	9,473	58	15,059	24,590
Salem	457	9	2,629	3,095
Somerset	3,104	11	3,965	7,080
Sussex	578	7	2,301	2,886
Union	6,642	61	11,698	18,401
Warren	720	6	2,275	3,001
Other	37	0	196	233
Total	94,020	787	204,272	299,079

Includes 45,836 individuals in home and community-based waiver programs



NJ FamilyCare* Enrollment Summary - July 2020			
Eligibility Category	Age < 21	Age > 20	Total
Aged	0	94,564	94,564
Blind	37	750	787
Disabled	29,641	175,308	204,949
Non-ABD Children	818,340	0	818,340
Non-ABD Adults	22,731	659,872	682,603
Total	870,749	930,494	1,801,243



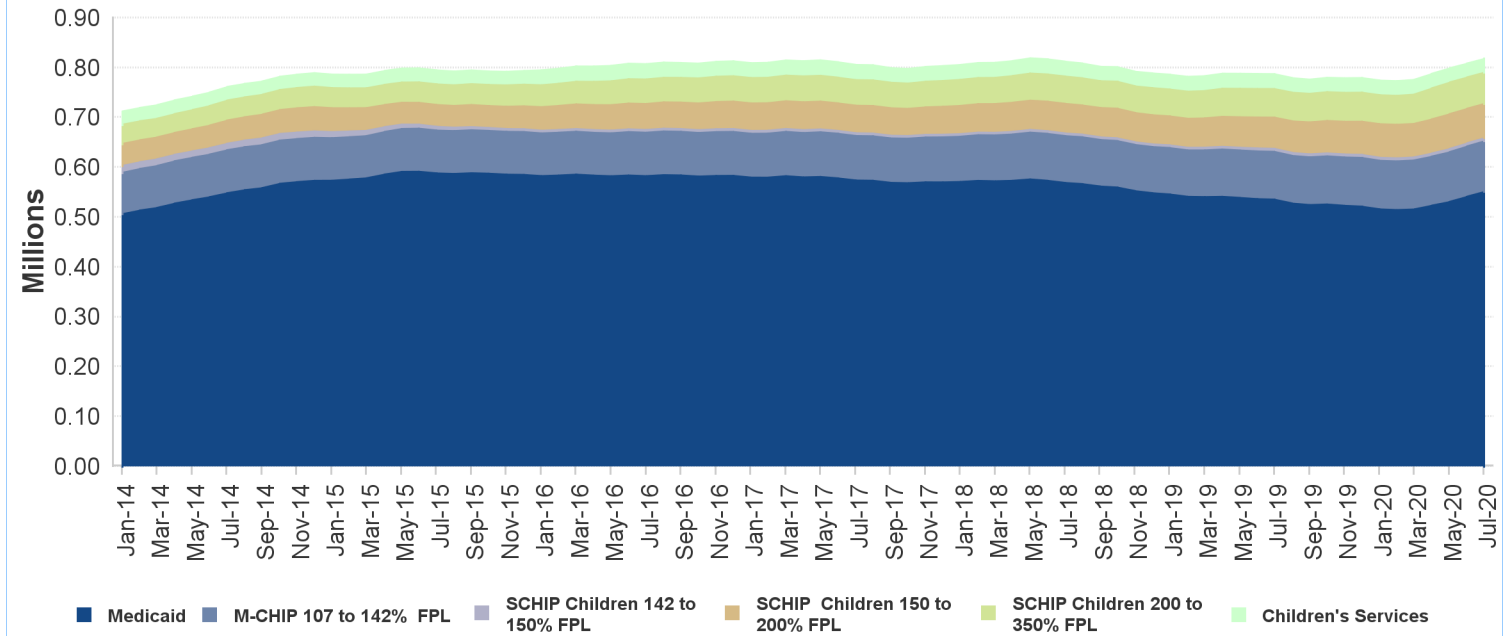
* - NJ FamilyCare includes all individuals receiving public medical assistance through the Division of Medical Assistance and Health Services and includes those eligible for federal reimbursement through the Medicaid program and Children's Health Insurance Program established in the federal Social Security Act and those eligible for other public medical assistance programs established through various state laws.

Non-ABD Children - July 2020

County	Medicaid	M-CHIP 107 to 142% FPL	SCHIP Children 142 to 150% FPL	SCHIP Children 150 to 200% FPL	SCHIP Children 200 to 350% FPL	Children's Services	Total
Atlantic	22,865	3,773	246	2,425	1,606	1,204	32,119
Bergen	29,287	7,322	411	5,378	6,296	1,350	50,044
Burlington	18,023	2,994	207	2,602	2,423	2,025	28,274
Camden	44,030	6,511	332	3,957	3,213	2,210	60,253
Cape May	5,312	829	74	626	656	401	7,898
Cumberland	17,326	2,966	228	1,777	1,332	929	24,558
Essex	76,301	11,489	493	5,643	4,338	2,874	101,138
Gloucester	13,948	2,302	78	1,594	1,679	1,398	20,999
Hudson	55,174	9,477	612	6,085	4,755	1,148	77,251
Hunterdon	2,324	490	35	425	535	392	4,201
Mercer	23,587	4,163	292	3,113	2,449	2,132	35,736
Middlesex	40,881	9,516	635	7,547	6,541	1,589	66,709
Monmouth	23,683	5,255	336	3,319	3,307	1,705	37,605
Morris	10,801	2,547	114	2,030	2,130	973	18,595
Ocean	54,675	9,904	649	7,782	9,150	1,778	83,938
Passaic	53,986	10,419	729	5,527	4,372	1,036	76,069
Salem	4,978	665	50	407	345	461	6,906
Somerset	9,407	2,221	150	1,771	1,845	772	16,166
Sussex	3,625	735	58	643	712	487	6,260
Union	36,499	7,231	414	5,464	4,433	1,279	55,320
Warren	4,660	788	52	684	616	363	7,163
Other	4	1	0	0	0	1,133	1,138
Total	551,376	101,598	6,195	68,799	62,733	27,639	818,340

Includes children eligibe through CHIPRA - 10,856

Non-ABD Children

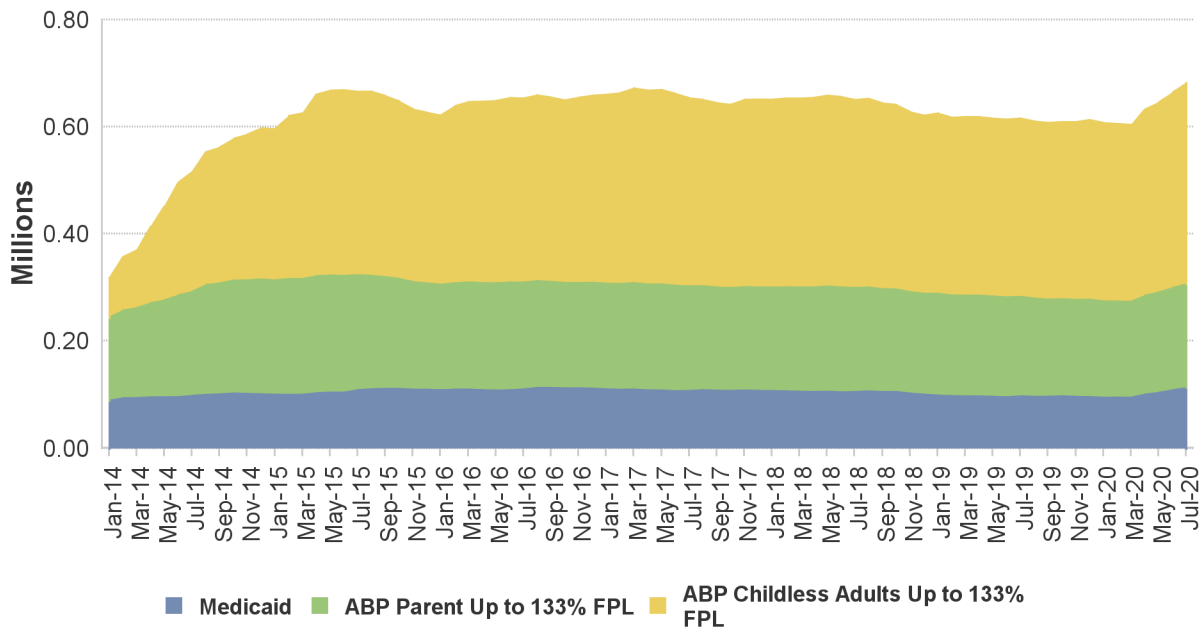


Non-ABD Adults - July 2020

County	Medicaid *	ABP Parent Up to 133% FPL	ABP Childless Adults Up to 133% FPL	Total
Atlantic	4,860	8,671	17,184	30,715
Bergen	6,347	13,690	29,578	49,615
Burlington	5,060	6,079	14,296	25,435
Camden	10,886	13,924	34,379	59,189
Cape May	1,246	2,186	4,561	7,993
Cumberland	3,501	4,728	8,648	16,877
Essex	17,045	23,449	48,347	88,841
Gloucester	3,774	5,336	10,759	19,869
Hudson	9,937	20,889	37,898	68,724
Hunterdon	487	826	2,579	3,892
Mercer	4,745	6,606	14,156	25,507
Middlesex	8,441	15,359	30,204	54,004
Monmouth	4,478	7,671	19,515	31,664
Morris	2,369	4,141	11,149	17,659
Ocean	8,307	20,755	21,940	51,002
Passaic	9,646	20,551	30,596	60,793
Salem	1,248	1,554	3,096	5,898
Somerset	1,720	3,142	7,041	11,903
Sussex	970	1,734	3,900	6,604
Union	6,799	11,163	21,796	39,758
Warren	1,246	1,678	3,734	6,658
Other	2	0	1	3
Total	113,114	194,132	375,357	682,603

* Includes pregnant women eligible through CHIPRA - 1,426

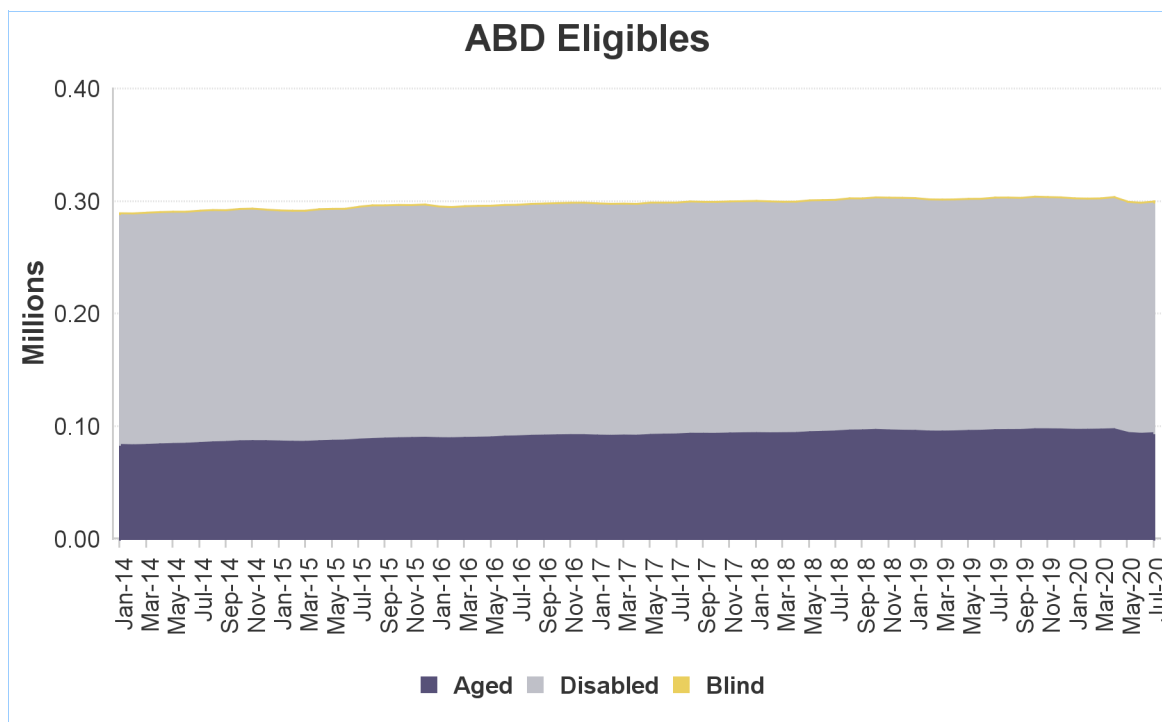
Non-ABD Adults



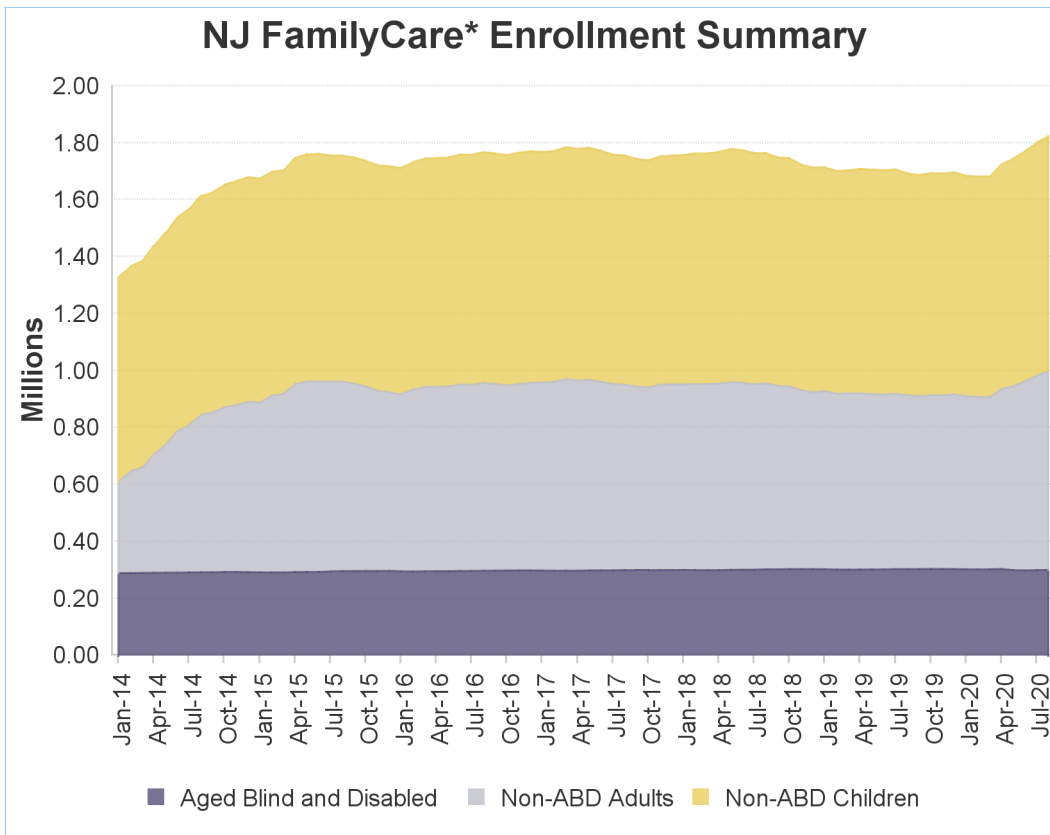
ABD Eligibles - July 2020

County	Aged	Blind	Disabled	Total
Atlantic	2,740	20	8,419	11,179
Bergen	11,494	49	10,929	22,472
Burlington	2,487	26	9,096	11,609
Camden	4,897	77	20,308	25,282
Cape May	1,103	3	2,624	3,730
Cumberland	1,549	19	7,771	9,339
Essex	9,142	131	28,997	38,270
Gloucester	1,508	20	6,751	8,279
Hudson	11,426	93	19,531	31,050
Hunterdon	503	7	1,571	2,081
Mercer	3,394	45	11,813	15,252
Middlesex	10,945	60	12,668	23,673
Monmouth	4,367	46	10,089	14,502
Morris	4,202	18	5,317	9,537
Ocean	3,644	21	10,799	14,464
Passaic	9,518	58	15,089	24,665
Salem	456	9	2,640	3,105
Somerset	3,116	11	3,976	7,103
Sussex	578	7	2,315	2,900
Union	6,742	61	11,759	18,562
Warren	718	6	2,292	3,016
Other	35	0	195	230
Total	94,564	787	204,949	300,300

Includes 45,681 individuals in home and community-based waiver programs



NJ FamilyCare* Enrollment Summary - August 2020			
Eligibility Category	Age < 21	Age > 20	Total
Aged	0	94,949	94,949
Blind	36	747	783
Disabled	29,587	175,543	205,130
Non-ABD Children	825,877	0	825,877
Non-ABD Adults	23,071	675,514	698,585
Total	878,571	946,753	1,825,324



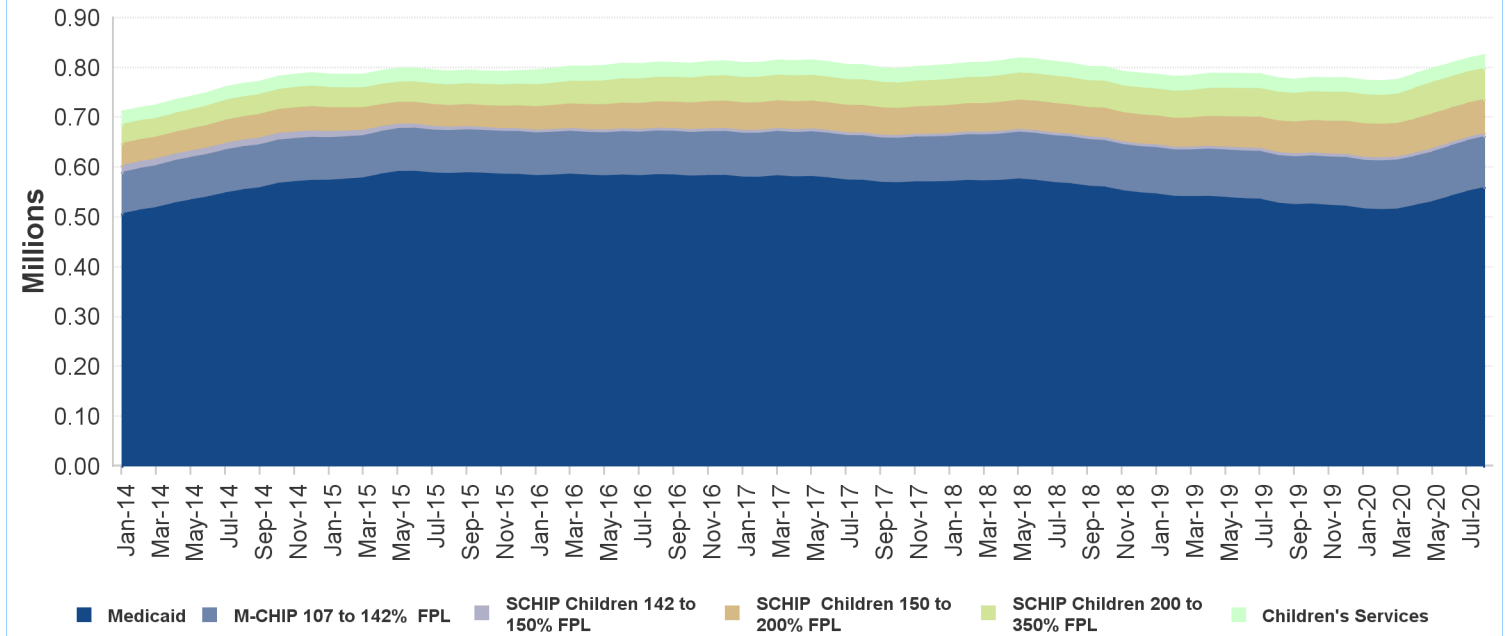
* - **NJ FamilyCare** includes all individuals receiving public medical assistance through the Division of Medical Assistance and Health Services and includes those eligible for federal reimbursement through the Medicaid program and Children's Health Insurance Program established in the federal Social Security Act and those eligible for other public medical assistance programs established through various state laws.

Non-ABD Children - August 2020

County	Medicaid	M-CHIP 107 to 142% FPL	SCHIP Children 142 to 150% FPL	SCHIP Children 150 to 200% FPL	SCHIP Children 200 to 350% FPL	Children's Services	Total
Atlantic	23,221	3,801	246	2,408	1,577	1,229	32,482
Bergen	29,852	7,386	409	5,369	6,214	1,351	50,581
Burlington	18,277	3,024	198	2,595	2,415	2,017	28,526
Camden	44,407	6,561	327	3,933	3,206	2,227	60,661
Cape May	5,347	837	70	636	647	397	7,934
Cumberland	17,480	3,035	226	1,763	1,323	940	24,767
Essex	77,326	11,597	491	5,604	4,329	2,856	102,203
Gloucester	14,124	2,313	76	1,572	1,680	1,380	21,145
Hudson	55,947	9,618	599	5,999	4,697	1,154	78,014
Hunterdon	2,363	495	35	428	535	392	4,248
Mercer	23,920	4,177	277	3,100	2,408	2,172	36,054
Middlesex	41,612	9,541	627	7,460	6,459	1,590	67,289
Monmouth	23,999	5,252	333	3,295	3,284	1,699	37,862
Morris	10,976	2,573	111	2,009	2,133	1,019	18,821
Ocean	55,573	9,943	661	7,645	9,048	1,823	84,693
Passaic	54,567	10,489	738	5,445	4,294	1,036	76,569
Salem	5,040	674	47	408	343	451	6,963
Somerset	9,624	2,252	139	1,774	1,822	764	16,375
Sussex	3,678	759	54	630	710	486	6,317
Union	37,232	7,302	418	5,406	4,380	1,277	56,015
Warren	4,736	788	48	676	619	359	7,226
Other	5	2	0	0	0	1,125	1,132
Total	559,306	102,419	6,130	68,155	62,123	27,744	825,877

Includes children eligibe through CHIPRA - 10,850

Non-ABD Children

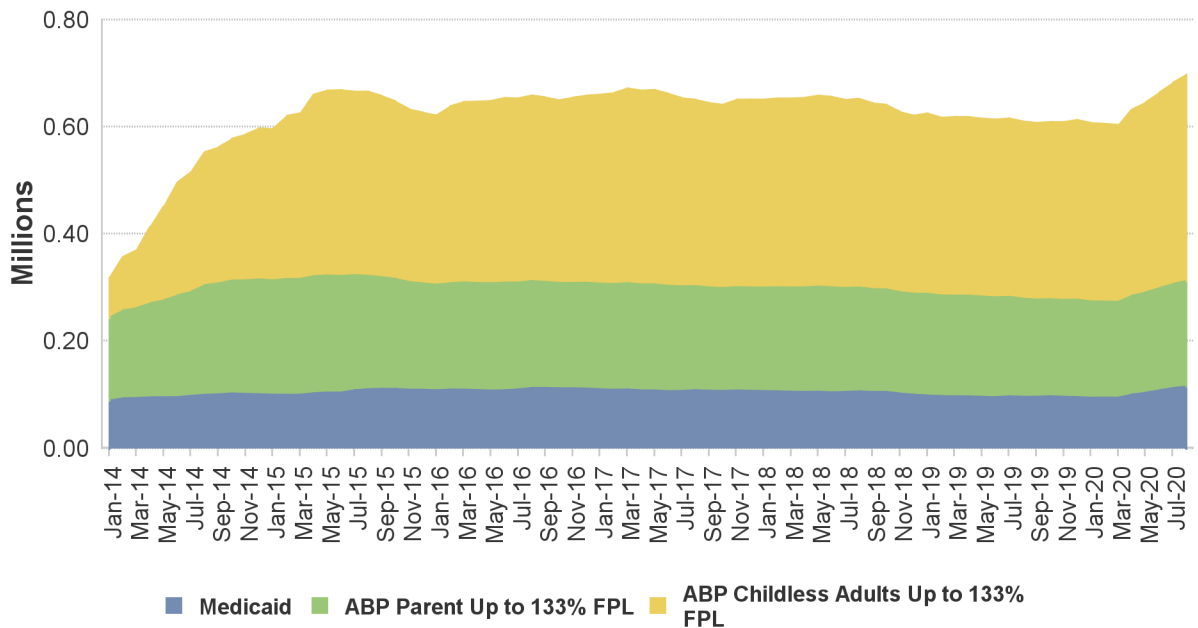


Non-ABD Adults - August 2020

County	Medicaid *	ABP Parent Up to 133% FPL	ABP Childless Adults Up to 133% FPL	Total
Atlantic	4,948	8,857	17,640	31,445
Bergen	6,592	13,860	30,372	50,824
Burlington	5,174	6,207	14,696	26,077
Camden	11,027	14,148	35,014	60,189
Cape May	1,265	2,209	4,654	8,128
Cumberland	3,526	4,810	8,858	17,194
Essex	17,539	23,855	49,714	91,108
Gloucester	3,826	5,446	11,047	20,319
Hudson	10,304	21,257	39,025	70,586
Hunterdon	496	848	2,654	3,998
Mercer	4,842	6,737	14,550	26,129
Middlesex	8,747	15,542	30,978	55,267
Monmouth	4,514	7,822	20,056	32,392
Morris	2,433	4,210	11,461	18,104
Ocean	8,582	20,998	22,559	52,139
Passaic	9,860	20,805	31,327	61,992
Salem	1,279	1,575	3,179	6,033
Somerset	1,786	3,219	7,228	12,233
Sussex	977	1,777	3,985	6,739
Union	7,007	11,414	22,461	40,882
Warren	1,273	1,704	3,827	6,804
Other	2	0	1	3
Total	115,999	197,300	385,286	698,585

* Includes pregnant women eligible through CHIPRA - 1,415

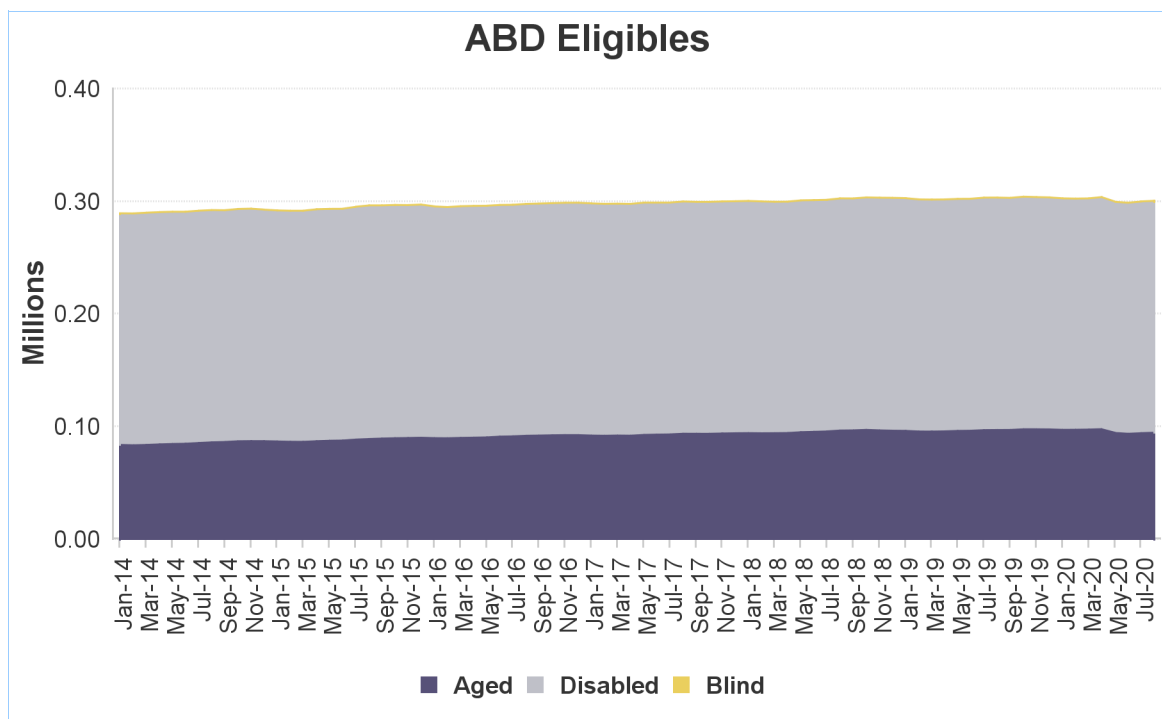
Non-ABD Adults



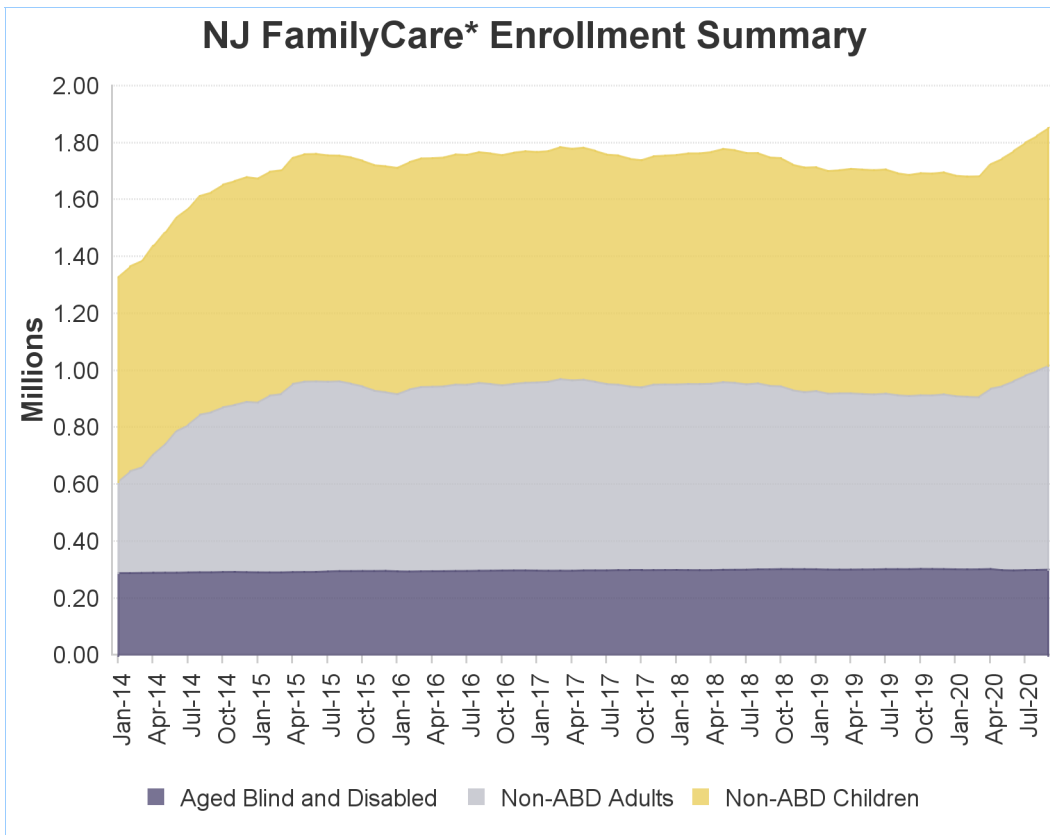
ABD Eligibles - August 2020

County	Aged	Blind	Disabled	Total
Atlantic	2,748	19	8,409	11,176
Bergen	11,527	49	10,917	22,493
Burlington	2,490	26	9,118	11,634
Camden	4,912	76	20,294	25,282
Cape May	1,106	3	2,609	3,718
Cumberland	1,552	20	7,779	9,351
Essex	9,242	130	29,071	38,443
Gloucester	1,504	21	6,760	8,285
Hudson	11,508	93	19,569	31,170
Hunterdon	510	7	1,575	2,092
Mercer	3,398	45	11,829	15,272
Middlesex	10,932	58	12,683	23,673
Monmouth	4,384	45	10,095	14,524
Morris	4,214	18	5,337	9,569
Ocean	3,661	21	10,797	14,479
Passaic	9,542	57	15,083	24,682
Salem	455	9	2,637	3,101
Somerset	3,149	11	3,988	7,148
Sussex	570	7	2,326	2,903
Union	6,797	62	11,758	18,617
Warren	714	6	2,302	3,022
Other	34	0	194	228
Total	94,949	783	205,130	300,862

Includes 45,662 individuals in home and community-based waiver programs



NJ FamilyCare* Enrollment Summary - September 2020			
Eligibility Category	Age < 21	Age > 20	Total
Aged	0	95,535	95,535
Blind	38	745	783
Disabled	29,554	176,009	205,563
Non-ABD Children	835,543	0	835,543
Non-ABD Adults	23,666	692,838	716,504
Total	888,801	965,127	1,853,928



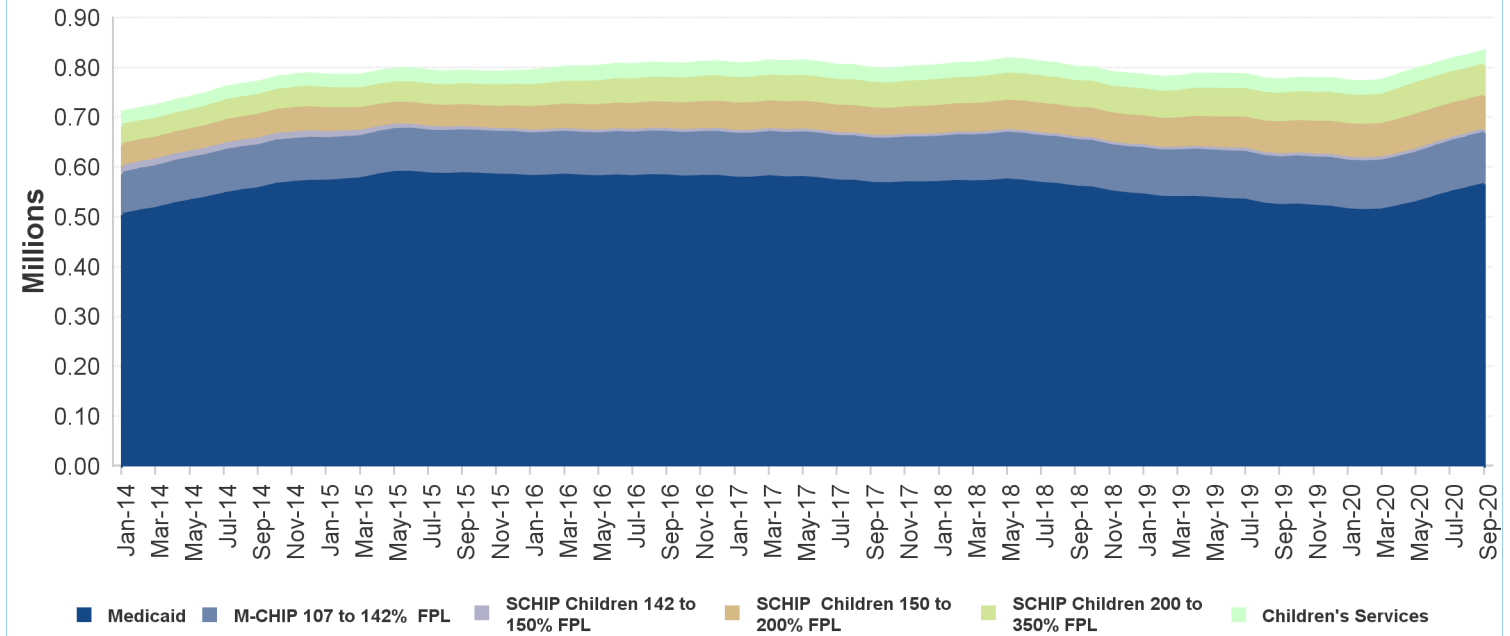
* - **NJ FamilyCare** includes all individuals receiving public medical assistance through the Division of Medical Assistance and Health Services and includes those eligible for federal reimbursement through the Medicaid program and Children's Health Insurance Program established in the federal Social Security Act and those eligible for other public medical assistance programs established through various state laws.

Non-ABD Children - September 2020

County	Medicaid	M-CHIP 107 to 142% FPL	SCHIP Children 142 to 150% FPL	SCHIP Children 150 to 200% FPL	SCHIP Children 200 to 350% FPL	Children's Services	Total
Atlantic	23,579	3,835	243	2,395	1,589	1,220	32,861
Bergen	30,407	7,461	405	5,348	6,281	1,348	51,250
Burlington	18,564	3,064	198	2,579	2,389	1,978	28,772
Camden	44,958	6,599	327	3,906	3,237	2,188	61,215
Cape May	5,422	840	72	628	647	396	8,005
Cumberland	17,640	3,132	224	1,756	1,323	926	25,001
Essex	78,530	11,703	493	5,597	4,363	2,804	103,490
Gloucester	14,285	2,324	78	1,560	1,702	1,366	21,315
Hudson	56,861	9,769	596	5,934	4,706	1,115	78,981
Hunterdon	2,399	497	35	424	541	394	4,290
Mercer	24,307	4,249	285	3,078	2,419	2,821	37,159
Middlesex	42,297	9,599	613	7,413	6,496	1,548	67,966
Monmouth	24,307	5,312	334	3,289	3,302	1,641	38,185
Morris	11,152	2,600	117	2,004	2,159	988	19,020
Ocean	56,463	9,975	655	7,630	9,013	1,798	85,534
Passaic	55,241	10,564	739	5,377	4,289	1,020	77,230
Salem	5,123	684	46	402	335	435	7,025
Somerset	9,803	2,272	142	1,787	1,841	753	16,598
Sussex	3,760	760	52	631	723	457	6,383
Union	37,983	7,398	408	5,387	4,413	1,259	56,848
Warren	4,813	810	50	679	622	356	7,330
Other	8	2	0	0	0	1,075	1,085
Total	567,902	103,449	6,112	67,804	62,390	27,886	835,543

Includes children eligibe through CHIPRA - 10,850

Non-ABD Children

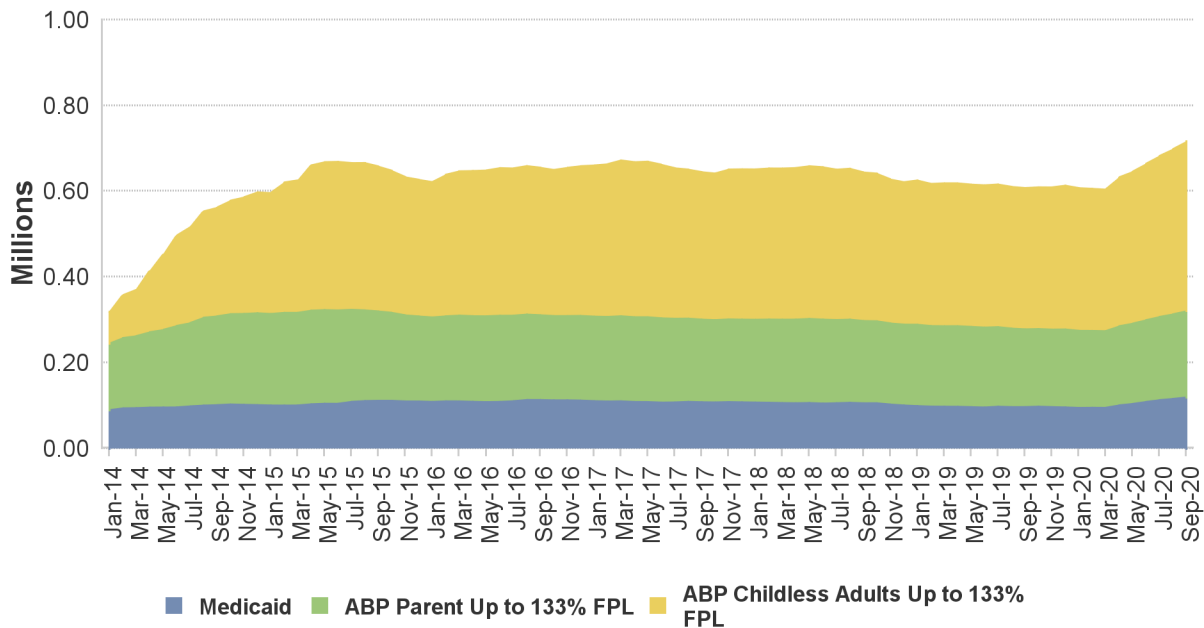


Non-ABD Adults - September 2020

County	Medicaid *	ABP Parent Up to 133% FPL	ABP Childless Adults Up to 133% FPL	Total
Atlantic	5,076	9,059	18,097	32,232
Bergen	6,907	14,103	31,071	52,081
Burlington	5,307	6,398	15,156	26,861
Camden	11,323	14,455	35,737	61,515
Cape May	1,283	2,250	4,750	8,283
Cumberland	3,544	4,963	9,143	17,650
Essex	18,019	24,307	51,209	93,535
Gloucester	3,879	5,554	11,389	20,822
Hudson	10,659	21,746	40,252	72,657
Hunterdon	511	870	2,714	4,095
Mercer	4,978	6,889	15,044	26,911
Middlesex	9,162	15,791	31,773	56,726
Monmouth	4,622	8,002	20,567	33,191
Morris	2,489	4,303	11,699	18,491
Ocean	8,903	21,281	23,066	53,250
Passaic	10,139	21,114	32,191	63,444
Salem	1,314	1,598	3,243	6,155
Somerset	1,826	3,316	7,450	12,592
Sussex	1,004	1,831	4,077	6,912
Union	7,267	11,714	23,136	42,117
Warren	1,287	1,753	3,940	6,980
Other	3	0	1	4
Total	119,502	201,297	395,705	716,504

* Includes pregnant women eligible through CHIPRA - 1,451

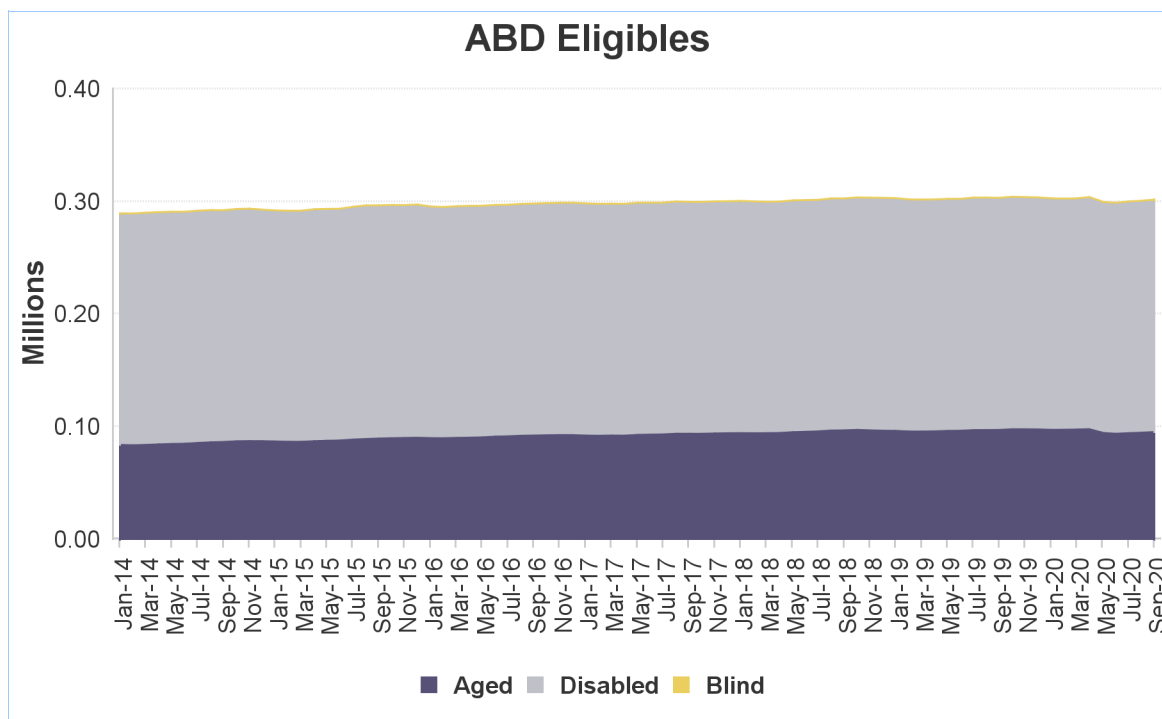
Non-ABD Adults



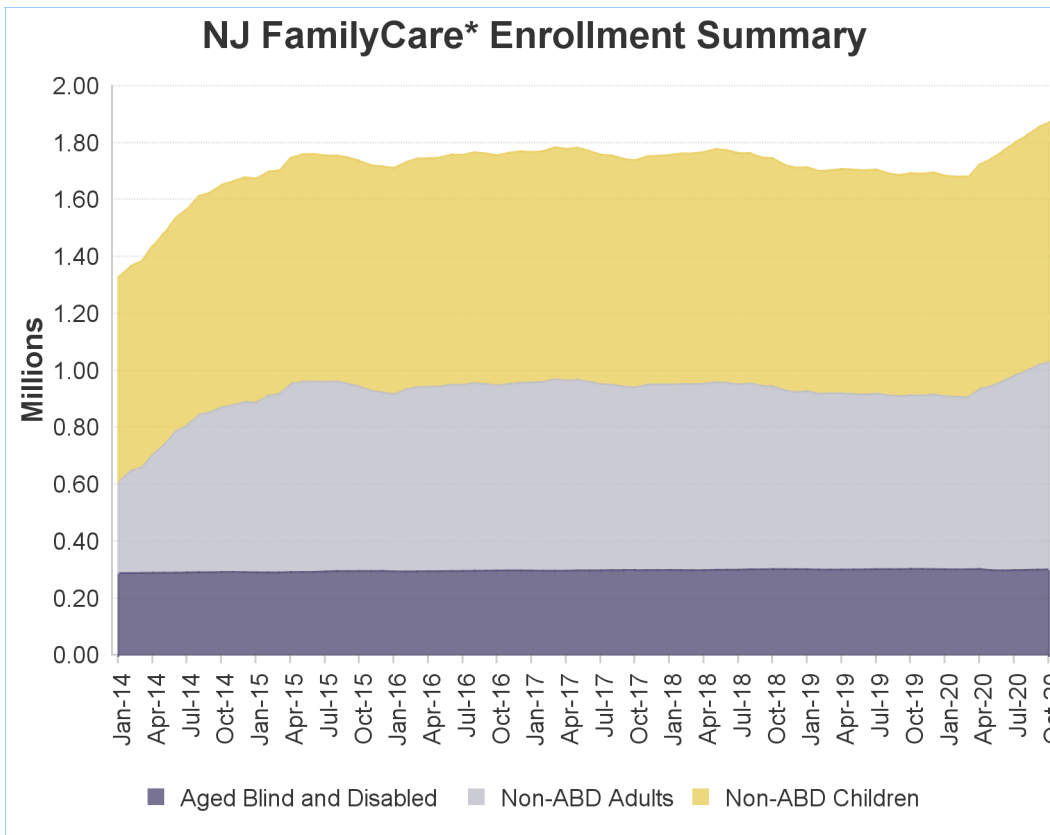
ABD Eligibles - September 2020

County	Aged	Blind	Disabled	Total
Atlantic	2,752	19	8,427	11,198
Bergen	11,589	49	10,956	22,594
Burlington	2,506	25	9,135	11,666
Camden	4,953	77	20,342	25,372
Cape May	1,105	3	2,607	3,715
Cumberland	1,550	20	7,765	9,335
Essex	9,388	130	29,163	38,681
Gloucester	1,506	21	6,752	8,279
Hudson	11,581	92	19,609	31,282
Hunterdon	525	7	1,583	2,115
Mercer	3,412	44	11,857	15,313
Middlesex	10,983	58	12,690	23,731
Monmouth	4,374	45	10,083	14,502
Morris	4,218	17	5,352	9,587
Ocean	3,682	21	10,825	14,528
Passaic	9,602	58	15,100	24,760
Salem	458	9	2,653	3,120
Somerset	3,192	11	4,013	7,216
Sussex	574	8	2,333	2,915
Union	6,838	63	11,812	18,713
Warren	714	6	2,313	3,033
Other	33	0	193	226
Total	95,535	783	205,563	301,881

Includes 46,303 individuals in home and community-based waiver programs



NJ FamilyCare* Enrollment Summary - October 2020			
Eligibility Category	Age < 21	Age > 20	Total
Aged	0	95,964	95,964
Blind	39	743	782
Disabled	29,657	176,298	205,955
Non-ABD Children	841,328	0	841,328
Non-ABD Adults	24,102	705,328	729,430
Total	895,126	978,333	1,873,459



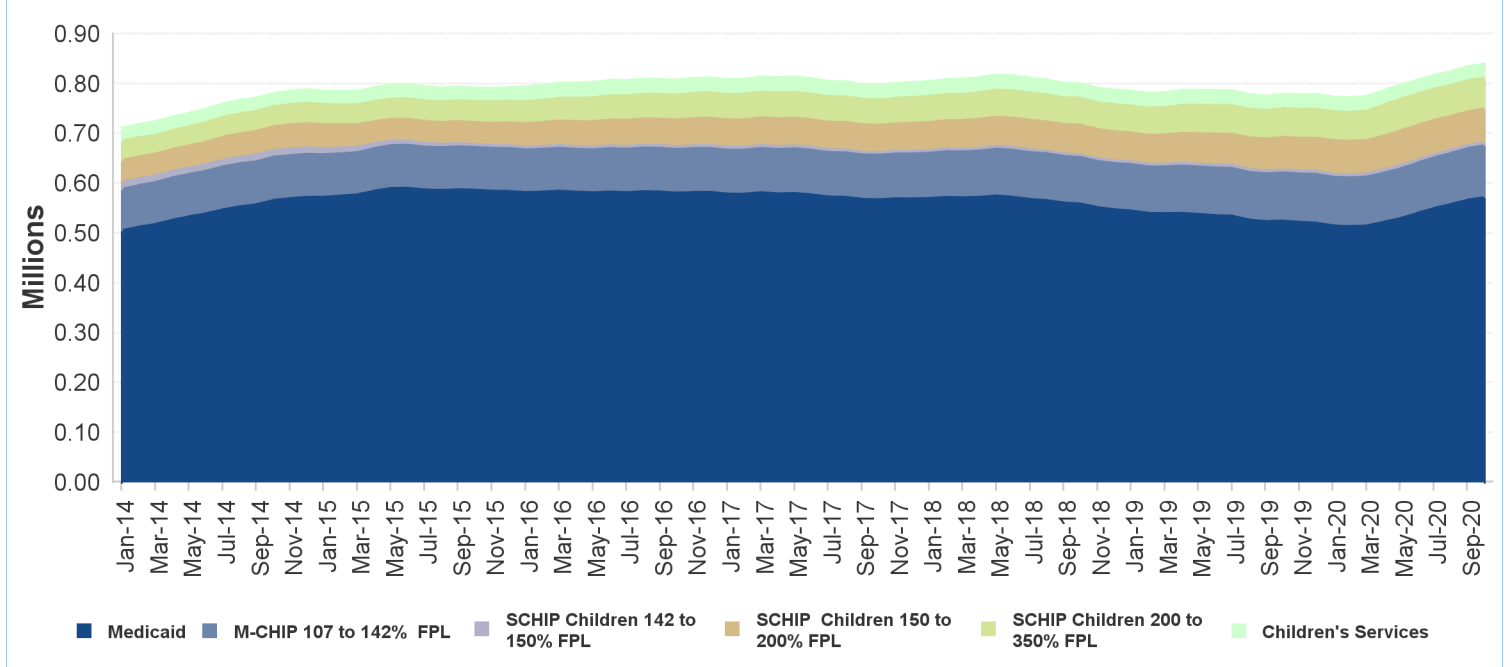
* - **NJ FamilyCare** includes all individuals receiving public medical assistance through the Division of Medical Assistance and Health Services and includes those eligible for federal reimbursement through the Medicaid program and Children's Health Insurance Program established in the federal Social Security Act and those eligible for other public medical assistance programs established through various state laws.

Non-ABD Children - October 2020

County	Medicaid	M-CHIP 107 to 142% FPL	SCHIP Children 142 to 150% FPL	SCHIP Children 150 to 200% FPL	SCHIP Children 200 to 350% FPL	Children's Services	Total
Atlantic	23,847	3,872	243	2,374	1,601	1,231	33,168
Bergen	30,746	7,470	404	5,372	6,299	1,354	51,645
Burlington	18,771	3,111	194	2,583	2,389	1,971	29,019
Camden	45,184	6,598	318	3,885	3,273	2,225	61,483
Cape May	5,423	863	72	630	652	401	8,041
Cumberland	17,868	3,129	222	1,753	1,313	921	25,206
Essex	79,191	11,773	488	5,598	4,370	2,795	104,215
Gloucester	14,393	2,344	78	1,558	1,714	1,351	21,438
Hudson	57,439	9,822	592	5,883	4,664	1,115	79,515
Hunterdon	2,422	492	35	418	544	392	4,303
Mercer	24,478	4,334	284	3,071	2,417	2,835	37,419
Middlesex	42,837	9,654	606	7,389	6,479	1,553	68,518
Monmouth	24,516	5,368	328	3,302	3,297	1,659	38,470
Morris	11,238	2,603	118	2,012	2,176	996	19,143
Ocean	56,931	10,083	644	7,586	8,928	1,802	85,974
Passaic	55,627	10,612	750	5,347	4,266	1,017	77,619
Salem	5,176	683	52	401	342	440	7,094
Somerset	9,861	2,301	141	1,804	1,846	728	16,681
Sussex	3,783	774	55	628	731	454	6,425
Union	38,500	7,483	412	5,377	4,408	1,259	57,439
Warren	4,862	834	51	673	612	358	7,390
Other	6	1	0	0	0	1,116	1,123
Total	573,099	104,204	6,087	67,644	62,321	27,973	841,328

Includes children eligibe through CHIPRA - 10,825

Non-ABD Children

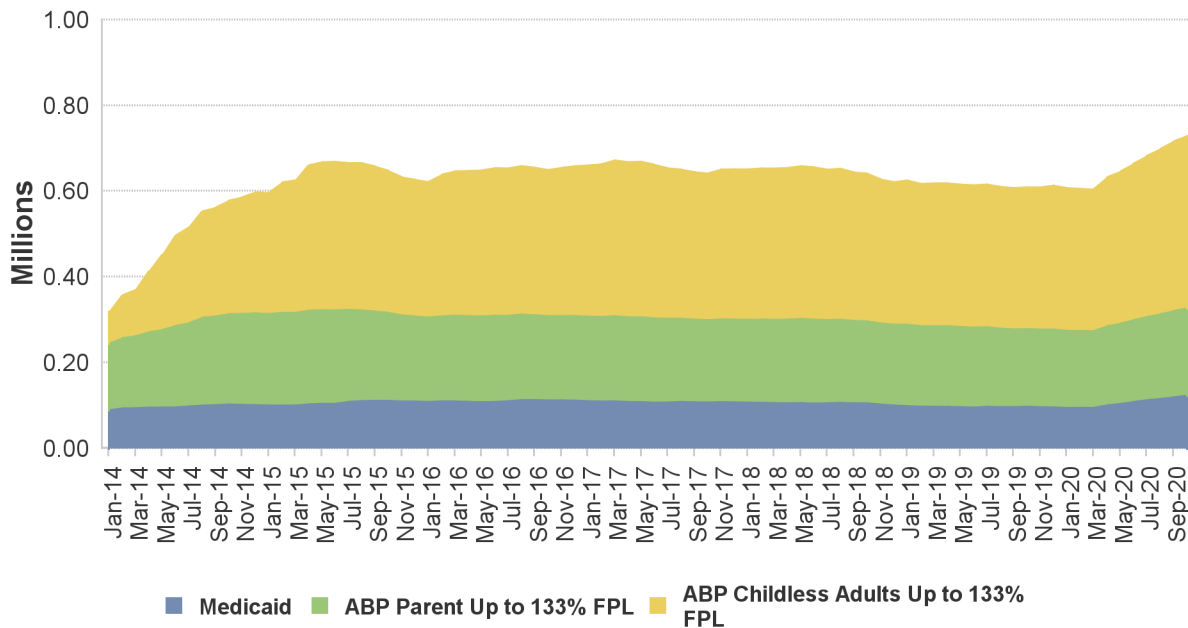


Non-ABD Adults - October 2020

County	Medicaid *	ABP Parent Up to 133% FPL	ABP Childless Adults Up to 133% FPL	Total
Atlantic	5,205	9,202	18,411	32,818
Bergen	7,270	14,246	31,516	53,032
Burlington	5,392	6,549	15,440	27,381
Camden	11,763	14,595	36,152	62,510
Cape May	1,296	2,274	4,814	8,384
Cumberland	3,719	5,031	9,342	18,092
Essex	18,378	24,590	52,087	95,055
Gloucester	3,914	5,654	11,551	21,119
Hudson	11,117	22,014	40,827	73,958
Hunterdon	523	876	2,730	4,129
Mercer	5,031	7,000	15,341	27,372
Middlesex	9,615	15,959	32,266	57,840
Monmouth	4,781	8,125	20,855	33,761
Morris	2,564	4,362	11,856	18,782
Ocean	9,153	21,525	23,458	54,136
Passaic	10,431	21,350	32,659	64,440
Salem	1,336	1,618	3,324	6,278
Somerset	1,915	3,366	7,575	12,856
Sussex	1,020	1,863	4,144	7,027
Union	7,509	11,902	23,546	42,957
Warren	1,713	1,795	3,990	7,498
Other	4	0	1	5
Total	123,649	203,896	401,885	729,430

* Includes pregnant women eligible through CHIPRA - 1,442

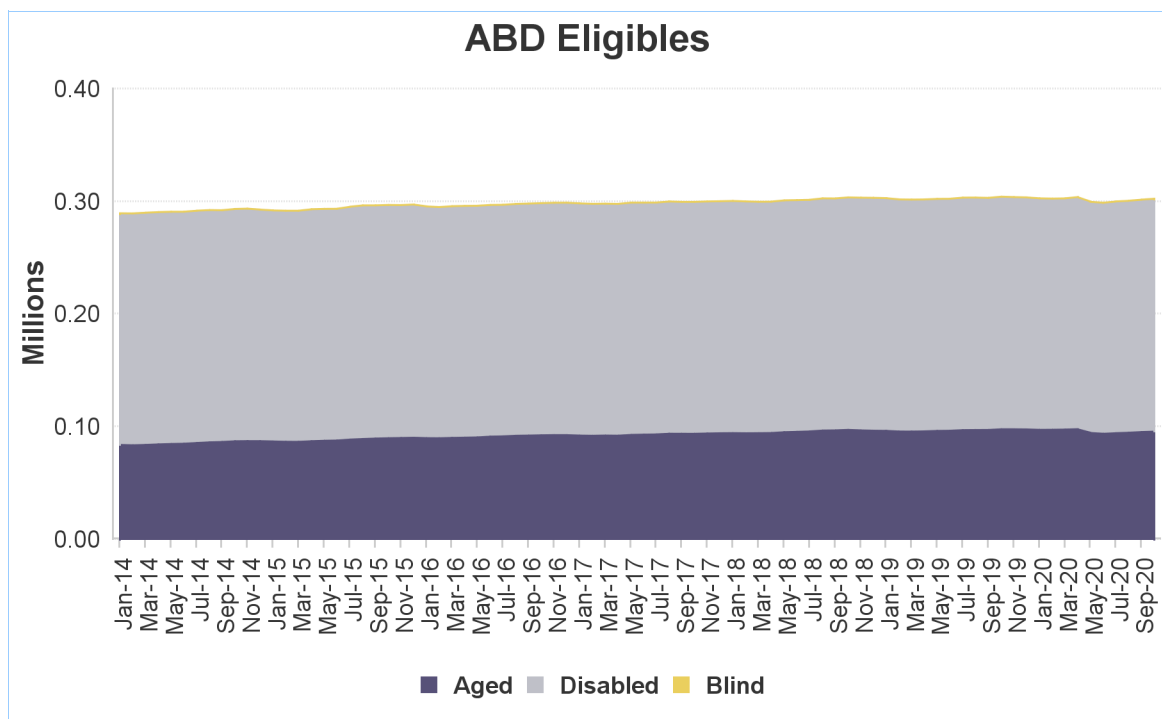
Non-ABD Adults



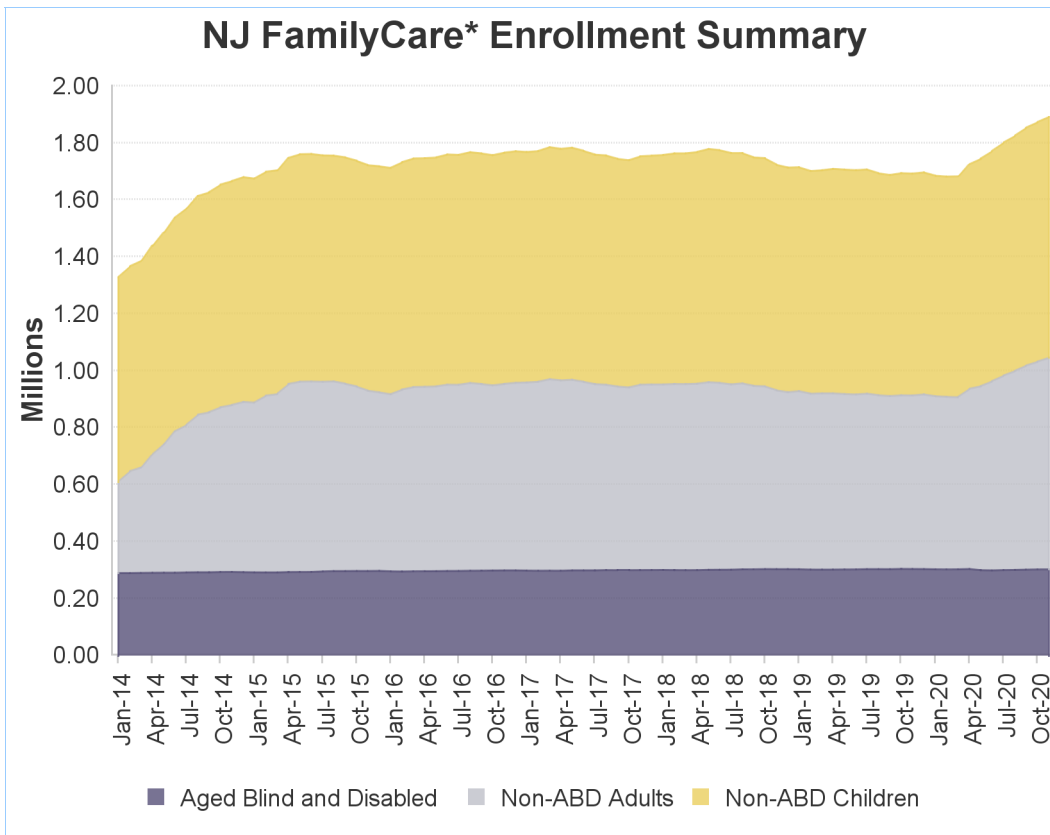
ABD Eligibles - October 2020

County	Aged	Blind	Disabled	Total
Atlantic	2,749	19	8,445	11,213
Bergen	11,651	48	11,006	22,705
Burlington	2,488	26	9,200	11,714
Camden	4,991	77	20,320	25,388
Cape May	1,101	3	2,617	3,721
Cumberland	1,548	20	7,756	9,324
Essex	9,467	130	29,241	38,838
Gloucester	1,527	22	6,770	8,319
Hudson	11,601	92	19,613	31,306
Hunterdon	527	6	1,588	2,121
Mercer	3,428	44	11,863	15,335
Middlesex	11,009	57	12,740	23,806
Monmouth	4,429	45	10,084	14,558
Morris	4,224	17	5,343	9,584
Ocean	3,699	21	10,859	14,579
Passaic	9,646	57	15,132	24,835
Salem	457	10	2,650	3,117
Somerset	3,217	11	4,031	7,259
Sussex	578	8	2,346	2,932
Union	6,874	63	11,846	18,783
Warren	721	6	2,312	3,039
Other	32	0	193	225
Total	95,964	782	205,955	302,701

Includes 47,260 individuals in home and community-based waiver programs



NJ FamilyCare* Enrollment Summary - November 2020			
Eligibility Category	Age < 21	Age > 20	Total
Aged	0	96,134	96,134
Blind	41	745	786
Disabled	29,655	176,289	205,944
Non-ABD Children	846,173	0	846,173
Non-ABD Adults	25,310	718,045	743,355
Total	901,179	991,213	1,892,392



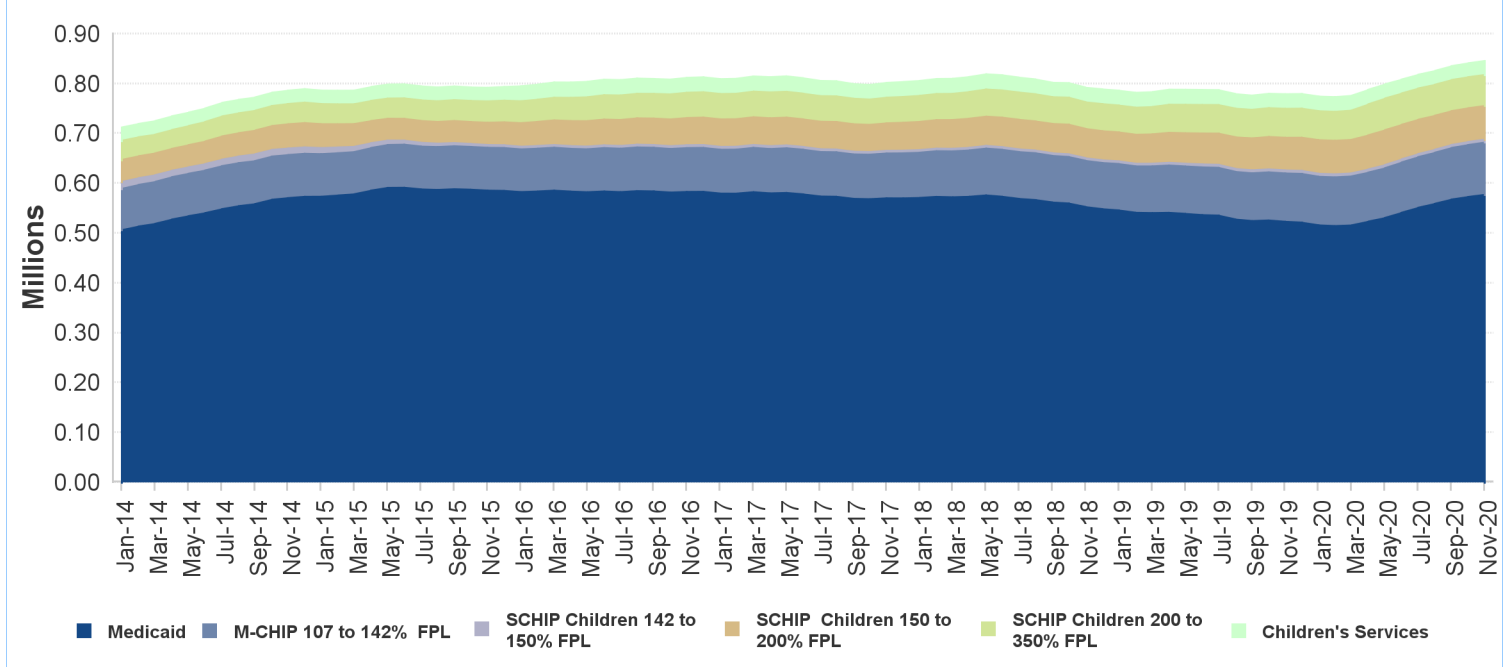
* - NJ FamilyCare includes all individuals receiving public medical assistance through the Division of Medical Assistance and Health Services and includes those eligible for federal reimbursement through the Medicaid program and Children's Health Insurance Program established in the federal Social Security Act and those eligible for other public medical assistance programs established through various state laws.

Non-ABD Children - November 2020

County	Medicaid	M-CHIP 107 to 142% FPL	SCHIP Children 142 to 150% FPL	SCHIP Children 150 to 200% FPL	SCHIP Children 200 to 350% FPL	Children's Services	Total
Atlantic	24,093	3,856	242	2,366	1,603	1,235	33,395
Bergen	31,083	7,527	392	5,354	6,289	1,405	52,050
Burlington	18,966	3,141	199	2,559	2,399	2,003	29,267
Camden	45,352	6,641	322	3,879	3,235	2,270	61,699
Cape May	5,462	858	69	621	643	403	8,056
Cumberland	17,950	3,161	219	1,755	1,329	926	25,340
Essex	79,677	11,809	484	5,576	4,410	2,756	104,712
Gloucester	14,552	2,353	72	1,551	1,706	1,338	21,572
Hudson	57,900	9,879	597	5,828	4,634	1,131	79,969
Hunterdon	2,443	505	35	426	549	399	4,357
Mercer	24,661	4,337	289	3,059	2,403	2,933	37,682
Middlesex	43,298	9,684	604	7,329	6,474	1,553	68,942
Monmouth	24,631	5,440	330	3,276	3,319	1,667	38,663
Morris	11,320	2,590	117	2,015	2,172	974	19,188
Ocean	57,416	10,262	662	7,562	8,917	1,783	86,602
Passaic	55,927	10,665	737	5,306	4,257	1,031	77,923
Salem	5,224	685	50	401	350	432	7,142
Somerset	9,956	2,295	144	1,803	1,822	737	16,757
Sussex	3,811	771	57	630	729	468	6,466
Union	38,895	7,520	412	5,389	4,417	1,256	57,889
Warren	4,893	850	52	675	611	360	7,441
Other	5	2	0	0	0	1,054	1,061
Total	577,515	104,831	6,085	67,360	62,268	28,114	846,173

Includes children eligibe through CHIPRA - 10,805

Non-ABD Children

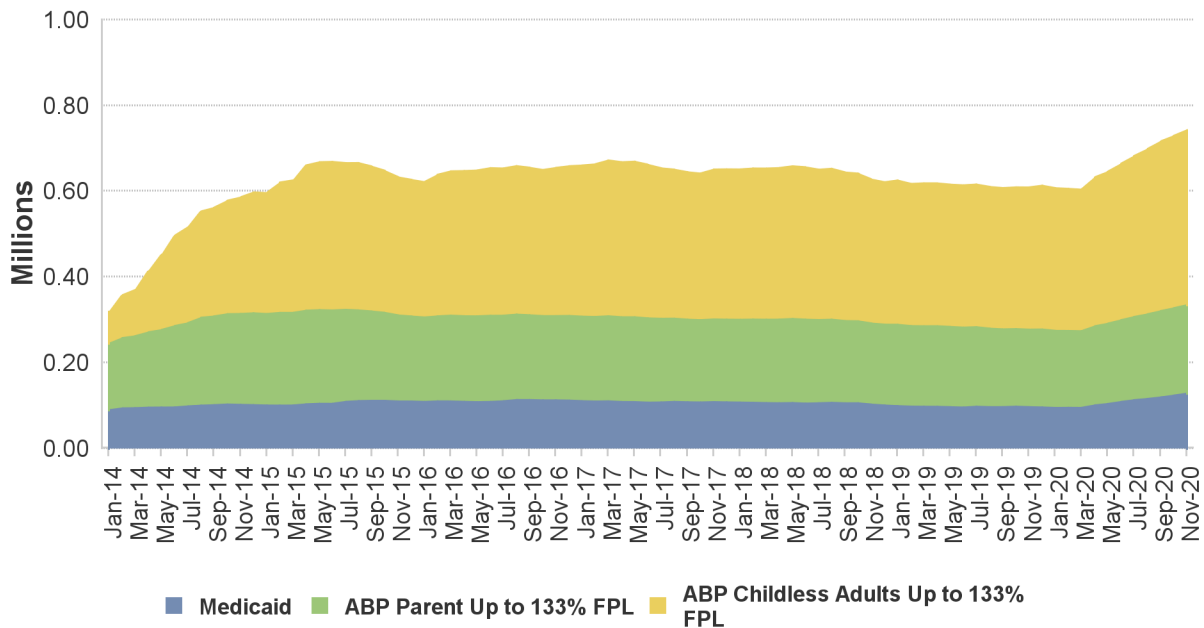


Non-ABD Adults - November 2020

County	Medicaid *	ABP Parent Up to 133% FPL	ABP Childless Adults Up to 133% FPL	Total
Atlantic	5,362	9,338	18,767	33,467
Bergen	7,524	14,464	31,958	53,946
Burlington	5,533	6,641	15,680	27,854
Camden	12,082	14,755	36,661	63,498
Cape May	1,317	2,314	4,877	8,508
Cumberland	3,768	5,157	9,543	18,468
Essex	18,896	24,813	53,033	96,742
Gloucester	3,968	5,756	11,754	21,478
Hudson	11,473	22,275	41,391	75,139
Hunterdon	544	896	2,758	4,198
Mercer	5,133	7,143	15,676	27,952
Middlesex	10,148	16,010	32,807	58,965
Monmouth	4,906	8,240	21,138	34,284
Morris	2,665	4,413	12,058	19,136
Ocean	9,371	21,863	23,877	55,111
Passaic	10,716	21,555	33,208	65,479
Salem	1,365	1,647	3,366	6,378
Somerset	2,035	3,411	7,696	13,142
Sussex	1,056	1,894	4,201	7,151
Union	7,790	12,092	23,890	43,772
Warren	2,837	1,815	4,030	8,682
Other	3	0	2	5
Total	128,492	206,492	408,371	743,355

* Includes pregnant women eligible through CHIPRA - 1,414

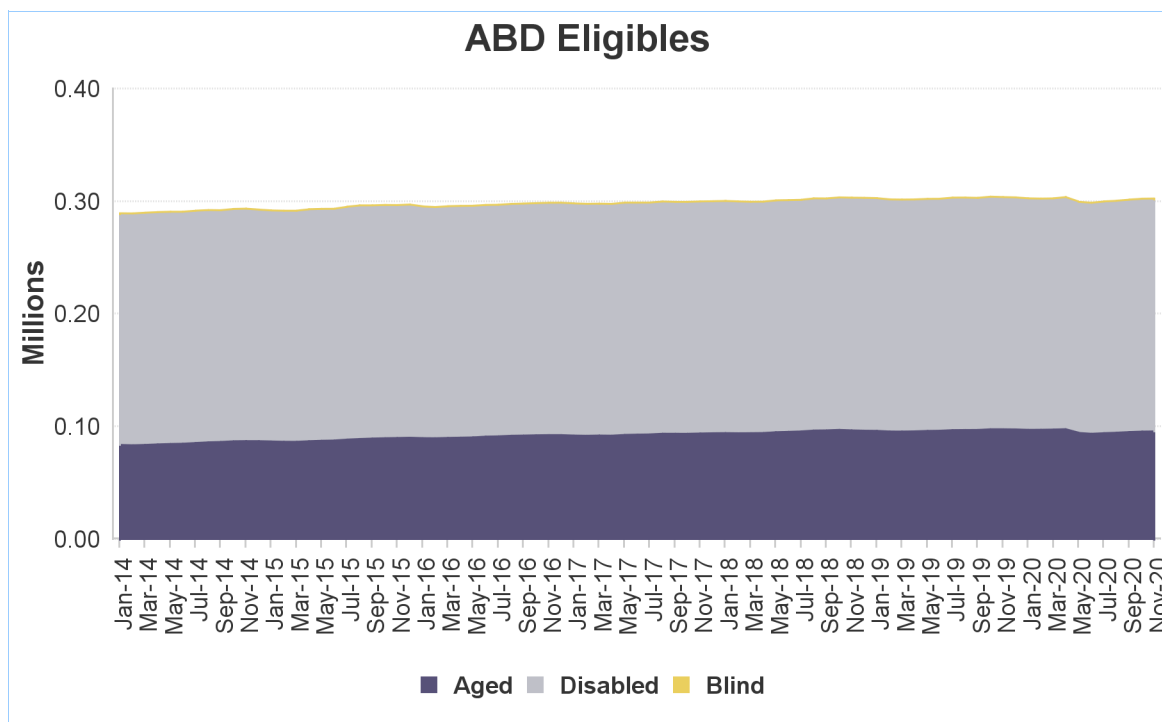
Non-ABD Adults



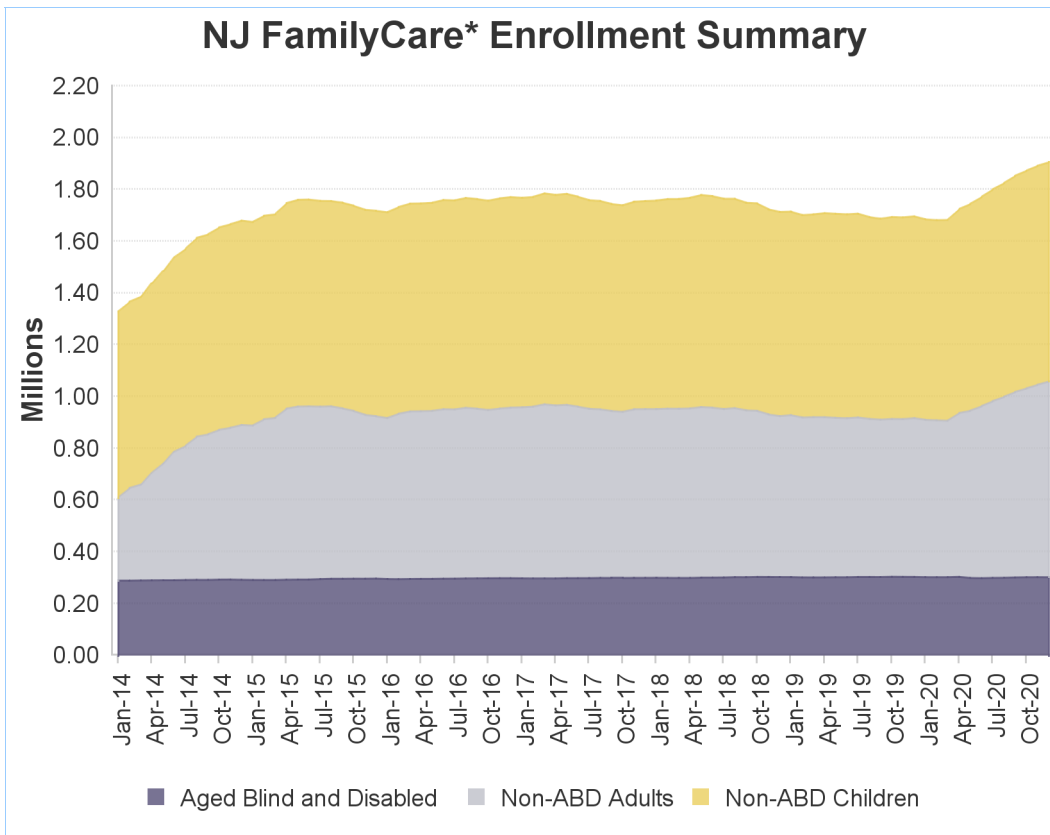
ABD Eligibles - November 2020

County	Aged	Blind	Disabled	Total
Atlantic	2,740	19	8,450	11,209
Bergen	11,705	48	11,003	22,756
Burlington	2,472	26	9,206	11,704
Camden	5,009	78	20,330	25,417
Cape May	1,094	4	2,623	3,721
Cumberland	1,539	21	7,751	9,311
Essex	9,490	131	29,179	38,800
Gloucester	1,510	22	6,783	8,315
Hudson	11,611	92	19,560	31,263
Hunterdon	524	6	1,595	2,125
Mercer	3,432	44	11,864	15,340
Middlesex	11,027	57	12,750	23,834
Monmouth	4,445	46	10,104	14,595
Morris	4,222	17	5,357	9,596
Ocean	3,708	21	10,878	14,607
Passaic	9,706	57	15,122	24,885
Salem	446	10	2,654	3,110
Somerset	3,227	11	4,035	7,273
Sussex	576	8	2,348	2,932
Union	6,896	62	11,847	18,805
Warren	725	6	2,312	3,043
Other	30	0	193	223
Total	96,134	786	205,944	302,864

Includes 48,221 individuals in home and community-based waiver programs



NJ FamilyCare* Enrollment Summary - December 2020			
Eligibility Category	Age < 21	Age > 20	Total
Aged	0	96,165	96,165
Blind	38	747	785
Disabled	29,616	176,199	205,815
Non-ABD Children	847,402	0	847,402
Non-ABD Adults	26,217	730,164	756,381
Total	903,273	1,003,275	1,906,548



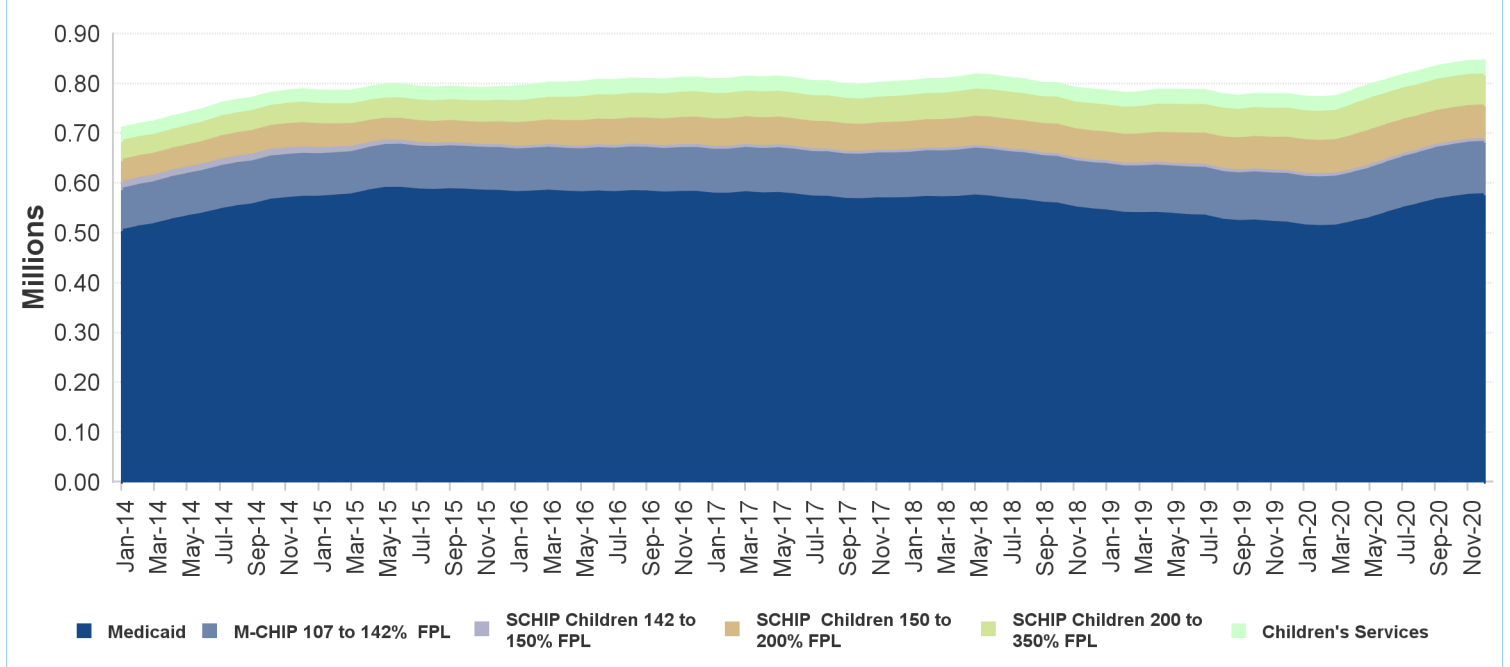
* - **NJ FamilyCare** includes all individuals receiving public medical assistance through the Division of Medical Assistance and Health Services and includes those eligible for federal reimbursement through the Medicaid program and Children's Health Insurance Program established in the federal Social Security Act and those eligible for other public medical assistance programs established through various state laws.

Non-ABD Children - December 2020

County	Medicaid	M-CHIP 107 to 142% FPL	SCHIP Children 142 to 150% FPL	SCHIP Children 150 to 200% FPL	SCHIP Children 200 to 350% FPL	Children's Services	Total
Atlantic	24,233	3,878	250	2,345	1,599	1,233	33,538
Bergen	31,342	7,555	386	5,321	6,294	1,424	52,322
Burlington	19,003	3,160	201	2,542	2,393	2,060	29,359
Camden	45,361	6,608	326	3,866	3,230	2,269	61,660
Cape May	5,451	863	71	615	630	393	8,023
Cumberland	17,996	3,182	216	1,744	1,328	914	25,380
Essex	79,287	11,775	480	5,546	4,429	2,720	104,237
Gloucester	14,645	2,361	69	1,526	1,687	1,346	21,634
Hudson	57,804	9,920	618	5,770	4,578	1,130	79,820
Hunterdon	2,468	509	33	428	541	394	4,373
Mercer	24,783	4,342	282	3,026	2,385	3,066	37,884
Middlesex	43,516	9,698	599	7,278	6,473	1,527	69,091
Monmouth	24,778	5,440	327	3,267	3,299	1,675	38,786
Morris	11,452	2,608	124	2,006	2,154	1,022	19,366
Ocean	57,787	10,331	647	7,524	8,876	1,828	86,993
Passaic	55,951	10,621	744	5,255	4,264	1,034	77,869
Salem	5,230	691	49	402	346	421	7,139
Somerset	10,014	2,324	144	1,804	1,808	743	16,837
Sussex	3,845	768	55	639	723	483	6,513
Union	39,096	7,589	403	5,398	4,389	1,243	58,118
Warren	4,872	862	52	678	615	365	7,444
Other	4	2	0	0	0	1,010	1,016
Total	578,918	105,087	6,076	66,980	62,041	28,300	847,402

Includes children eligibe through CHIPRA - 10,781

Non-ABD Children

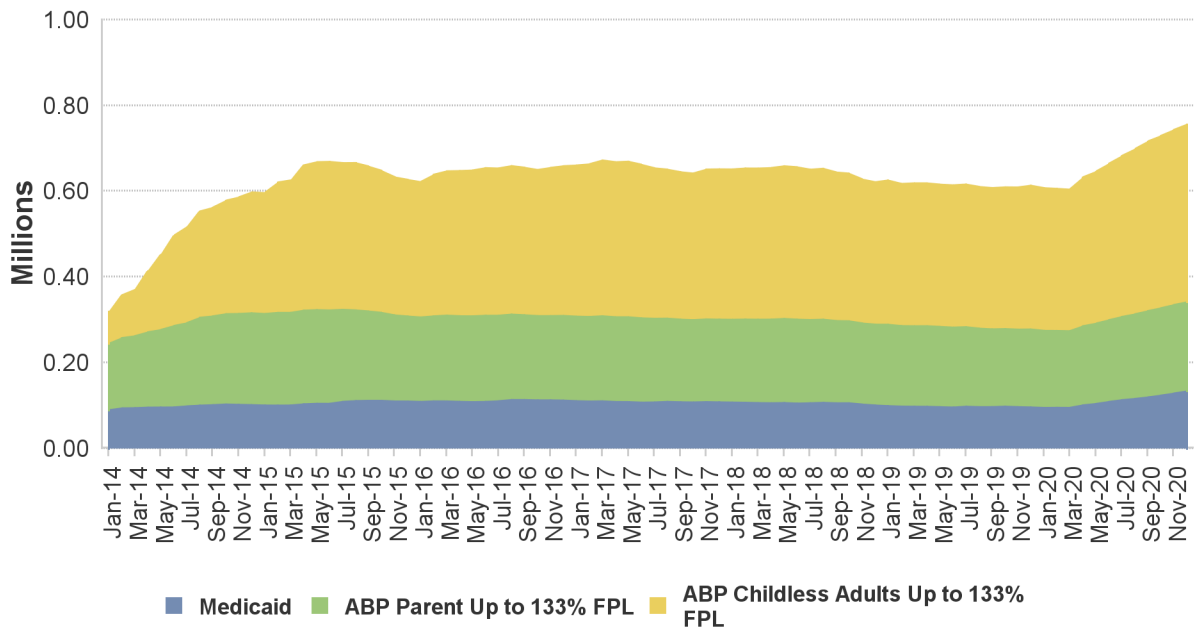


Non-ABD Adults - December 2020

County	Medicaid *	ABP Parent Up to 133% FPL	ABP Childless Adults Up to 133% FPL	Total
Atlantic	5,584	9,460	19,138	34,182
Bergen	7,968	14,591	32,653	55,212
Burlington	5,762	6,710	15,954	28,426
Camden	12,671	14,834	36,765	64,270
Cape May	1,365	2,317	4,967	8,649
Cumberland	3,784	5,250	9,645	18,679
Essex	19,390	24,818	53,422	97,630
Gloucester	4,067	5,831	11,967	21,865
Hudson	11,892	22,470	42,181	76,543
Hunterdon	566	910	2,798	4,274
Mercer	5,370	7,215	15,920	28,505
Middlesex	10,718	16,072	33,636	60,426
Monmouth	5,130	8,290	21,525	34,945
Morris	2,897	4,445	12,284	19,626
Ocean	9,748	22,054	24,191	55,993
Passaic	11,126	21,682	33,776	66,584
Salem	1,375	1,683	3,392	6,450
Somerset	2,144	3,456	7,884	13,484
Sussex	1,128	1,892	4,264	7,284
Union	8,111	12,218	24,290	44,619
Warren	2,810	1,837	4,085	8,732
Other	1	0	2	3
Total	133,607	208,035	414,739	756,381

* Includes pregnant women eligible through CHIPRA - 1,384

Non-ABD Adults



ABD Eligibles - December 2020

County	Aged	Blind	Disabled	Total
Atlantic	2,727	19	8,431	11,177
Bergen	11,694	48	11,012	22,754
Burlington	2,473	26	9,200	11,699
Camden	4,980	77	20,345	25,402
Cape May	1,087	4	2,628	3,719
Cumberland	1,537	21	7,746	9,304
Essex	9,518	130	29,102	38,750
Gloucester	1,499	22	6,792	8,313
Hudson	11,586	92	19,507	31,185
Hunterdon	532	7	1,590	2,129
Mercer	3,440	43	11,854	15,337
Middlesex	11,051	57	12,757	23,865
Monmouth	4,444	46	10,122	14,612
Morris	4,217	17	5,358	9,592
Ocean	3,719	20	10,857	14,596
Passaic	9,711	58	15,095	24,864
Salem	449	10	2,673	3,132
Somerset	3,280	11	4,042	7,333
Sussex	577	8	2,338	2,923
Union	6,889	63	11,870	18,822
Warren	726	6	2,306	3,038
Other	29	0	190	219
Total	96,165	785	205,815	302,765

Includes 48,798 individuals in home and community-based waiver programs

