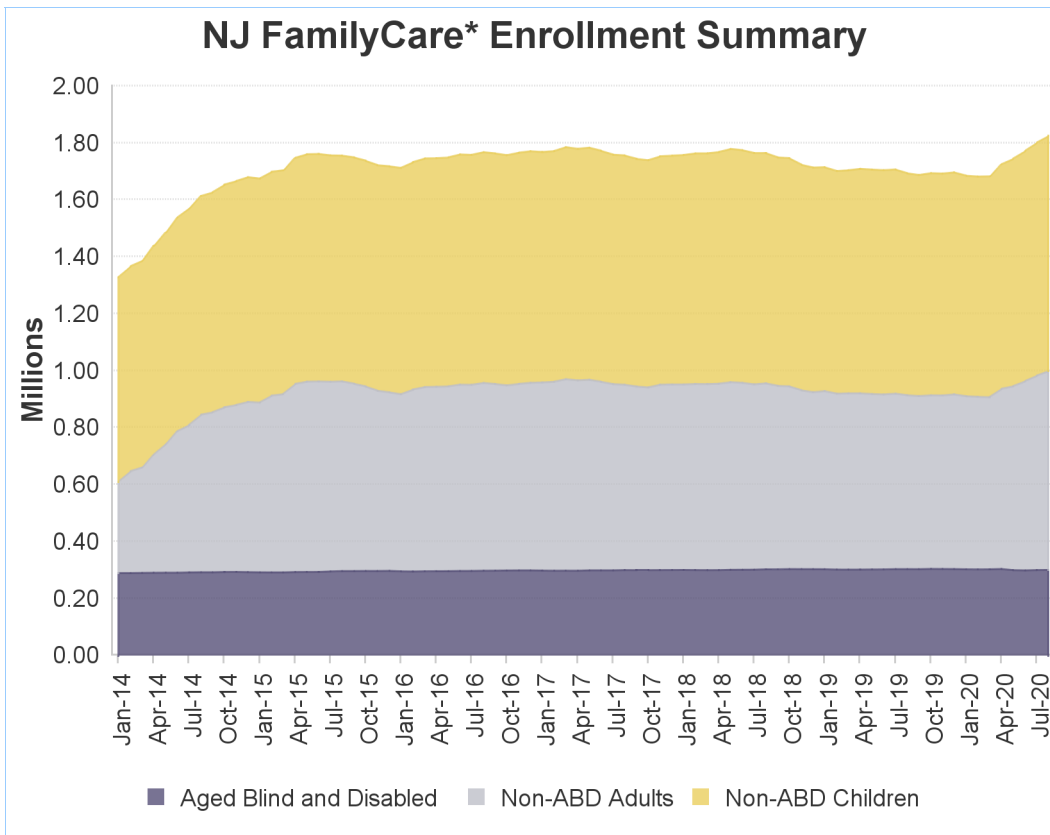


NJ FamilyCare* Enrollment Summary - August 2020			
Eligibility Category	Age < 21	Age > 20	Total
Aged	0	94,949	94,949
Blind	36	747	783
Disabled	29,587	175,543	205,130
Non-ABD Children	825,877	0	825,877
Non-ABD Adults	23,071	675,514	698,585
Total	878,571	946,753	1,825,324



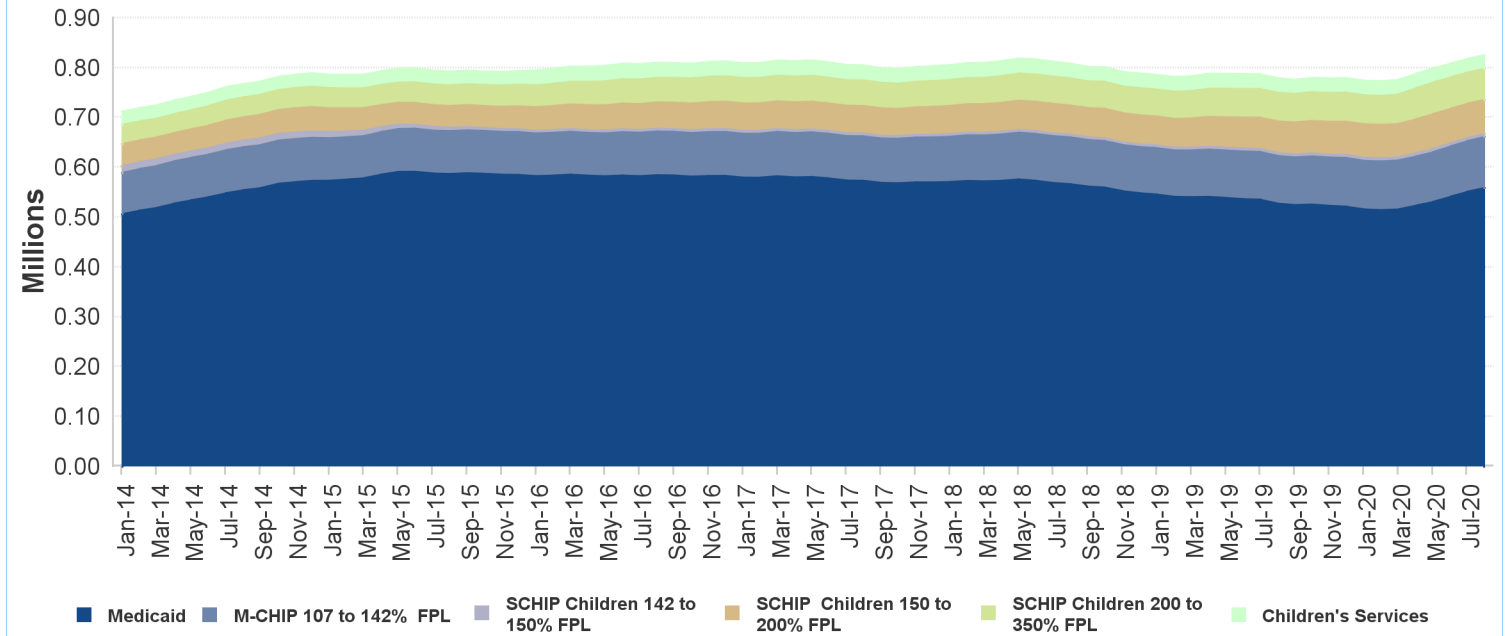
* - **NJ FamilyCare** includes all individuals receiving public medical assistance through the Division of Medical Assistance and Health Services and includes those eligible for federal reimbursement through the Medicaid program and Children's Health Insurance Program established in the federal Social Security Act and those eligible for other public medical assistance programs established through various state laws.

Non-ABD Children - August 2020

County	Medicaid	M-CHIP 107 to 142% FPL	SCHIP Children 142 to 150% FPL	SCHIP Children 150 to 200% FPL	SCHIP Children 200 to 350% FPL	Children's Services	Total
Atlantic	23,221	3,801	246	2,408	1,577	1,229	32,482
Bergen	29,852	7,386	409	5,369	6,214	1,351	50,581
Burlington	18,277	3,024	198	2,595	2,415	2,017	28,526
Camden	44,407	6,561	327	3,933	3,206	2,227	60,661
Cape May	5,347	837	70	636	647	397	7,934
Cumberland	17,480	3,035	226	1,763	1,323	940	24,767
Essex	77,326	11,597	491	5,604	4,329	2,856	102,203
Gloucester	14,124	2,313	76	1,572	1,680	1,380	21,145
Hudson	55,947	9,618	599	5,999	4,697	1,154	78,014
Hunterdon	2,363	495	35	428	535	392	4,248
Mercer	23,920	4,177	277	3,100	2,408	2,172	36,054
Middlesex	41,612	9,541	627	7,460	6,459	1,590	67,289
Monmouth	23,999	5,252	333	3,295	3,284	1,699	37,862
Morris	10,976	2,573	111	2,009	2,133	1,019	18,821
Ocean	55,573	9,943	661	7,645	9,048	1,823	84,693
Passaic	54,567	10,489	738	5,445	4,294	1,036	76,569
Salem	5,040	674	47	408	343	451	6,963
Somerset	9,624	2,252	139	1,774	1,822	764	16,375
Sussex	3,678	759	54	630	710	486	6,317
Union	37,232	7,302	418	5,406	4,380	1,277	56,015
Warren	4,736	788	48	676	619	359	7,226
Other	5	2	0	0	0	1,125	1,132
Total	559,306	102,419	6,130	68,155	62,123	27,744	825,877

Includes children eligibe through CHIPRA - 10,850

Non-ABD Children

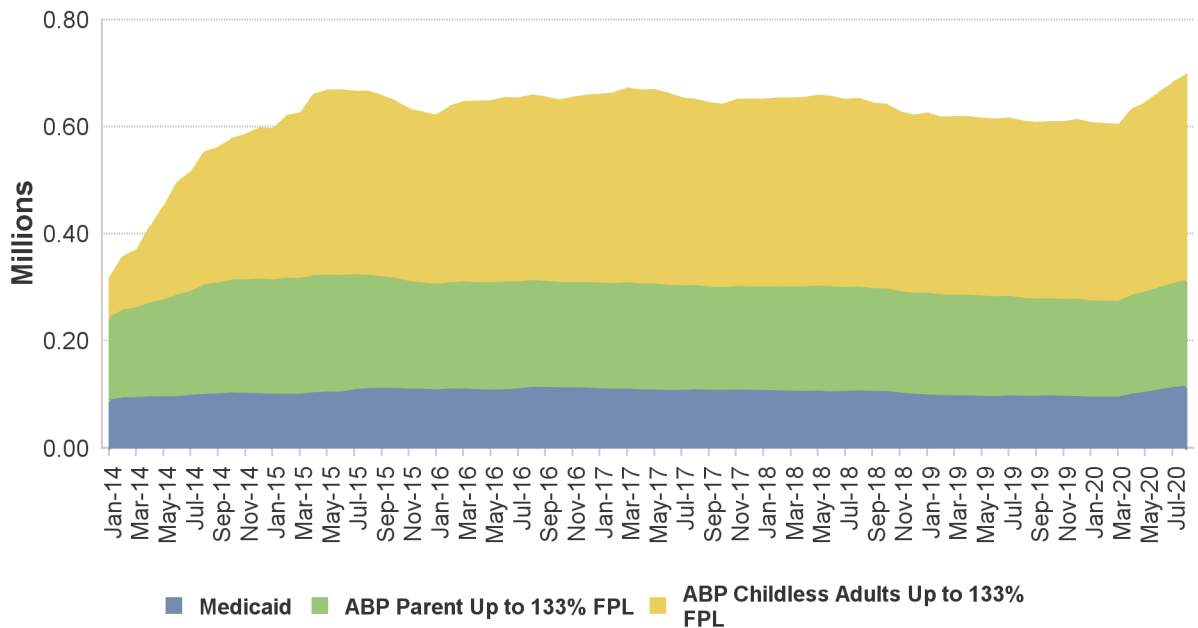


Non-ABD Adults - August 2020

County	Medicaid *	ABP Parent Up to 133% FPL	ABP Childless Adults Up to 133% FPL	Total
Atlantic	4,948	8,857	17,640	31,445
Bergen	6,592	13,860	30,372	50,824
Burlington	5,174	6,207	14,696	26,077
Camden	11,027	14,148	35,014	60,189
Cape May	1,265	2,209	4,654	8,128
Cumberland	3,526	4,810	8,858	17,194
Essex	17,539	23,855	49,714	91,108
Gloucester	3,826	5,446	11,047	20,319
Hudson	10,304	21,257	39,025	70,586
Hunterdon	496	848	2,654	3,998
Mercer	4,842	6,737	14,550	26,129
Middlesex	8,747	15,542	30,978	55,267
Monmouth	4,514	7,822	20,056	32,392
Morris	2,433	4,210	11,461	18,104
Ocean	8,582	20,998	22,559	52,139
Passaic	9,860	20,805	31,327	61,992
Salem	1,279	1,575	3,179	6,033
Somerset	1,786	3,219	7,228	12,233
Sussex	977	1,777	3,985	6,739
Union	7,007	11,414	22,461	40,882
Warren	1,273	1,704	3,827	6,804
Other	2	0	1	3
Total	115,999	197,300	385,286	698,585

* Includes pregnant women eligible through CHIPRA - 1,415

Non-ABD Adults



ABD Eligibles - August 2020

County	Aged	Blind	Disabled	Total
Atlantic	2,748	19	8,409	11,176
Bergen	11,527	49	10,917	22,493
Burlington	2,490	26	9,118	11,634
Camden	4,912	76	20,294	25,282
Cape May	1,106	3	2,609	3,718
Cumberland	1,552	20	7,779	9,351
Essex	9,242	130	29,071	38,443
Gloucester	1,504	21	6,760	8,285
Hudson	11,508	93	19,569	31,170
Hunterdon	510	7	1,575	2,092
Mercer	3,398	45	11,829	15,272
Middlesex	10,932	58	12,683	23,673
Monmouth	4,384	45	10,095	14,524
Morris	4,214	18	5,337	9,569
Ocean	3,661	21	10,797	14,479
Passaic	9,542	57	15,083	24,682
Salem	455	9	2,637	3,101
Somerset	3,149	11	3,988	7,148
Sussex	570	7	2,326	2,903
Union	6,797	62	11,758	18,617
Warren	714	6	2,302	3,022
Other	34	0	194	228
Total	94,949	783	205,130	300,862

Includes 45,662 individuals in home and community-based waiver programs

