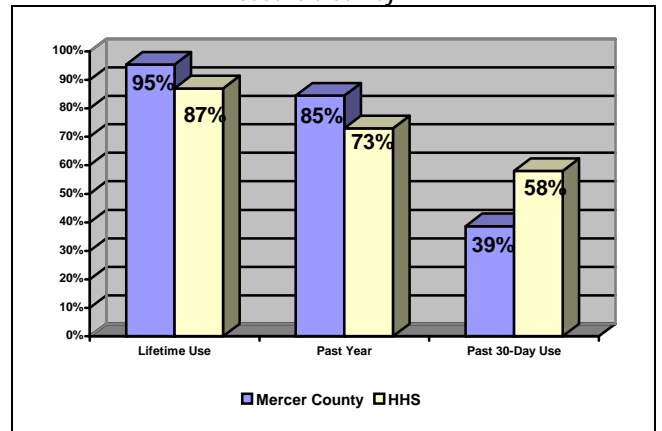


There were 614 Mercer County residents who went through the IDRC Education and Evaluation program in 2004. The following tables and graphs give demographic information about these clients. Clients' reported alcohol and other drug use characteristics are also described. Information was gathered from a mandatory self-administered questionnaire given during the IDRC classes and the counselors' screening/evaluation scoring forms.

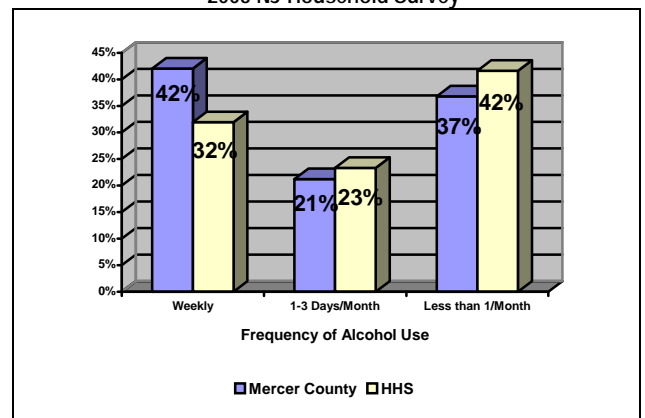
Mercer County IDRC Client Demographics

	N	%
Gender		
Male	501	81.7
Female	112	18.3
Age		
<21 (16-20)	69	11.3
21-24	100	16.3
25-34	159	25.9
35-49	200	32.6
50 and Over	85	13.9
Race/Ethnicity		
White (non-Hispanic)	391	65.0
Black (non-Hispanic)	80	13.3
Hispanic	104	17.3
Other	27	4.5
Education		
Less than High School	96	16.3
High School Graduate	235	39.9
Some College	133	22.6
College Graduate or Higher	125	21.2
Marital Status		
Single	320	54.8
Married	140	24.0
Divorced/Separated/Other	124	21.2
Household Income		
Under \$24,999	201	34.2
\$25,000-34,999	90	15.3
\$35,000-49,999	87	14.8
Over \$50,000	209	35.6
Employment Status		
Full-Time	435	72.4
Part-Time	59	9.8
Unemployed/Other	107	17.8

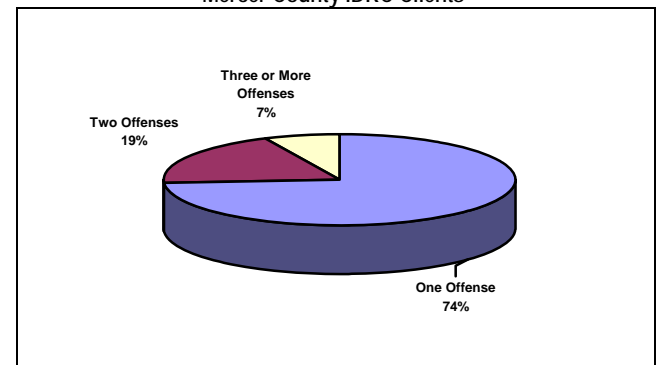
Alcohol Use by Mercer County IDRC Clients Compared with 2004 NJ Household Survey



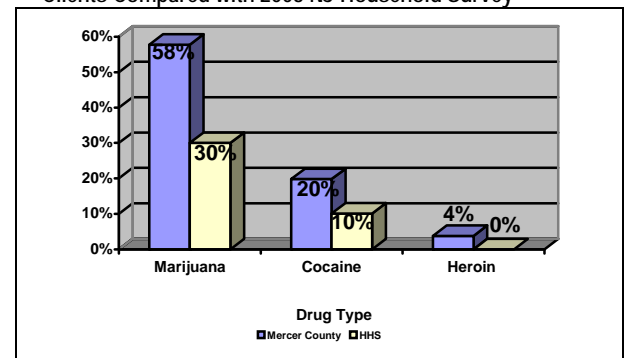
Frequency of Alcohol Use by Mercer County Clients Compared with 2003 NJ Household Survey



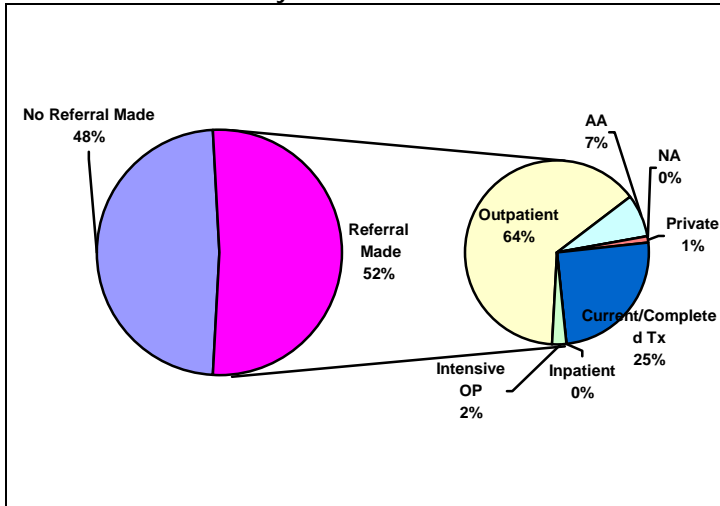
Number of Alcohol-Related Offenses on DMV Records of Mercer County IDRC Clients



Lifetime Marijuana, Cocaine and Heroin Use by Mercer County IDRC Clients Compared with 2003 NJ Household Survey



2004 Mercer County Resident Referrals from IDRC



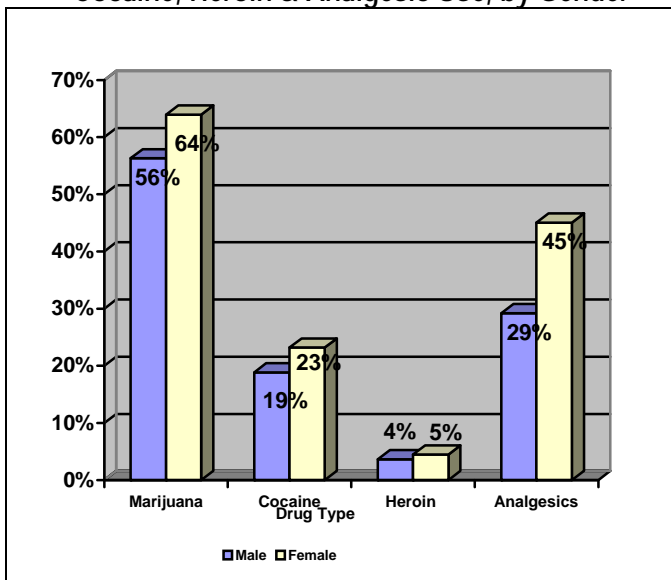
Clients' Treatment/Self-Help History by Screening Score and Referral Status

Treatment/Self-Help History	N	% Clients with Treatment History who Scored 9 or more*	% Clients with Treatment History who had Referral Made
AA in Lifetime	235	76.6	76.6
Currently in AA	141	78.0	81.6
NA Lifetime	94	85.1	67.0
Currently in NA	22	86.4	72.7
Treatment in Lifetime	161	80.8	75.8
Currently in Treatment	76	79.0	82.9

Alcohol & Drug Abuse/Dependence by Demographics

	% Alcohol Abuse	% Alcohol Dependence	% Drug Abuse	% Drug Dependence
GENDER Male	60.9	19.6	13.0	4.4
Female	65.2	23.2	11.6	2.7
AGE <21	75.4	18.8	27.5	5.8
21-24	62.0	22.0	19.0	3.0
25-34	61.6	17.6	10.7	2.5
35-49	60.0	17.5	7.5	5.0
50 and Over	54.1	30.6	9.4	4.7
EDUCATION Less than high school	43.8	24.0	13.5	8.3
High school graduate	55.3	24.7	14.9	2.6
Some college	71.4	19.6	16.5	3.8
College graduate or higher	80.0	9.6	4.8	2.4
RACE/ETHNICITY White	68.0	18.7	12.0	2.6
Black	51.3	22.5	12.5	7.5
Hispanic	44.2	26.9	17.3	3.9
Other	70.4	14.8	11.1	11.1
EMPLOYMENT STATUS Employed Full-time	63.5	19.1	11.3	3.2
Employed part-time	62.7	18.6	13.6	5.1
Unemployed/other	54.2	26.2	17.8	6.5
INCOME Under \$10,000	50.7	22.7	21.3	6.7
\$10,000-24,999	57.1	20.6	15.9	2.4
\$25,000-34,999	61.1	18.9	15.6	3.3
\$35,000-49,999	57.5	25.3	11.5	6.9
\$50,000 +	71.8	18.7	7.2	3.8
OFFENSES 1 Lifetime Alcohol Offense on DMV Record	63.1	19.0	14.6	3.8
2 Lifetime Alcohol Offenses on DMV Record	62.7	21.2	4.2	5.9
3 or More Lifetime Alcohol Offenses on DMV Record	42.9	31.0	19.1	2.4

Mercer County IDRC Clients' Lifetime Marijuana, Cocaine, Heroin & Analgesic Use, by Gender



Mercer County IDRC Clients' Self-Reported Illicit Drug Use

	Lifetime	Past Year	Past 30 days
Marijuana	57.8	19.5	4.4
Cocaine	19.8	3.7	1.1
Heroin	3.8	1.2	0.0
Analgesic	32.1	16.7	7.9
Hallucinogen	11.3	1.1	0.2
Club Drugs	8.2	0.7	0.2
Tranquilizer	7.1	3.3	2.1
Sedative	11.8	6.1	2.6
Stimulant	7.8	1.2	0.9
Inhalant	4.8	0.7	0.0
Methamphetamine	6.8	0.4	0.2
Anabolic Steroids	0.7	0.0	0.0

* RIASI Screening Score (Research Institute on Addictions Self Inventory): A DUI offender screening instrument created for and used by the State of New York in its Stop DWI Programs. Included are 41 True/False questions and 8 multiple response questions, each worth 1 point each. The questions cover several factors of substance dependence: classic symptoms, family history, risk-taking behavior, psychological factors, interpersonal competence, health, and alcohol beliefs. It was considered a positive screen if the client scores a 9 or above.