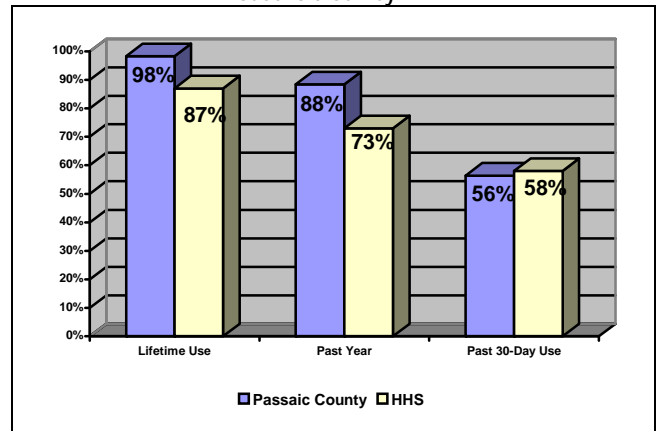


There were 1056 Passaic County residents who went through the IDRC Education and Evaluation program in 2004. The following tables and graphs give demographic information about these clients. Clients' reported alcohol and other drug use characteristics are also described. Information was gathered from a mandatory self-administered questionnaire given during the IDRC classes and the counselors' screening/evaluation scoring forms.

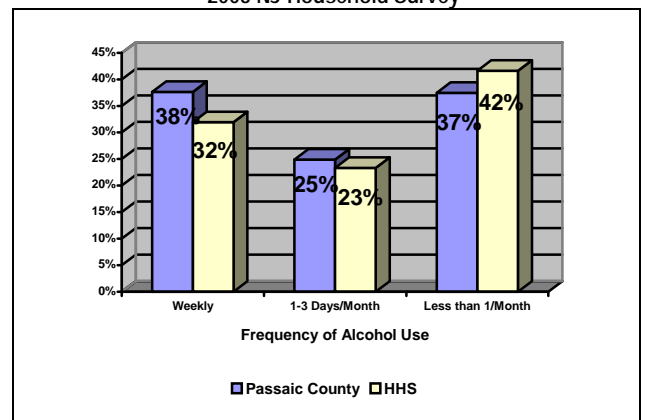
Passaic County IDRC Client Demographics

	N	%
Gender		
Male	890	84.5
Female	163	15.5
Age		
<21 (16-20)	83	7.9
21-24	142	13.5
25-34	312	29.7
35-49	359	34.1
50 and Over	156	14.8
Race/Ethnicity		
White (non-Hispanic)	591	56.9
Black (non-Hispanic)	73	7.0
Hispanic	342	33.0
Other	32	3.1
Education		
Less than High School	201	20.0
High School Graduate	376	37.5
Some College	243	24.2
College Graduate or Higher	184	18.3
Marital Status		
Single	516	51.0
Married	289	28.6
Divorced/Separated/Other	207	20.5
Household Income		
Under \$24,999	379	38.0
\$25,000-34,999	159	16.0
\$35,000-49,999	152	15.2
Over \$50,000	307	30.8
Employment Status		
Full-Time	689	67.8
Part-Time	89	8.8
Unemployed/Other	239	23.5

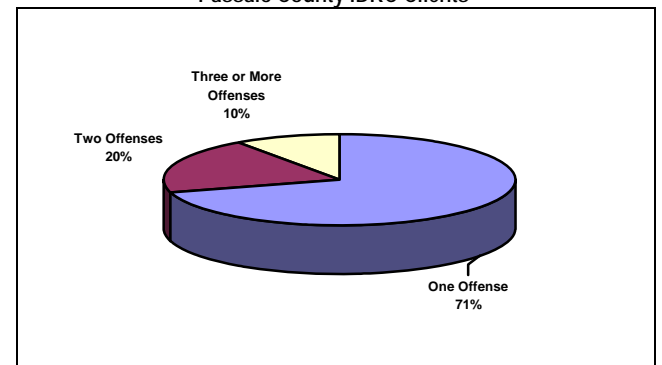
Alcohol Use by Passaic County IDRC Clients Compared with 2004 NJ Household Survey



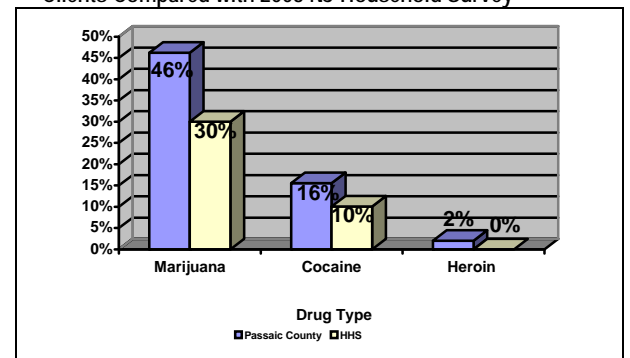
Frequency of Alcohol Use by Passaic County Clients Compared with 2003 NJ Household Survey



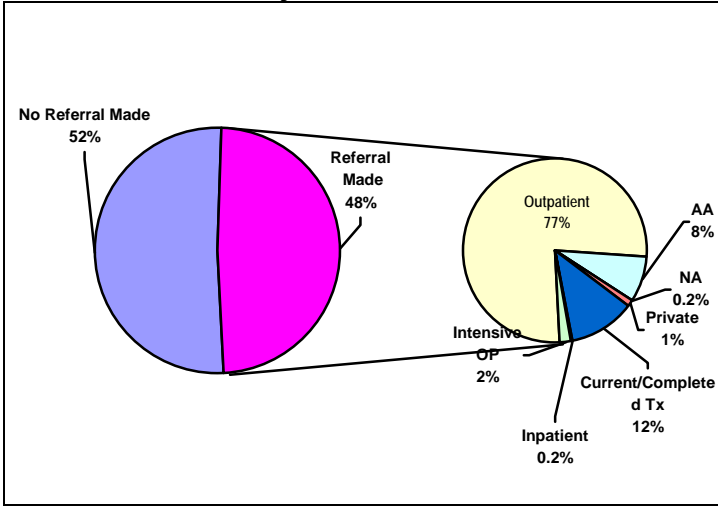
Number of Alcohol-Related Offenses on DMV Records of Passaic County IDRC Clients



Lifetime Marijuana, Cocaine and Heroin Use by Passaic County IDRC Clients Compared with 2003 NJ Household Survey



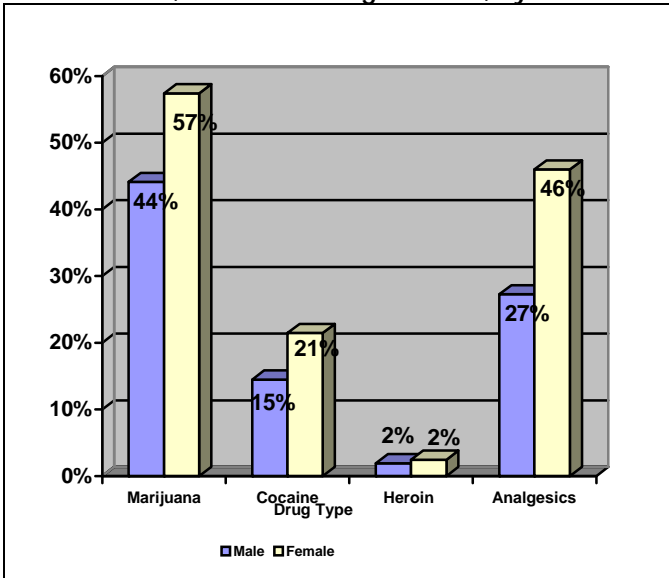
2004 Passaic County Resident Referrals from IDRC



Clients' Treatment/Self-Help History by Screening Score and Referral Status

Treatment/Self-Help History	N	% Clients with Treatment History who Scored 9 or more*	% Clients with Treatment History who had Referral Made
AA in Lifetime	195	74.4	87.7
Currently in AA	99	79.8	89.9
NA Lifetime	82	82.9	79.3
Currently in NA	31	87.1	80.7
Treatment in Lifetime	137	75.9	86.1
Currently in Treatment	60	68.3	88.3

Passaic County IDRC Clients' Lifetime Marijuana, Cocaine, Heroin & Analgesic Use, by Gender



Alcohol & Drug Abuse/Dependence by Demographics

	% Alcohol Abuse	% Alcohol Dependence	% Drug Abuse	% Drug Dependence
GENDER Male	58.8	16.9	9.9	3.0
Female	63.8	19.6	6.8	1.8
AGE <21	72.3	13.3	19.3	8.4
21-24	70.4	16.9	13.4	4.2
25-34	61.9	19.6	8.0	2.9
35-49	52.7	15.6	6.7	1.7
50 and Over	53.9	19.2	9.0	1.3
EDUCATION Less than high school	50.8	16.9	11.0	3.0
High school graduate	60.4	16.2	10.6	3.2
Some college	61.7	15.2	9.5	2.5
College graduate or higher	65.8	21.7	6.0	2.7
RACE/ETHNICITY White	63.1	16.9	9.0	2.5
Black	53.4	15.1	11.0	5.5
Hispanic	54.1	18.4	9.9	3.2
Other	65.6	12.5	3.1	0.0
EMPLOYMENT STATUS Employed Full-time	58.5	17.6	7.8	2.3
Employed part-time	65.2	16.9	15.7	4.5
Unemployed/other	61.9	17.6	10.9	4.2
INCOME Under \$10,000	59.0	16.2	17.1	5.1
\$10,000-24,999	50.4	19.1	8.8	2.7
\$25,000-34,999	56.6	20.1	5.0	3.8
\$35,000-49,999	64.5	18.4	6.6	2.6
\$50,000 +	69.4	15.0	10.1	2.0
OFFENSES 1 Lifetime Alcohol Offense on DMV Record	62.2	16.9	10.1	2.7
2 Lifetime Alcohol Offenses on DMV Record	56.0	19.3	8.2	3.4
3 or More Lifetime Alcohol Offenses on DMV Record	45.0	16.0	8.0	1.0

Passaic County IDRC Clients' Self-Reported Illicit Drug Use

	Lifetime	Past Year	Past 30 days
Marijuana	46.2	12.7	2.9
Cocaine	15.6	3.1	0.4
Heroin	2.0	0.5	0.2
Analgesic	30.2	16.9	7.2
Hallucinogen	7.4	0.7	0.2
Club Drugs	7.6	1.3	0.2
Tranquilizer	7.8	4.3	1.8
Sedative	11.6	6.1	2.7
Stimulant	3.0	1.0	0.5
Inhalant	3.4	0.2	0.1
Methamphetamine	3.2	0.2	0.1
Anabolic Steroids	1.2	0.5	0.4

* RIASI Screening Score (Research Institute on Addictions Self Inventory): A DUI offender screening instrument created for and used by the State of New York in its Stop DWI Programs. Included are 41 True/False questions and 8 multiple response questions, each worth 1 point each. The questions cover several factors of substance dependence: classic symptoms, family history, risk-taking behavior, psychological factors, interpersonal competence, health, and alcohol beliefs. It was considered a positive screen if the client scores a 9 or above.