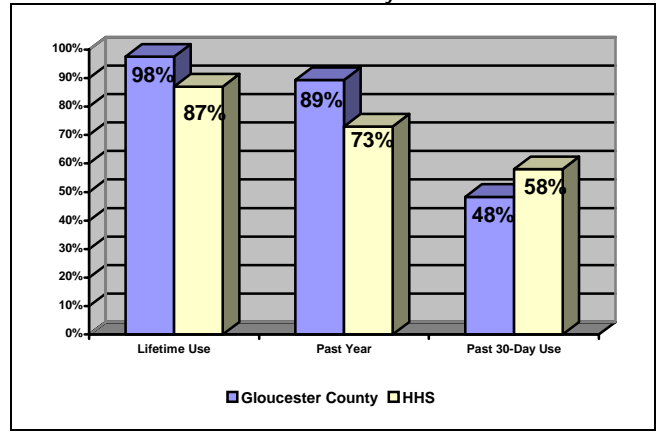


There were 987 Gloucester County residents who went through the IDRC Education and Evaluation program in 2005. The following tables and graphs give demographic information about these clients. Clients' reported alcohol and other drug use characteristics are also described. Information was gathered from a mandatory self-administered questionnaire given during the IDRC classes and the counselors' screening/evaluation scoring forms.

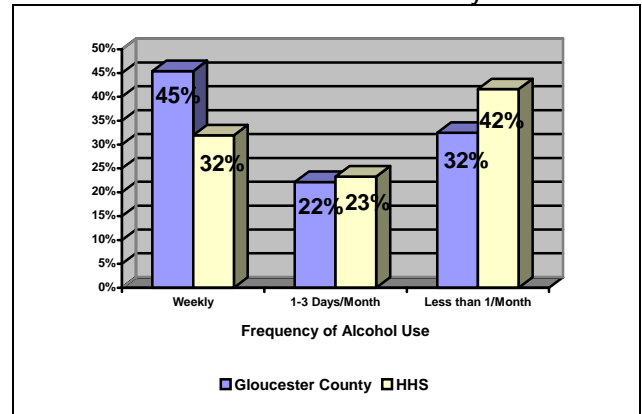
Gloucester County IDRC Client Demographics

	N	%
Gender		
Male	742	75.4
Female	242	24.6
Age		
<21 (16-20)	101	10.3
21-24	178	18.1
25-34	254	25.9
35-49	335	34.1
50 and Over	114	11.6
Race/Ethnicity		
White (non-Hispanic)	818	84.6
Black (non-Hispanic)	77	8.0
Hispanic	41	4.2
Other	31	3.2
Education		
Less than High School	106	11.0
High School Graduate	444	46.1
Some College	273	28.3
College Graduate or Higher	141	14.6
Marital Status		
Single	507	53.4
Married	216	22.8
Divorced/Separated/Other	226	23.8
Household Income		
Under \$24,999	279	30.6
\$25,000-34,999	103	11.3
\$35,000-49,999	182	20.0
Over \$50,000	347	38.1
Employment Status		
Full-Time	655	69.5
Part-Time	98	10.4
Unemployed/Other	189	20.1

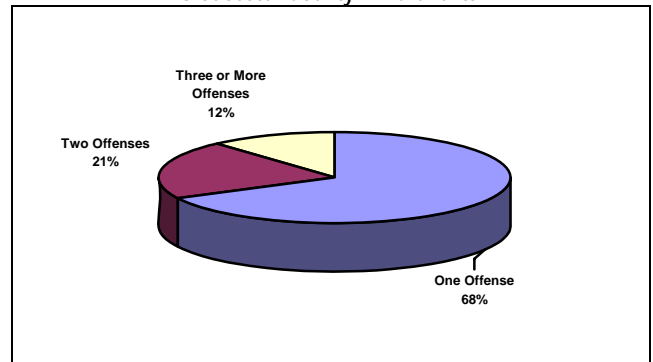
Alcohol Use by Gloucester County IDRC Clients Compared with 2003 NJ Household Survey



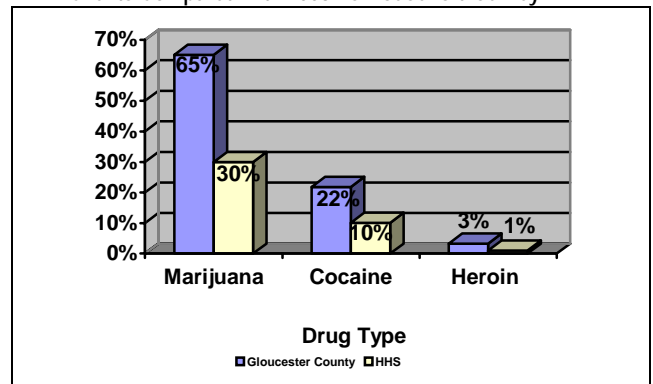
Frequency of Alcohol Use by Gloucester County Clients Compared with 2003 NJ Household Survey



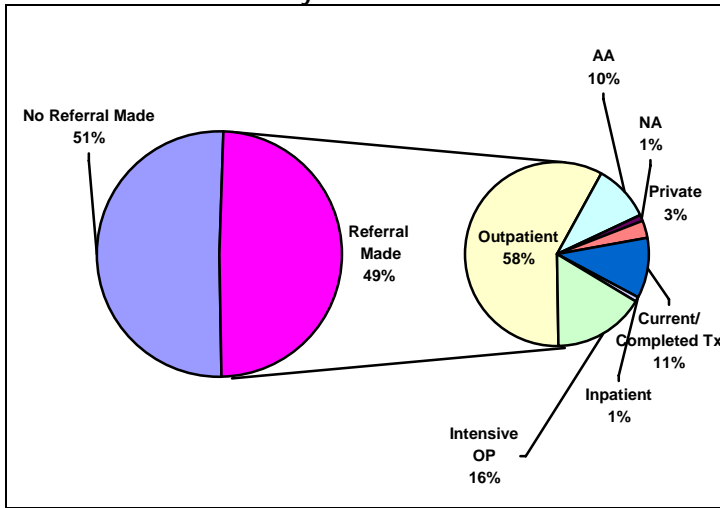
Number of Alcohol-Related Offenses on DMV Records of Gloucester County IDRC Clients



Lifetime Marijuana, Cocaine and Heroin Use by Gloucester County IDRC Clients Compared with 2003 NJ Household Survey



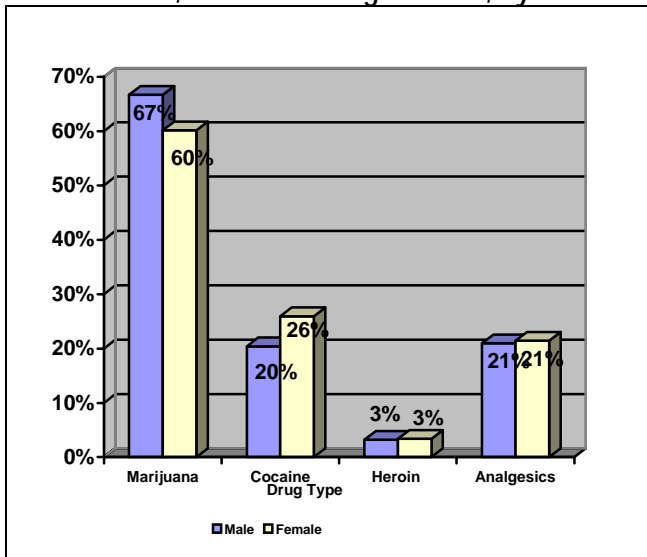
2005 Gloucester County Resident Referrals from IDRC



Clients' Treatment/Self-Help History by Screening Score and Referral Status

Treatment/Self-Help History	N	% Clients with Treatment History who Scored 9 or more*	% Clients with Treatment History who had Referral Made
AA in Lifetime	207	72.0	89.9
Currently in AA	73	76.7	91.8
NA Lifetime	91	81.3	95.6
Currently in NA	29	79.3	96.6
Treatment in Lifetime	172	73.3	98.3
Currently in Treatment	43	81.4	86.1

Gloucester County IDRC Clients' Lifetime Marijuana, Cocaine, Heroin & Analgesic Use, by Gender



* RIASI Screening Score (Research Institute on Addictions Self Inventory): A DUI offender screening instrument created for and used by the State of New York in its Stop DWI Programs. Included are 41 True/False questions and 8 multiple response questions, each worth 1 point each. The questions cover several factors of substance dependence: classic symptoms, family history, risk-taking behavior, psychological factors, interpersonal competence, health, and alcohol beliefs. It was considered a positive screen if the client scores a 9 or above.

Alcohol & Drug Abuse/Dependence by Demographics

	% Alcohol Abuse	% Alcohol Dependence	% Drug Abuse	% Drug Dependence	
GENDER	Male	67.0	17.0	9.2	2.7
	Female	67.8	21.9	9.1	5.0
AGE	<21	77.2	18.8	18.8	8.9
	21-24	65.7	21.9	10.7	4.5
	25-34	61.0	21.7	9.1	2.8
	35-49	69.9	14.0	6.3	1.5
	50 and Over	66.7	15.8	7.0	2.6
EDUCATION	Less than high school	56.6	17.9	13.2	0.9
	High school graduate	70.1	14.4	7.7	2.7
	Some college	65.2	24.2	11.7	5.5
	College graduate or higher	70.2	17.7	5.0	2.1
RACE/ETHNICITY	White	68.2	17.6	8.0	3.3
	Black	61.0	15.6	10.4	2.6
	Hispanic	68.3	22.0	22.0	0.0
	Other	58.1	22.6	12.9	3.2
	EMPLOYMENT STATUS	Employed Full-time	68.9	16.8	7.8
	Employed part-time	62.2	25.5	9.2	7.1
	Unemployed/other	64.6	17.5	13.2	1.6
INCOME	Under \$10,000	68.8	16.7	11.5	2.1
	\$10,000-24,999	61.2	18.6	10.4	4.4
	\$25,000-34,999	55.3	26.2	12.6	2.9
	\$35,000-49,999	66.5	17.6	3.9	2.8
	\$50,000 +	74.9	15.0	7.5	2.0
OFFENSES	1 Lifetime Alcohol Offense on DMV Record	71.9	20.0	10.4	3.8
	2 Lifetime Alcohol Offenses on DMV Record	56.4	14.4	5.5	1.5
	3 or More Lifetime Alcohol Offenses on DMV Record	58.3	13.0	8.7	2.6

Gloucester County IDRC Clients' Self-Reported Illicit Drug Use

	Lifetime	Past Year	Past 30 days
Marijuana	65.2	16.0	3.0
Cocaine	21.8	3.4	0.3
Heroin	3.3	0.7	0.2
Analgesic	21.2	9.0	3.6
Hallucinogen	10.1	0.9	0.3
Club Drugs	8.8	0.7	0.0
Tranquilizer	7.3	1.9	0.4
Sedative	12.3	3.9	1.3
Stimulant	7.0	1.9	0.3
Inhalant	6.4	1.1	0.1
Methamphetamine	9.4	1.0	0.2
Anabolic Steroids	1.4	0.3	0.0