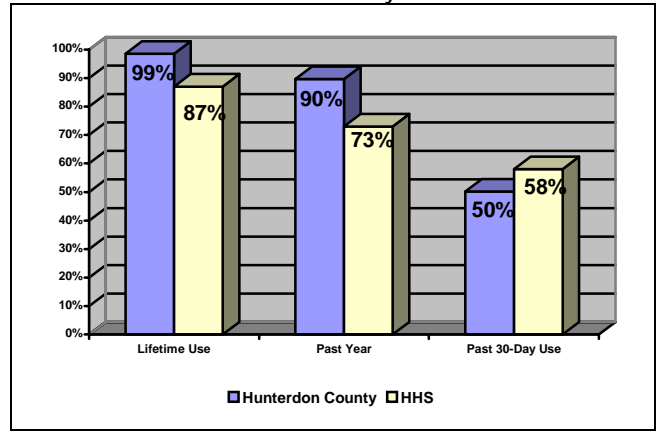


There were 403 Hunterdon County residents who went through the IDRC Education and Evaluation program in 2005. The following tables and graphs give demographic information about these clients. Clients' reported alcohol and other drug use characteristics are also described. Information was gathered from a mandatory self-administered questionnaire given during the IDRC classes and the counselors' screening/evaluation scoring forms.

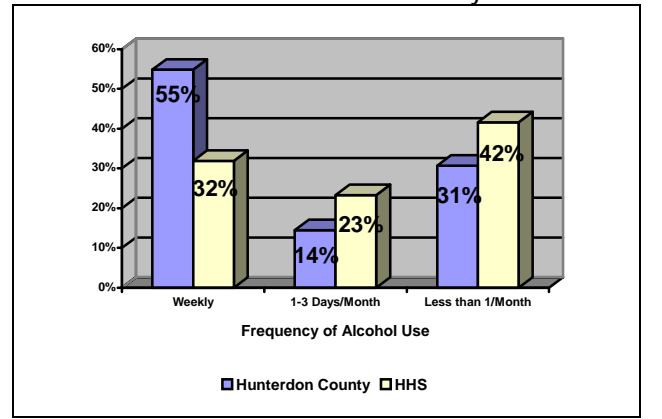
Hunterdon County IDRC Client Demographics

	N	%
Gender		
Male	305	75.9
Female	97	24.1
Age		
<21 (16-20)	39	9.7
21-24	53	14.7
25-34	77	19.2
35-49	162	40.4
50 and Over	64	16.0
Race/Ethnicity		
White (non-Hispanic)	365	91.5
Black (non-Hispanic)	5	1.3
Hispanic	17	4.3
Other	12	3.0
Education		
Less than High School	32	8.1
High School Graduate	142	36.0
Some College	107	27.1
College Graduate or Higher	114	28.9
Marital Status		
Single	181	45.5
Married	122	30.7
Divorced/Separated/Other	95	23.9
Household Income		
Under \$24,999	102	26.2
\$25,000-34,999	36	9.3
\$35,000-49,999	62	15.9
Over \$50,000	189	48.6
Employment Status		
Full-Time	273	68.4
Part-Time	45	11.3
Unemployed/Other	81	20.3

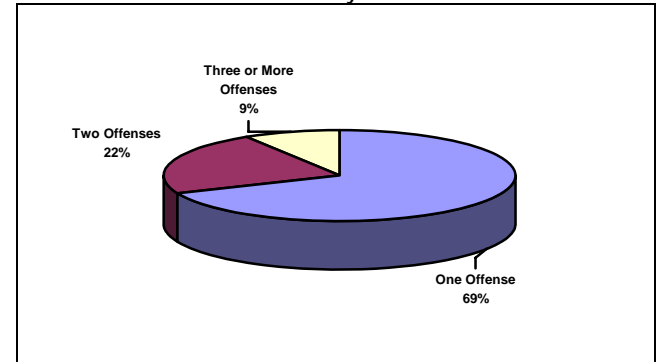
Alcohol Use by Hunterdon County IDRC Clients Compared with 2003 NJ Household Survey



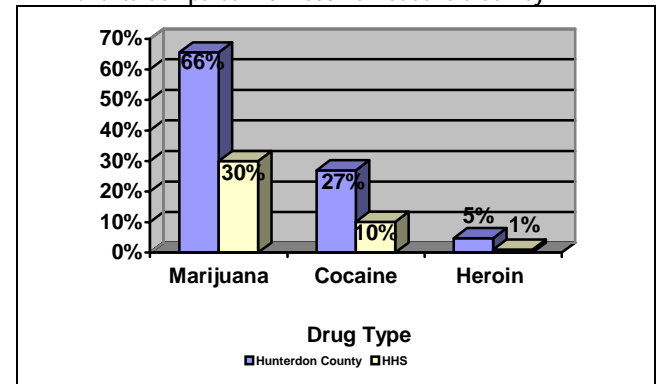
Frequency of Alcohol Use by Hunterdon County Clients Compared with 2003 NJ Household Survey



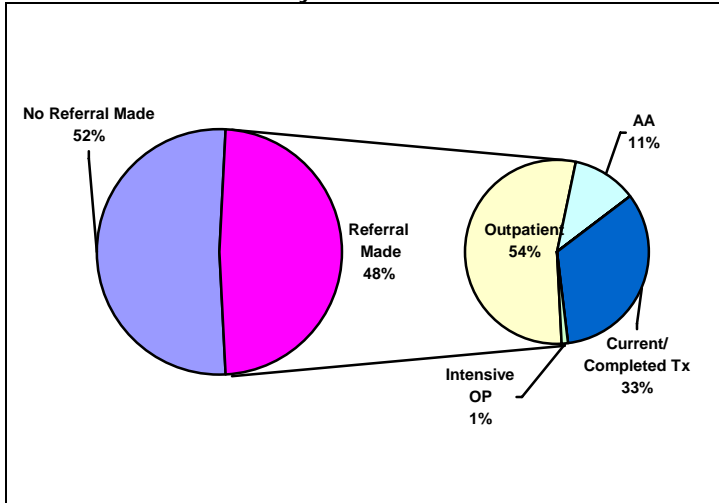
Number of Alcohol-Related Offenses on DMV Records of Hunterdon County IDRC Clients



Lifetime Marijuana, Cocaine and Heroin Use by Hunterdon County IDRC Clients Compared with 2003 NJ Household Survey



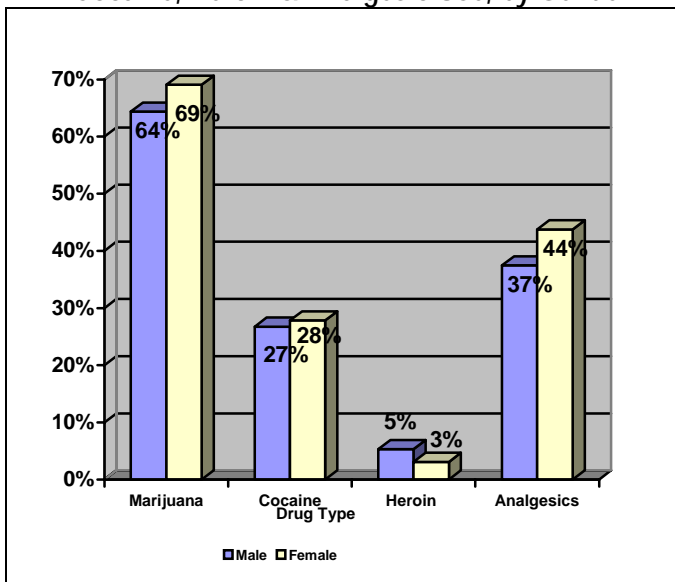
2005 Hunterdon County Resident Referrals from IDRC



Clients' Treatment/Self-Help History by Screening Score and Referral Status

Treatment/Self-Help History	N	% Clients with Treatment History who Scored 9 or more*	% Clients with Treatment History who had Referral Made
AA in Lifetime	154	77.9	79.9
Currently in AA	75	78.7	88.0
NA Lifetime	58	93.1	87.9
Currently in NA	12	100.0	100.0
Treatment in Lifetime	99	81.8	93.9
Currently in Treatment	36	83.3	91.7

Hunterdon County IDRC Clients' Lifetime Marijuana, Cocaine, Heroin & Analgesic Use, by Gender



* RIASI Screening Score (Research Institute on Addictions Self Inventory): A DUI offender screening instrument created for and used by the State of New York in its Stop DWI Programs. Included are 41 True/False questions and 8 multiple response questions, each worth 1 point each. The questions cover several factors of substance dependence: classic symptoms, family history, risk-taking behavior, psychological factors, interpersonal competence, health, and alcohol beliefs. It was considered a positive screen if the client scores a 9 or above.

Alcohol & Drug Abuse/Dependence by Demographics

	% Alcohol Abuse	% Alcohol Dependence	% Drug Abuse	% Drug Dependence
GENDER Male	65.9	19.3	12.1	4.3
Female	60.8	33.0	12.4	7.2
AGE <21	69.2	23.1	15.4	10.3
21-24	57.6	30.5	18.6	11.9
25-34	68.8	18.2	16.9	2.6
35-49	62.4	22.2	8.6	3.1
50 and Over	68.8	21.9	7.8	3.1
EDUCATION Less than high school	59.4	31.3	15.6	18.8
High school graduate	65.5	17.6	13.4	3.5
Some college	64.5	21.5	12.2	6.5
College graduate or higher	64.9	27.2	8.8	1.8
RACE/ETHNICITY White	64.4	22.2	11.5	4.7
Black	80.0	20.0	0.0	20.0
Hispanic	64.7	29.4	23.5	11.8
Other	50.0	33.3	25.0	0.0
EMPLOYMENT STATUS Employed Full-time	66.7	19.4	9.9	3.7
Employed part-time	66.7	24.4	13.3	8.9
Unemployed/other	56.8	33.3	18.5	7.4
INCOME Under \$10,000	68.4	26.3	23.7	7.9
\$10,000-24,999	59.4	21.9	14.1	9.4
\$25,000-34,999	55.6	25.0	2.8	8.3
\$35,000-49,999	62.9	25.8	25.8	1.6
\$50,000 +	68.8	21.2	6.9	3.7
OFFENSES 1 Lifetime Alcohol Offense on DMV Record	68.6	20.6	10.1	6.1
2 Lifetime Alcohol Offenses on DMV Record	62.2	24.4	16.7	2.2
3 or More Lifetime Alcohol Offenses on DMV Record	38.9	33.3	16.7	2.8

Hunterdon County IDRC Clients' Self-Reported Illicit Drug Use

	Lifetime	Past Year	Past 30 days
Marijuana	65.6	17.8	5.6
Cocaine	27.0	5.7	0.0
Heroin	4.8	1.3	0.0
Analgesic	39.1	19.6	5.1
Hallucinogen	16.1	1.0	0.3
Club Drugs	10.4	0.8	0.0
Tranquilizer	11.7	3.9	1.5
Sedative	16.7	6.9	2.8
Stimulant	11.8	2.0	0.8
Inhalant	7.0	0.5	0.0
Methamphetamine	10.2	0.8	0.0
Anabolic Steroids	1.0	0.3	0.0