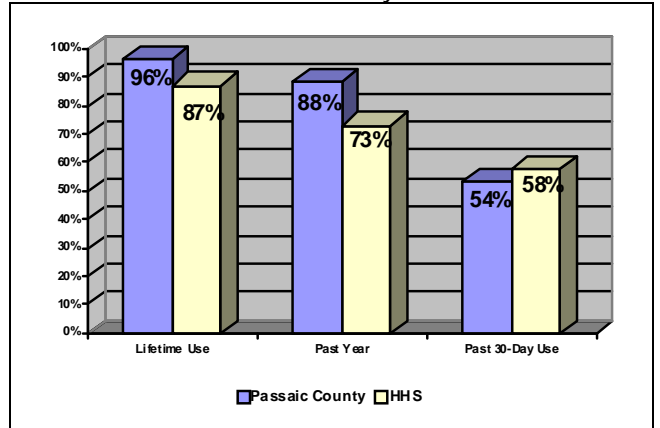


There were 964 Passaic County residents who went through the Intoxicated Driver Resource Center program in 2007. The following tables and graphs give demographic information about these clients. Clients' reported alcohol and other drug use characteristics are also described. Information was gathered from a mandatory self-administered questionnaire given during the IDRC classes and the counselors' screening/scoring forms.

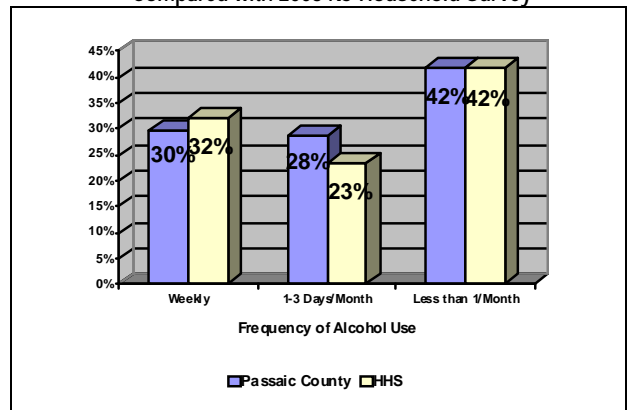
Passaic County IDRC Client Demographics

	N	%
Gender		
Male	809	83.9
Female	155	16.1
Age		
<21 (16-20)	101	10.5
21-24	157	16.3
25-34	275	28.5
35-49	297	30.8
50 and Over	134	13.9
Race/Ethnicity		
White (non-Hispanic)	510	55.1
Black (non-Hispanic)	50	5.4
Hispanic	335	36.2
Other	31	3.6
Education		
Less than High School	171	19.1
High School Graduate	348	38.9
Some College	229	25.6
College Graduate or Higher	146	16.3
Marital Status		
Single	476	52.3
Married	233	25.6
Divorced/Separated/Other	201	22.1
Household Income		
Under \$25,000	305	33.9
\$25,000-34,999	160	17.8
\$35,000-49,999	146	16.2
Over \$50,000	288	32.0
Employment Status		
Full-Time	646	70.5
Part-Time	107	11.7
Unemployed/Other	163	17.8

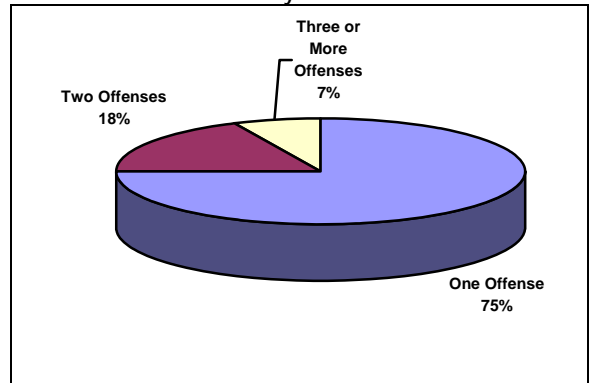
Alcohol Use by Passaic County IDRC Clients Compared with 2003 NJ Household Survey



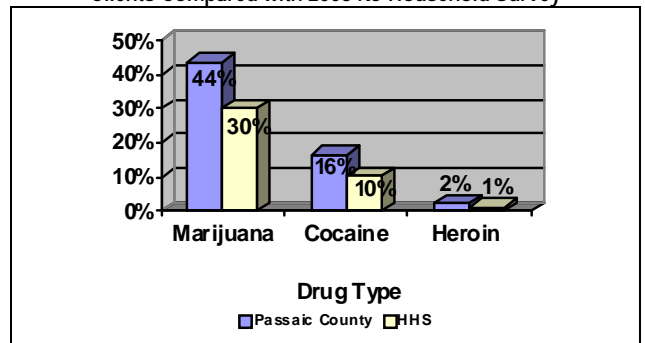
Frequency of Alcohol Use by Passaic County IDRC Clients Compared with 2003 NJ Household Survey



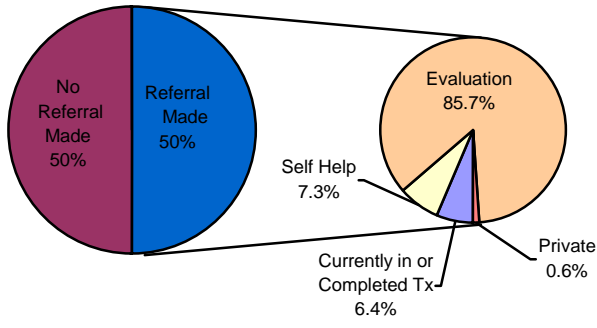
Number of Alcohol-Related Offenses on DMV Records of Passaic County IDRC Clients



Lifetime Marijuana, Cocaine and Heroin Use by Passaic County IDRC Clients Compared with 2003 NJ Household Survey



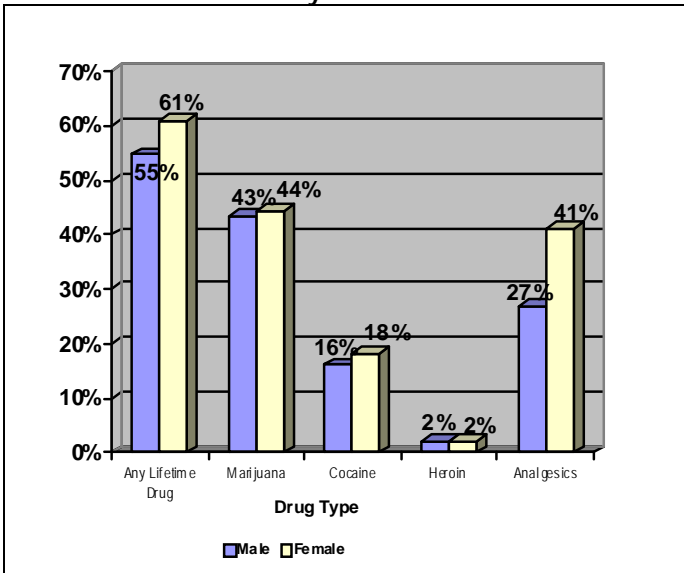
2007 Passaic County Resident Referrals from IDRC



Clients' Treatment/Self-Help History by Screening Score and Referral Status

Treatment/Self-Help History	N	% Clients with Treatment History who Scored 9 or more*	% Clients with Treatment History who had Referral Made
AA in Lifetime	187	69.0	87.7
Currently in AA	92	75.0	92.4
NA Lifetime	85	77.7	87.1
Currently in NA	26	88.5	88.5
Treatment in Lifetime	131	74.1	92.4
Currently in Treatment	51	72.6	84.3

Passaic County IDRC Clients' Lifetime Drug Use including Marijuana, Cocaine, Heroin & Analgesic Use, by Gender



Passaic County IDRC Clients' Demographic Criteria by Referral, Lifetime Drug Use, Two or More Offenses, Tobacco Use and Screening Score Cutoff

	Referral Made	Lifetime Drug	2 or more Offenses	Use Tobacco Products	Screening Score Above Cutoff	
GENDER	Male	50.7	54.6	26.3	47.8	47.2
	Female	45.8	60.7	15.6	54.2	38.1
AGE	<21	61.4	67.3	6.9	58.0	56.4
	21-24	43.3	60.5	10.8	59.2	41.4
	25-34	40.4	51.3	20.8	46.8	47.3
	35-49	54.6	57.9	33.9	46.0	45.5
	50 and Over	58.2	44.8	41.0	39.4	40.3
EDUCATION	Less than high school	45.6	40.9	21.1	41.3	57.9
	High school graduate	55.2	63.8	29.6	54.9	50.9
	Some college	46.7	60.3	18.4	54.2	38.4
	College graduate or higher	45.9	60.3	22.1	38.4	33.6
RACE/ETHNICITY	White	57.3	67.1	28.9	58.3	43.9
	Black	38.0	70.0	14.0	58.0	56.0
	Hispanic	41.2	39.7	18.5	32.2	49.0
	Other	38.7	51.6	25.8	58.1	51.6
EMPLOYMENT STATUS	Employed Full-time	46.4	55.6	24.8	47.7	44.1
	Employed part-time	55.1	63.6	17.8	52.3	50.5
	Unemployed/other	62.0	60.7	27.6	54.6	54.0
INCOME	Under \$25,000	52.1	50.8	22.6	48.8	51.5
	\$25,000-34,999	47.5	51.9	28.1	45.6	44.4
	\$35,000-49,999	52.1	60.3	28.8	56.9	48.0
	\$50,000 +	48.6	66.3	23.1	49.5	41.3

Passaic County IDRC Clients' Self-Reported Illicit Drug Use

	Lifetime	Past Year	Past 30 days
Marijuana	43.5	16.7	3.6
Cocaine	16.4	4.6	0.8
Heroin	2.1	0.8	0.1
Analgesic	29.1	19.8	8.3
Hallucinogen	7.9	0.7	0.1
Club Drugs	7.5	2.3	0.5
Tranquilizer	6.6	3.5	1.3
Sedative	11.4	8.5	3.9
Stimulant	3.9	1.1	0.4
Inhalant	3.1	0.8	0.3
Methamphetamine	2.7	0.5	0.1
Anabolic Steroids	1.9	0.7	0.4