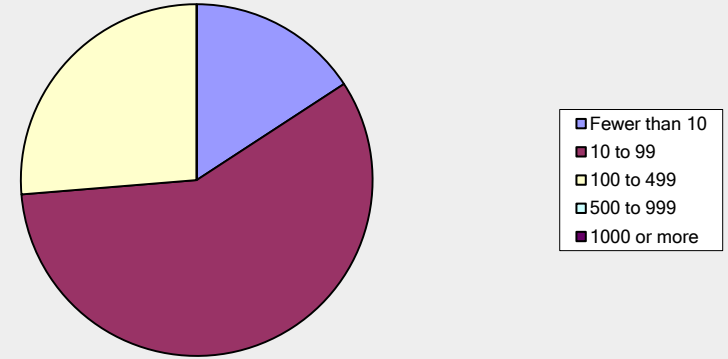


New Jersey Business Pulse

Please indicate the New Jersey employment of your firm:

Answer Options	Response Percent	Response Count
Fewer than 10	15.8%	3
10 to 99	57.9%	11
100 to 499	26.3%	5
500 to 999	0.0%	0
1000 or more	0.0%	0
<i>answered question</i>		19
<i>skipped question</i>		0

Please indicate the New Jersey employment of your firm:

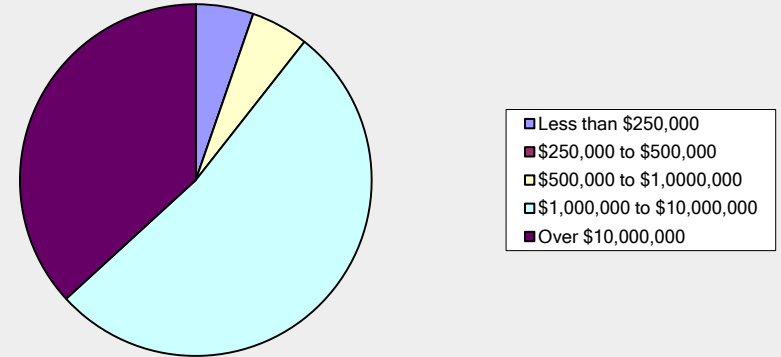


New Jersey Business Pulse

Please indicate the annual New Jersey revenues of your firm:

Answer Options	Response Percent	Response Count
Less than \$250,000	5.3%	1
\$250,000 to \$500,000	0.0%	0
\$500,000 to \$1,000,000	5.3%	1
\$1,000,000 to \$10,000,000	52.6%	10
Over \$10,000,000	36.8%	7
<i>answered question</i>		19
<i>skipped question</i>		0

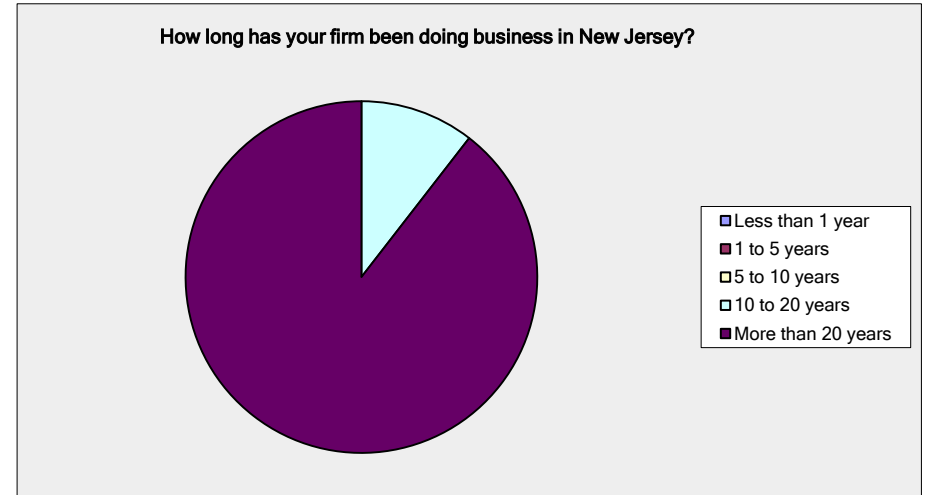
Please indicate the annual New Jersey revenues of your firm:



New Jersey Business Pulse

How long has your firm been doing business in New Jersey?

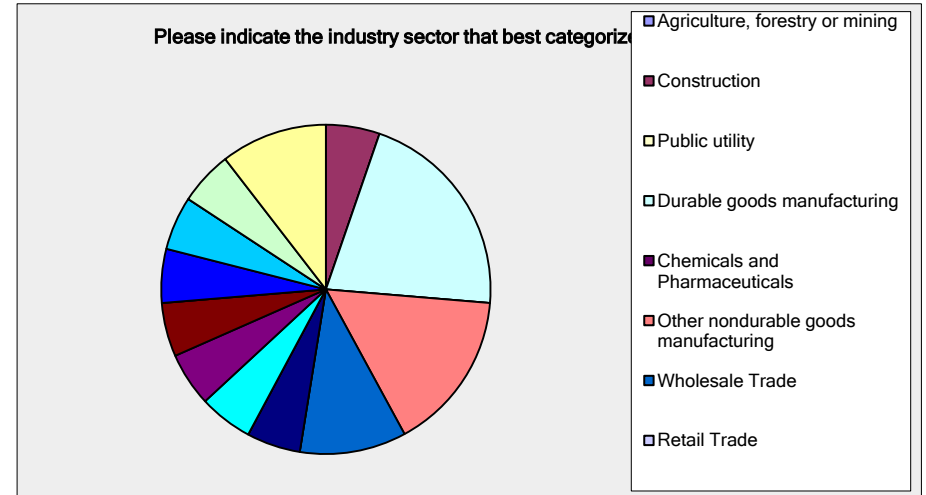
Answer Options	Response Percent	Response Count
Less than 1 year	0.0%	0
1 to 5 years	0.0%	0
5 to 10 years	0.0%	0
10 to 20 years	10.5%	2
More than 20 years	89.5%	17
<i>answered question</i>		19
<i>skipped question</i>		0



New Jersey Business Pulse

Please indicate the industry sector that best categorizes your company:

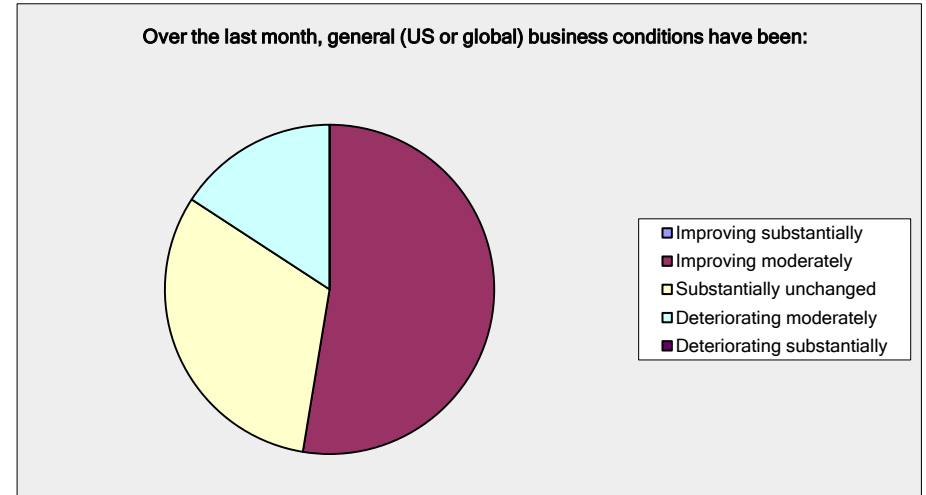
Answer Options	Response Percent	Response Count
Agriculture, forestry or mining	0.0%	0
Construction	5.3%	1
Public utility	0.0%	0
Durable goods manufacturing	21.1%	4
Chemicals and Pharmaceuticals	0.0%	0
Other nondurable goods manufacturing	15.8%	3
Wholesale Trade	10.5%	2
Retail Trade	0.0%	0
Transportation and warehousing	5.3%	1
Information (including broadcasting and	0.0%	0
Finance and Insurance	0.0%	0
Real Estate	5.3%	1
Professional, scientific and technical services	5.3%	1
Consulting	5.3%	1
Administrative and office services (including waste	0.0%	0
Education	5.3%	1
Health Care and social services	5.3%	1
Arts, entertainment and recreation	0.0%	0
Accommodation and food services	5.3%	1
Other	10.5%	2
answered question		19
skipped question		0



New Jersey Business Pulse

Over the last month, general (US or global) business conditions have been:

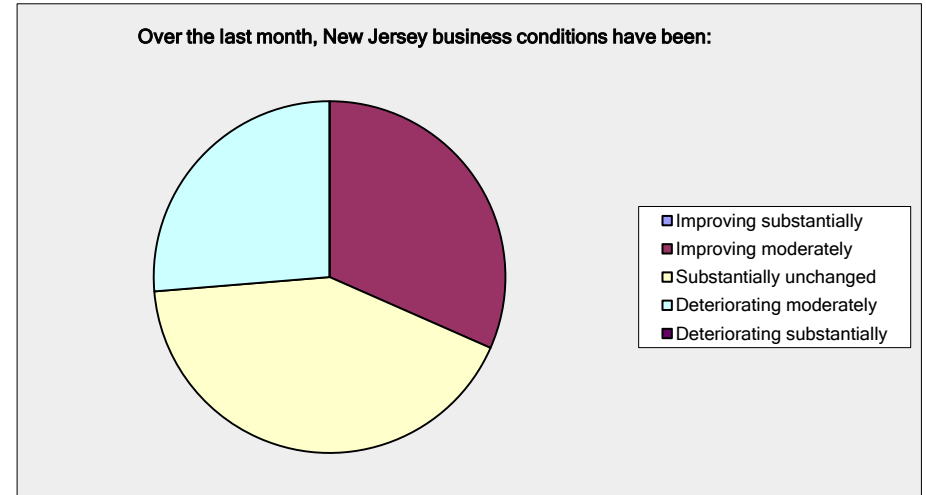
Answer Options	Response Percent	Response Count
Improving substantially	0.0%	0
Improving moderately	52.6%	10
Substantially unchanged	31.6%	6
Deteriorating moderately	15.8%	3
Deteriorating substantially	0.0%	0
<i>answered question</i>		19
<i>skipped question</i>		0



New Jersey Business Pulse

Over the last month, New Jersey business conditions have been:

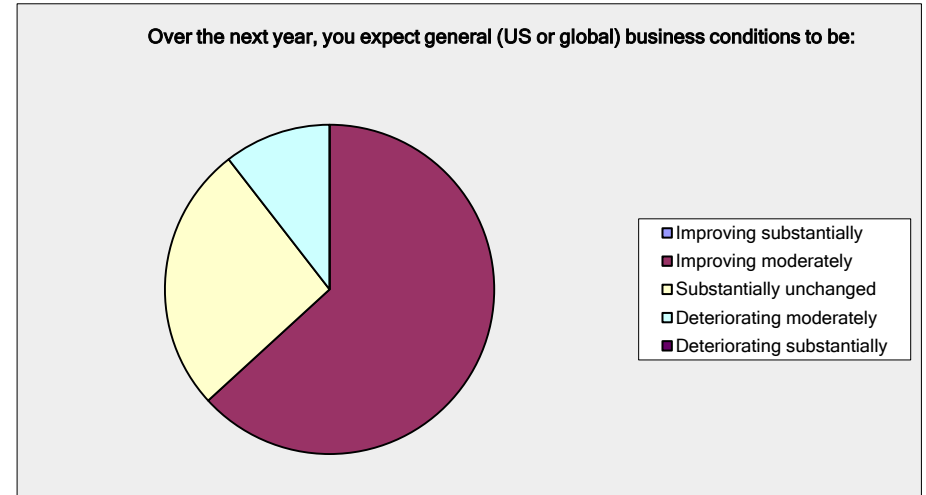
Answer Options	Response Percent	Response Count
Improving substantially	0.0%	0
Improving moderately	31.6%	6
Substantially unchanged	42.1%	8
Deteriorating moderately	26.3%	5
Deteriorating substantially	0.0%	0
<i>answered question</i>		19
<i>skipped question</i>		0



New Jersey Business Pulse

Over the next year, you expect general (US or global) business conditions to be:

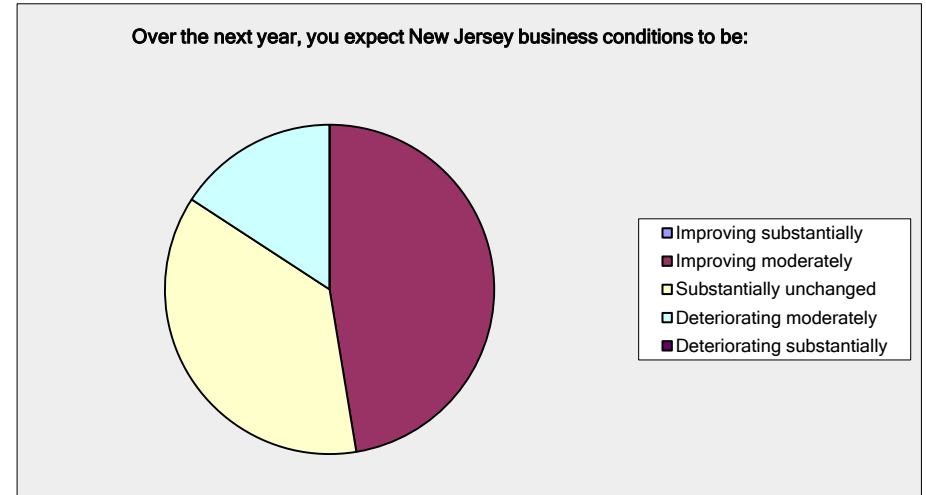
Answer Options	Response Percent	Response Count
Improving substantially	0.0%	0
Improving moderately	63.2%	12
Substantially unchanged	26.3%	5
Deteriorating moderately	10.5%	2
Deteriorating substantially	0.0%	0
<i>answered question</i>		19
<i>skipped question</i>		0



New Jersey Business Pulse

Over the next year, you expect New Jersey business conditions to be:

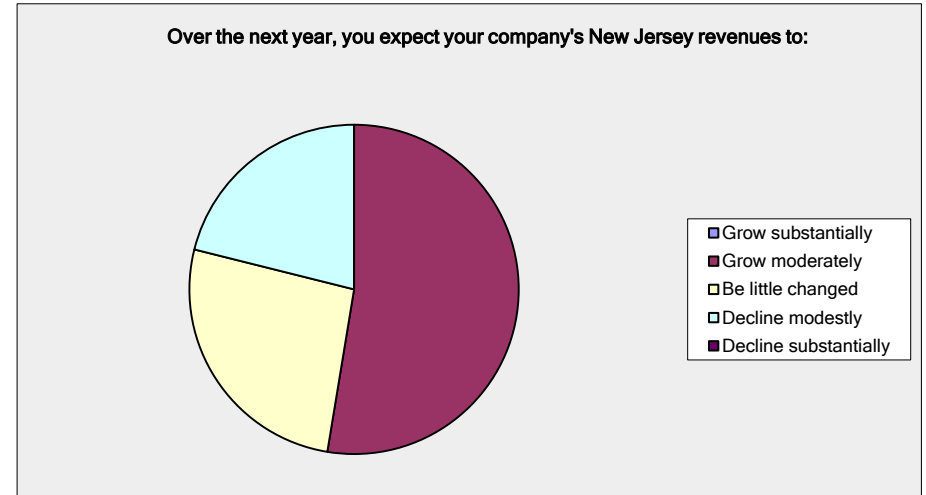
Answer Options	Response Percent	Response Count
Improving substantially	0.0%	0
Improving moderately	47.4%	9
Substantially unchanged	36.8%	7
Deteriorating moderately	15.8%	3
Deteriorating substantially	0.0%	0
<i>answered question</i>		19
<i>skipped question</i>		0



New Jersey Business Pulse

Over the next year, you expect your company's New Jersey revenues to:

Answer Options	Response Percent	Response Count
Grow substantially	0.0%	0
Grow moderately	52.6%	10
Be little changed	26.3%	5
Decline modestly	21.1%	4
Decline substantially	0.0%	0
<i>answered question</i>		19
<i>skipped question</i>		0

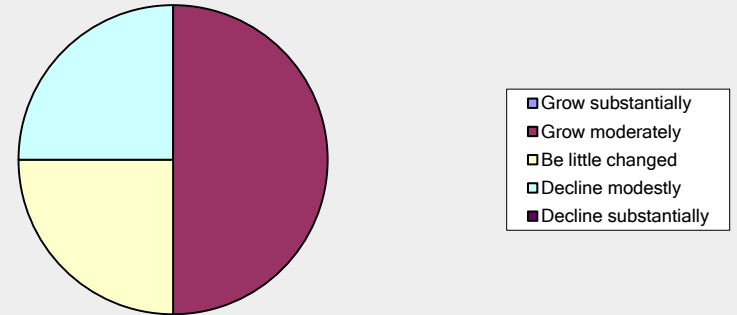


New Jersey Business Pulse

Over the next year, you expect your company's revenues outside of New Jersey to:
(Please skip if your company has no establishments outside of New Jersey.)

Answer Options	Response Percent	Response Count
Grow substantially	0.0%	0
Grow moderately	50.0%	4
Be little changed	25.0%	2
Decline modestly	25.0%	2
Decline substantially	0.0%	0
<i>answered question</i>		8
<i>skipped question</i>		11

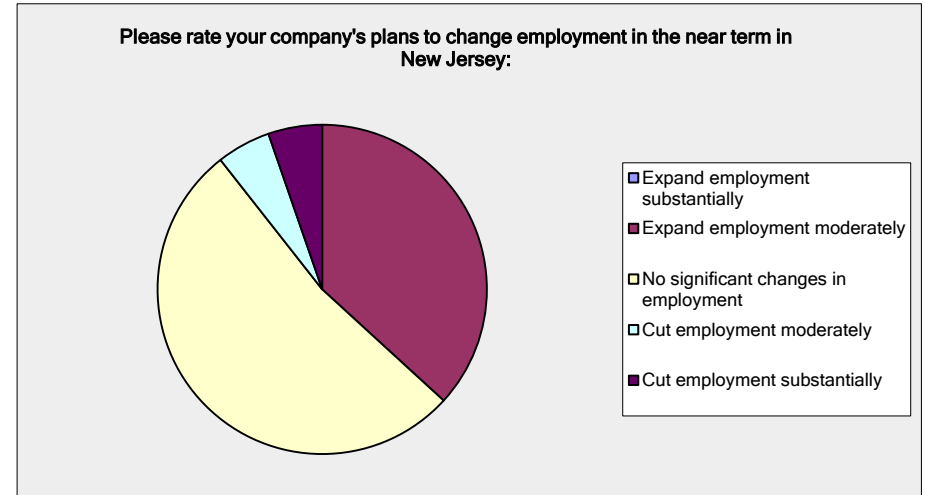
Over the next year, you expect your company's revenues outside of New Jersey to: (Please skip if your company has no establishments outside of New Jersey.)



New Jersey Business Pulse

Please rate your company's plans to change employment in the near term in New Jersey:

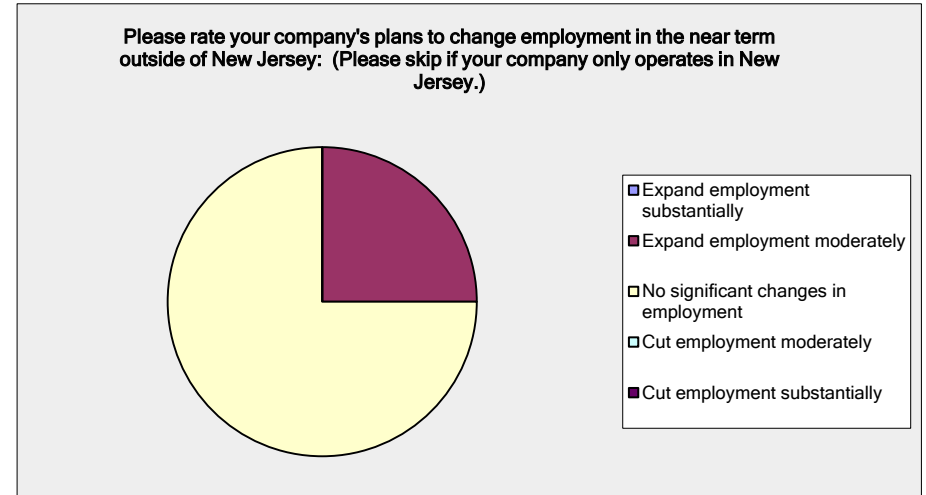
Answer Options	Response Percent	Response Count
Expand employment substantially	0.0%	0
Expand employment moderately	36.8%	7
No significant changes in employment	52.6%	10
Cut employment moderately	5.3%	1
Cut employment substantially	5.3%	1
<i>answered question</i>		19
<i>skipped question</i>		0



New Jersey Business Pulse

Please rate your company's plans to change employment in the near term outside of New Jersey: (Please skip if your company only operates in New Jersey.)

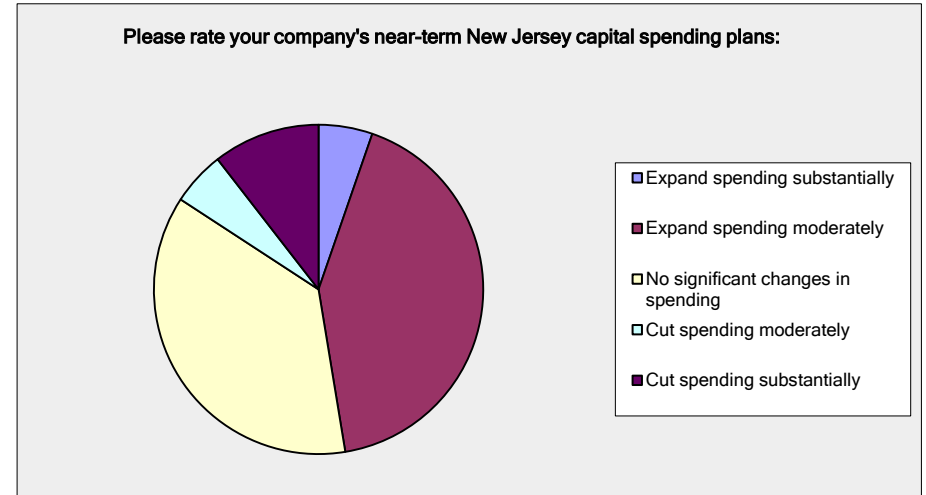
Answer Options	Response Percent	Response Count
Expand employment substantially	0.0%	0
Expand employment moderately	25.0%	2
No significant changes in employment	75.0%	6
Cut employment moderately	0.0%	0
Cut employment substantially	0.0%	0
<i>answered question</i>		8
<i>skipped question</i>		11



New Jersey Business Pulse

Please rate your company's near-term New Jersey capital spending plans:

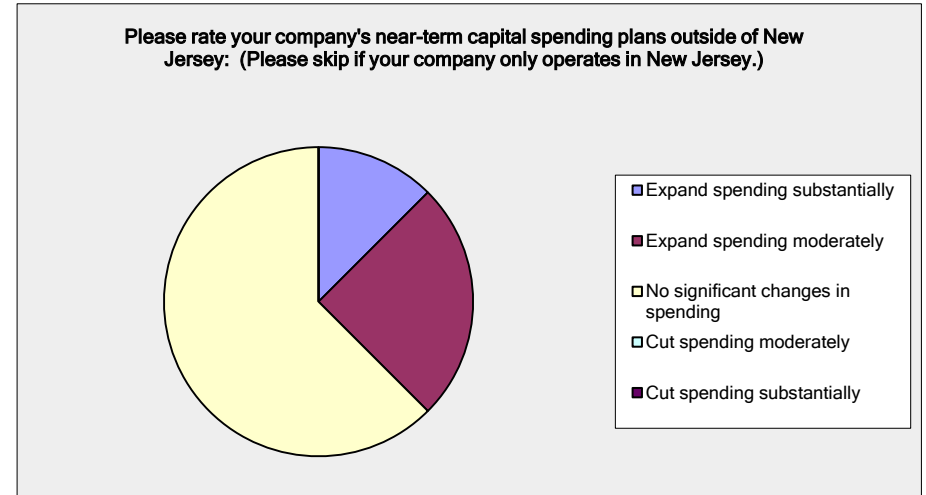
Answer Options	Response Percent	Response Count
Expand spending substantially	5.3%	1
Expand spending moderately	42.1%	8
No significant changes in spending	36.8%	7
Cut spending moderately	5.3%	1
Cut spending substantially	10.5%	2
<i>answered question</i>		19
<i>skipped question</i>		0



New Jersey Business Pulse

Please rate your company's near-term capital spending plans outside of New Jersey:
(Please skip if your company only operates in New Jersey.)

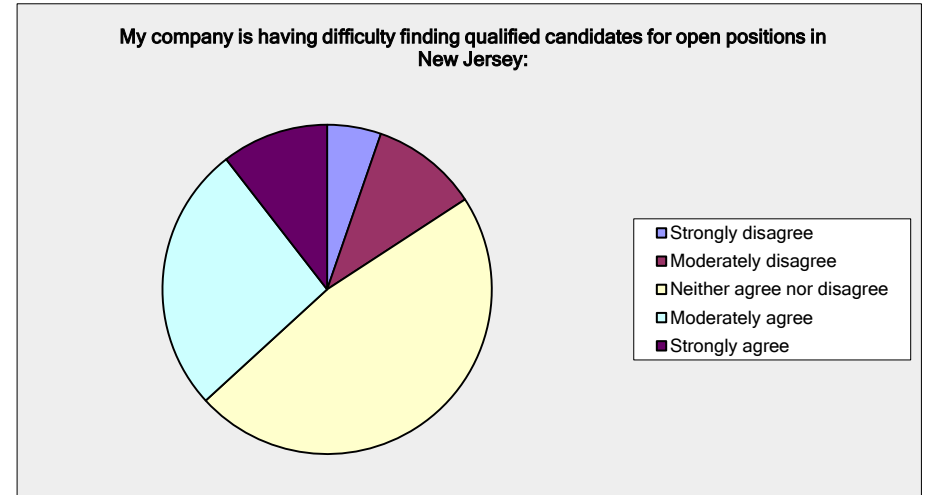
Answer Options	Response Percent	Response Count
Expand spending substantially	12.5%	1
Expand spending moderately	25.0%	2
No significant changes in spending	62.5%	5
Cut spending moderately	0.0%	0
Cut spending substantially	0.0%	0
<i>answered question</i>		8
<i>skipped question</i>		11



New Jersey Business Pulse

My company is having difficulty finding qualified candidates for open positions in New Jersey:

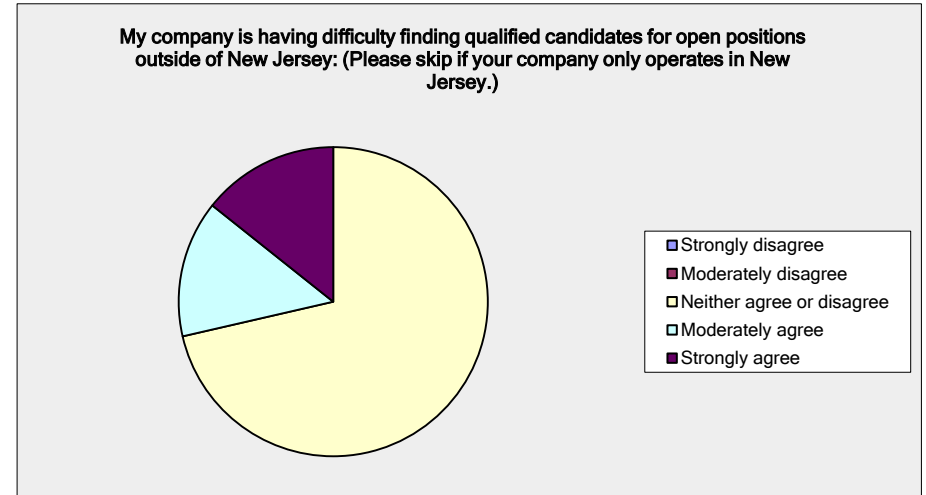
Answer Options	Response Percent	Response Count
Strongly disagree	5.3%	1
Moderately disagree	10.5%	2
Neither agree nor disagree	47.4%	9
Moderately agree	26.3%	5
Strongly agree	10.5%	2
<i>answered question</i>		19
<i>skipped question</i>		0



New Jersey Business Pulse

My company is having difficulty finding qualified candidates for open positions outside of New Jersey: (Please skip if your company only operates in New Jersey.)

Answer Options	Response Percent	Response Count
Strongly disagree	0.0%	0
Moderately disagree	0.0%	0
Neither agree or disagree	71.4%	5
Moderately agree	14.3%	1
Strongly agree	14.3%	1
<i>answered question</i>		7
<i>skipped question</i>		12

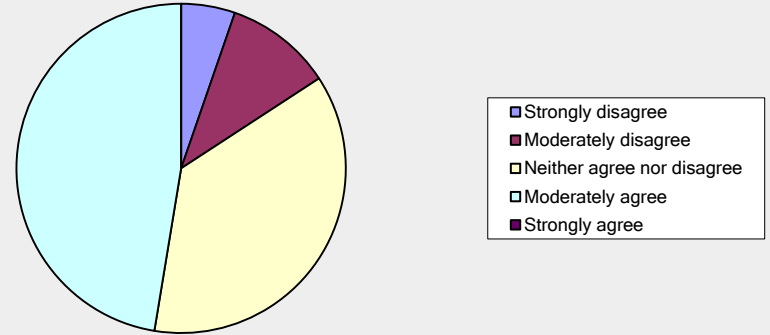


New Jersey Business Pulse

My company has recently increased the prices it charges its customers:

Answer Options	Response Percent	Response Count
Strongly disagree	5.3%	1
Moderately disagree	10.5%	2
Neither agree nor disagree	36.8%	7
Moderately agree	47.4%	9
Strongly agree	0.0%	0
<i>answered question</i>		19
<i>skipped question</i>		0

My company has recently increased the prices it charges its customers:



New Jersey Business Pulse

My company has recently paid more for the products and services it uses:

Answer Options	Response Percent	Response Count
Strongly disagree	0.0%	0
Moderately disagree	0.0%	0
Neither agree nor disagree	15.8%	3
Moderately agree	73.7%	14
Strongly agree	10.5%	2
<i>answered question</i>		19
<i>skipped question</i>		0

