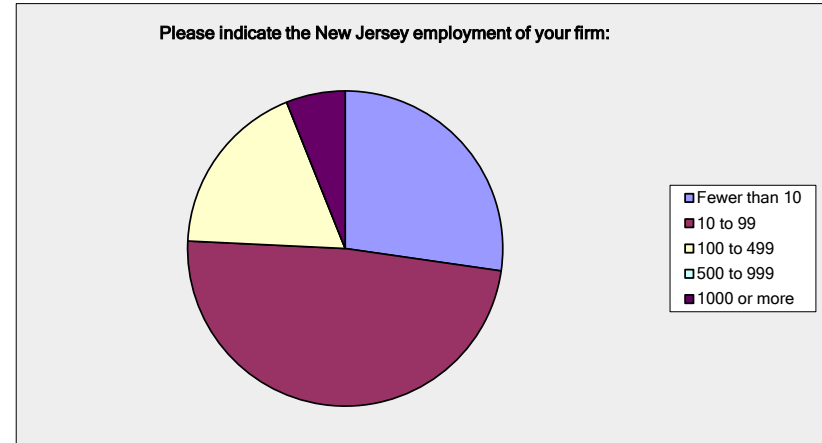


New Jersey Business Pulse June

Please indicate the New Jersey employment of your firm:

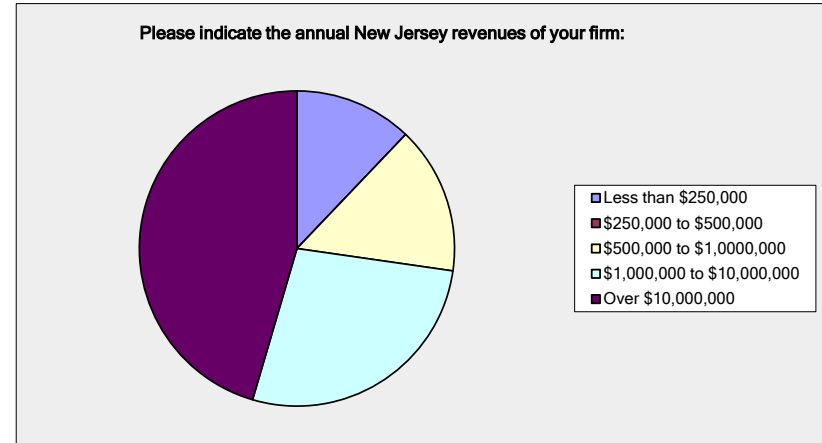
Answer Options	Response Percent	Response Count
Fewer than 10	27.3%	9
10 to 99	48.5%	16
100 to 499	18.2%	6
500 to 999	0.0%	0
1000 or more	6.1%	2
<i>answered question</i>		33
<i>skipped question</i>		0



New Jersey Business Pulse June

Please indicate the annual New Jersey revenues of your firm:

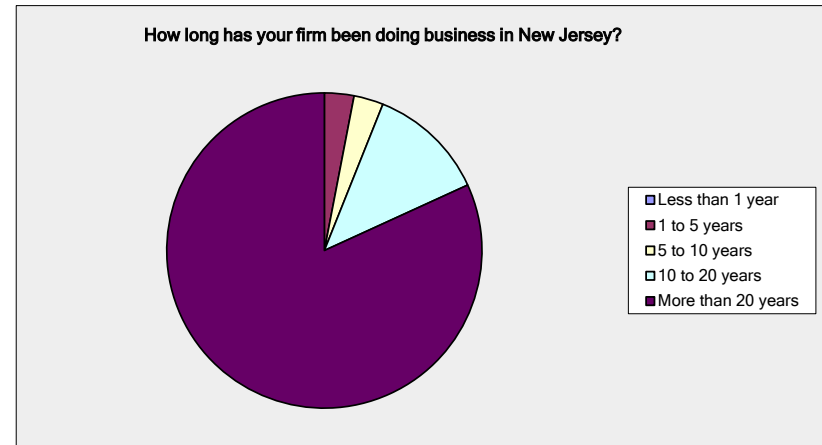
Answer Options	Response Percent	Response Count
Less than \$250,000	12.1%	4
\$250,000 to \$500,000	0.0%	0
\$500,000 to \$1,000,000	15.2%	5
\$1,000,000 to \$10,000,000	27.3%	9
Over \$10,000,000	45.5%	15
<i>answered question</i>		33
<i>skipped question</i>		0



New Jersey Business Pulse June

How long has your firm been doing business in New Jersey?

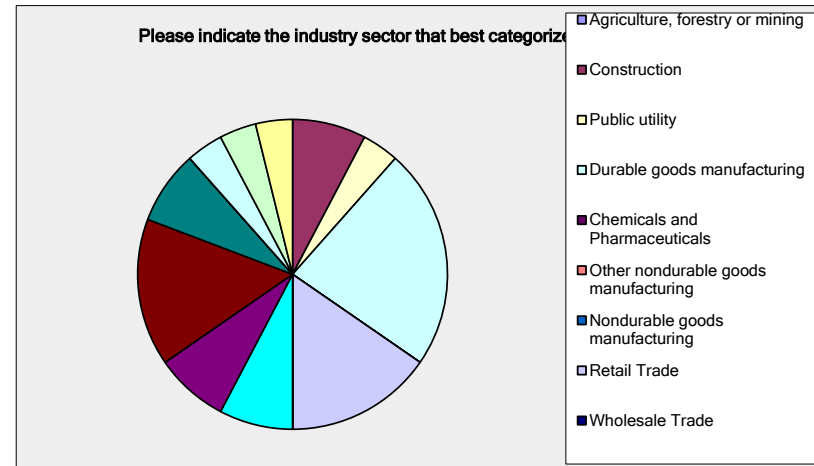
Answer Options	Response Percent	Response Count
Less than 1 year	0.0%	0
1 to 5 years	3.0%	1
5 to 10 years	3.0%	1
10 to 20 years	12.1%	4
More than 20 years	81.8%	27
<i>answered question</i>		33
<i>skipped question</i>		0



New Jersey Business Pulse June

Please indicate the industry sector that best categorizes your company:

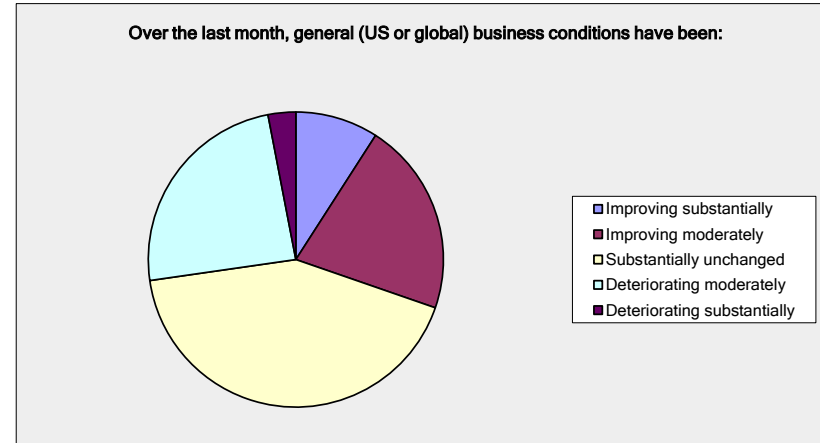
Answer Options	Response Percent	Response Count
Agriculture, forestry or mining	0.0%	0
Construction	6.1%	2
Public utility	3.0%	1
Durable goods manufacturing	18.2%	6
Chemicals and Pharmaceuticals	0.0%	0
Other nondurable goods manufacturing	0.0%	0
Nondurable goods manufacturing	0.0%	0
Retail Trade	12.1%	4
Wholesale Trade	0.0%	0
Transportation and warehousing	0.0%	0
Information (including broadcasting and	0.0%	0
Finance and Insurance	6.1%	2
Real Estate	6.1%	2
Professional, scientific and technical services	12.1%	4
Consulting	6.1%	2
Administrative and office services (including waste	0.0%	0
Education	0.0%	0
Health Care and social services	3.0%	1
Arts, entertainment and recreation	3.0%	1
Accommodation and food services	3.0%	1
Other	21.2%	7
answered question		33
skipped question		0



New Jersey Business Pulse June

Over the last month, general (US or global) business conditions have been:

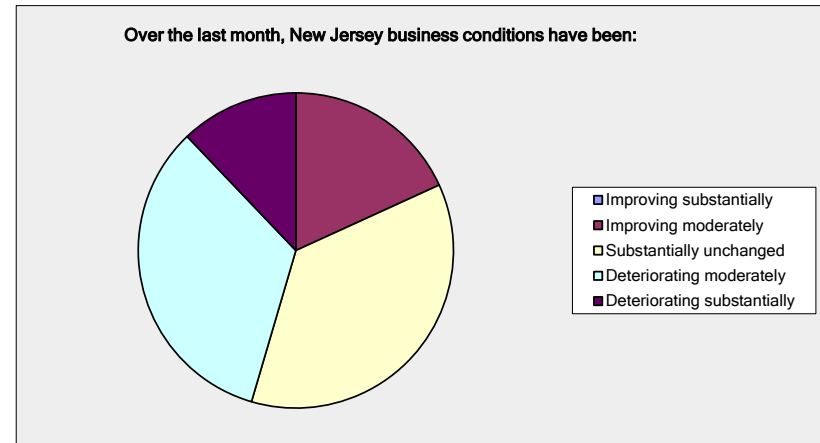
Answer Options	Response Percent	Response Count
Improving substantially	9.1%	3
Improving moderately	21.2%	7
Substantially unchanged	42.4%	14
Deteriorating moderately	24.2%	8
Deteriorating substantially	3.0%	1
<i>answered question</i>		33
<i>skipped question</i>		0



New Jersey Business Pulse June

Over the last month, New Jersey business conditions have been:

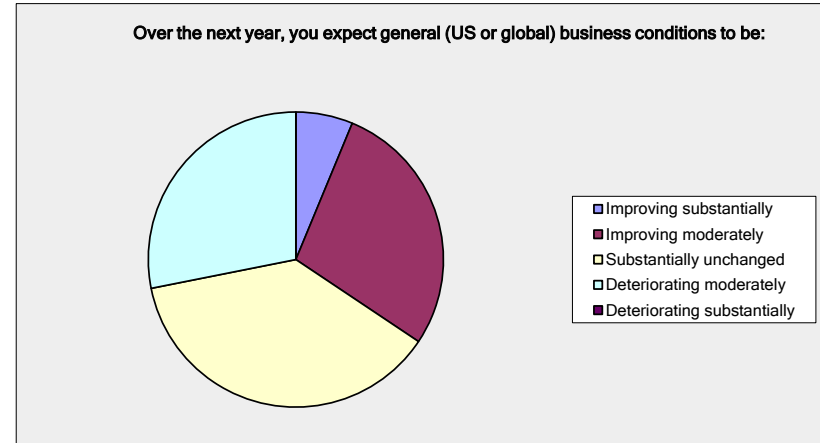
Answer Options	Response Percent	Response Count
Improving substantially	0.0%	0
Improving moderately	18.2%	6
Substantially unchanged	36.4%	12
Deteriorating moderately	33.3%	11
Deteriorating substantially	12.1%	4
<i>answered question</i>		33
<i>skipped question</i>		0



New Jersey Business Pulse June

Over the next year, you expect general (US or global) business conditions to be:

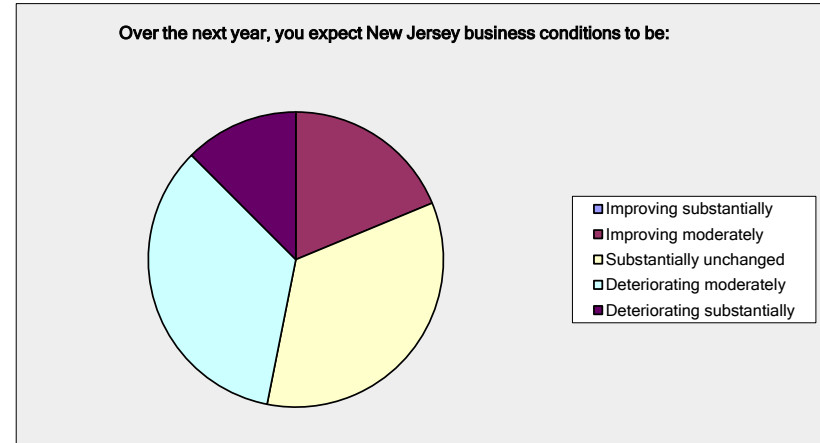
Answer Options	Response Percent	Response Count
Improving substantially	6.3%	2
Improving moderately	28.1%	9
Substantially unchanged	37.5%	12
Deteriorating moderately	28.1%	9
Deteriorating substantially	0.0%	0
<i>answered question</i>		32
<i>skipped question</i>		1



New Jersey Business Pulse June

Over the next year, you expect New Jersey business conditions to be:

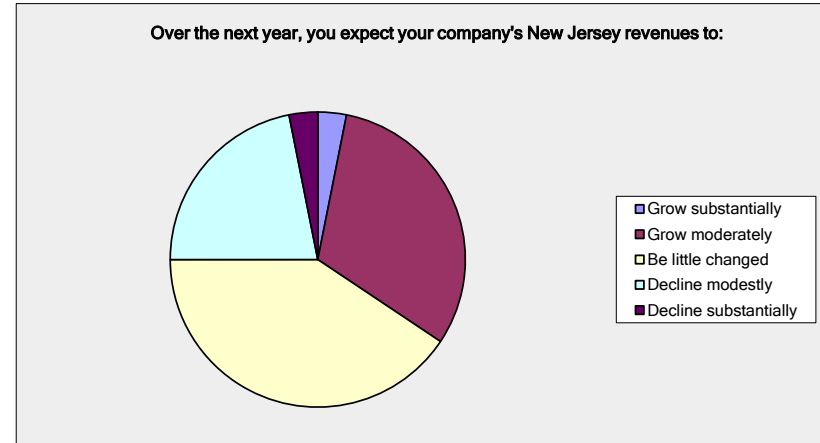
Answer Options	Response Percent	Response Count
Improving substantially	0.0%	0
Improving moderately	18.8%	6
Substantially unchanged	34.4%	11
Deteriorating moderately	34.4%	11
Deteriorating substantially	12.5%	4
<i>answered question</i>		32
<i>skipped question</i>		1



New Jersey Business Pulse June

Over the next year, you expect your company's New Jersey revenues to:

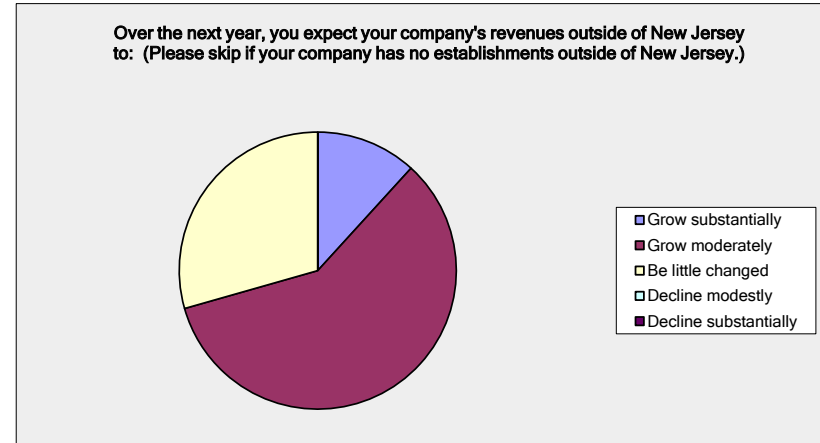
Answer Options	Response Percent	Response Count
Grow substantially	3.1%	1
Grow moderately	31.3%	10
Be little changed	40.6%	13
Decline modestly	21.9%	7
Decline substantially	3.1%	1
answered question		32
skipped question		1



New Jersey Business Pulse June

Over the next year, you expect your company's revenues outside of New Jersey to:
(Please skip if your company has no establishments outside of New Jersey.)

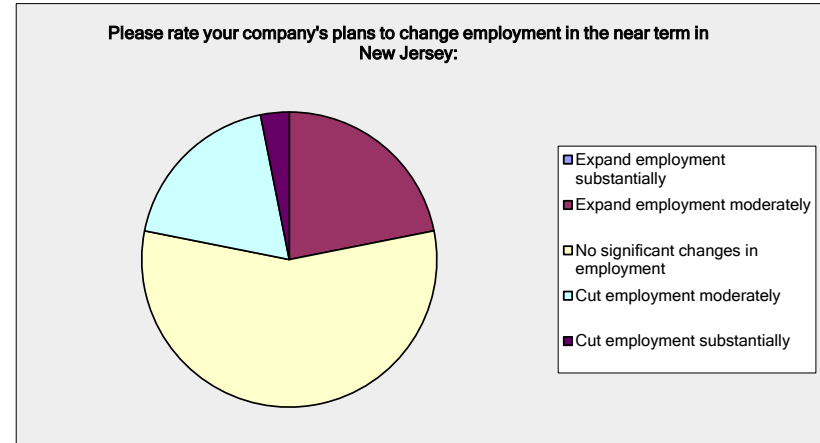
Answer Options	Response Percent	Response Count
Grow substantially	11.8%	2
Grow moderately	58.8%	10
Be little changed	29.4%	5
Decline modestly	0.0%	0
Decline substantially	0.0%	0
<i>answered question</i>		17
<i>skipped question</i>		16



New Jersey Business Pulse June

Please rate your company's plans to change employment in the near term in New Jersey:

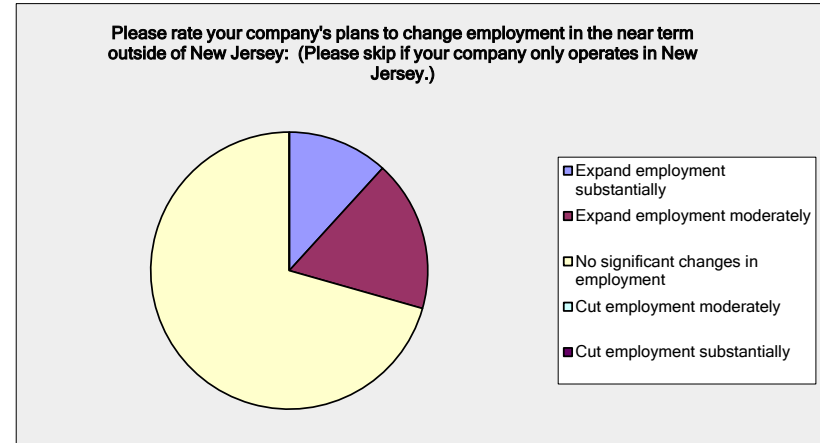
Answer Options	Response Percent	Response Count
Expand employment substantially	0.0%	0
Expand employment moderately	21.9%	7
No significant changes in employment	56.3%	18
Cut employment moderately	18.8%	6
Cut employment substantially	3.1%	1
<i>answered question</i>		32
<i>skipped question</i>		1



New Jersey Business Pulse June

Please rate your company's plans to change employment in the near term outside of New Jersey: (Please skip if your company only operates in New Jersey.)

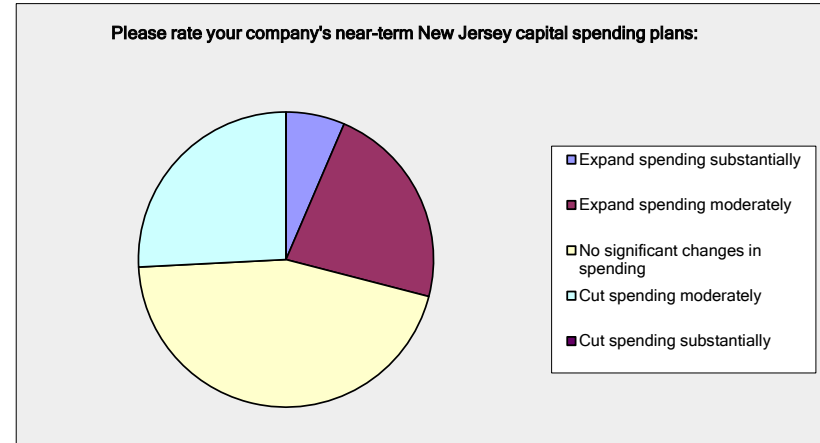
Answer Options	Response Percent	Response Count
Expand employment substantially	11.8%	2
Expand employment moderately	17.7%	3
No significant changes in employment	70.6%	12
Cut employment moderately	0.0%	0
Cut employment substantially	0.0%	0
<i>answered question</i>		17
<i>skipped question</i>		16



New Jersey Business Pulse June

Please rate your company's near-term New Jersey capital spending plans:

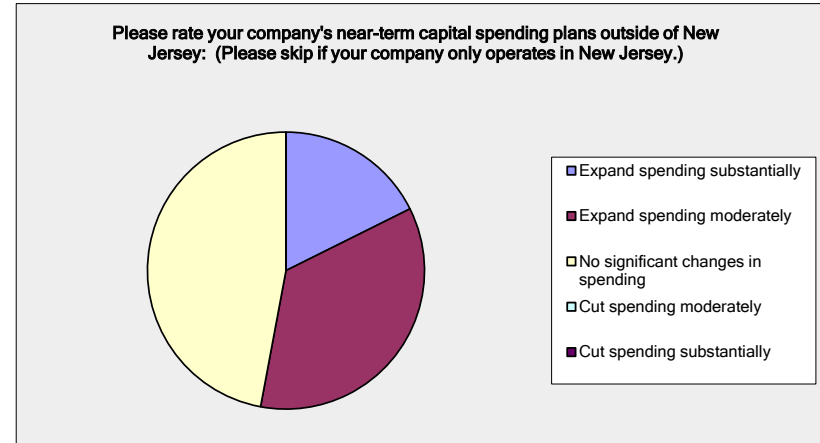
Answer Options	Response Percent	Response Count
Expand spending substantially	6.5%	2
Expand spending moderately	22.6%	7
No significant changes in spending	45.2%	14
Cut spending moderately	25.8%	8
Cut spending substantially	0.0%	0
<i>answered question</i>		31
<i>skipped question</i>		2



New Jersey Business Pulse June

Please rate your company's near-term capital spending plans outside of New Jersey:
(Please skip if your company only operates in New Jersey.)

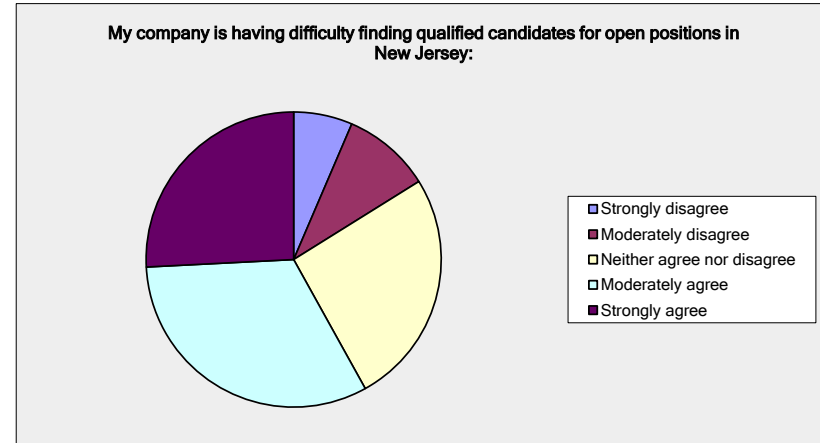
Answer Options	Response Percent	Response Count
Expand spending substantially	17.7%	3
Expand spending moderately	35.3%	6
No significant changes in spending	47.1%	8
Cut spending moderately	0.0%	0
Cut spending substantially	0.0%	0
<i>answered question</i>		17
<i>skipped question</i>		16



New Jersey Business Pulse June

My company is having difficulty finding qualified candidates for open positions in New Jersey:

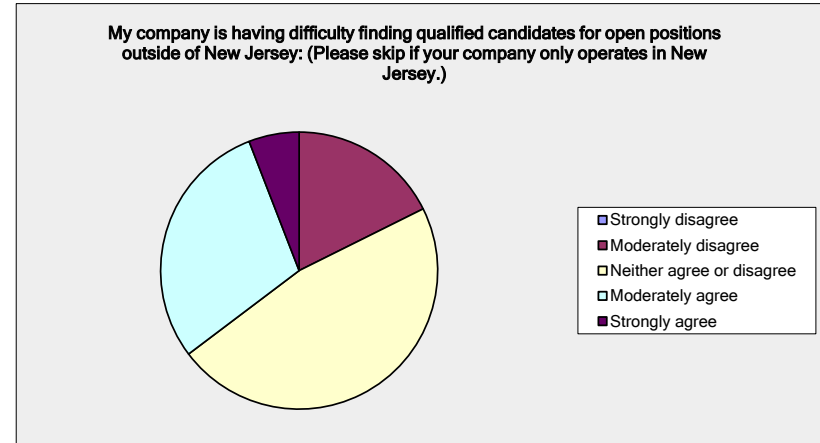
Answer Options	Response Percent	Response Count
Strongly disagree	6.5%	2
Moderately disagree	9.7%	3
Neither agree nor disagree	25.8%	8
Moderately agree	32.3%	10
Strongly agree	25.8%	8
<i>answered question</i>		31
<i>skipped question</i>		2



New Jersey Business Pulse June

My company is having difficulty finding qualified candidates for open positions outside of New Jersey: (Please skip if your company only operates in New Jersey.)

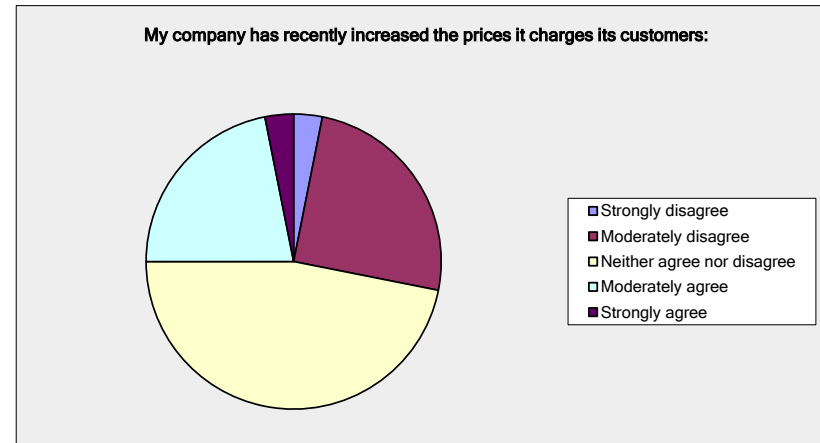
Answer Options	Response Percent	Response Count
Strongly disagree	0.0%	0
Moderately disagree	17.7%	3
Neither agree or disagree	47.1%	8
Moderately agree	29.4%	5
Strongly agree	5.9%	1
<i>answered question</i>		17
<i>skipped question</i>		16



New Jersey Business Pulse June

My company has recently increased the prices it charges its customers:

Answer Options	Response Percent	Response Count
Strongly disagree	3.1%	1
Moderately disagree	25.0%	8
Neither agree nor disagree	46.9%	15
Moderately agree	21.9%	7
Strongly agree	3.1%	1
<i>answered question</i>		32
<i>skipped question</i>		1



New Jersey Business Pulse June

My company has recently paid more for the products and services it uses:

Answer Options	Response Percent	Response Count
Strongly disagree	0.0%	0
Moderately disagree	6.7%	2
Neither agree nor disagree	23.3%	7
Moderately agree	60.0%	18
Strongly agree	10.0%	3
answered question		30
skipped question		3

