


2012

ABSTRACT OF RATABLES CAPE MAY COUNTY



BOARD OF TAXATION

JOHN SNYDER, *President*

LU ANN WOWKANECH, *Commissioner*

ELIZABETH A. BARRY, *Commissioner*

JAMES CAFIERO, JR., *Commissioner*

JOHN A. MCCANN, *Commissioner*

G. R. BROWN, 3rd, *County Tax Administrator*

2012

CAPE MAY COUNTY TAX ASSESSORS

TAXING DISTRICT	ASSESSORS	P. O. ADDRESS	TELEPHONE
1. Avalon Borough	Jeffrey R. Hesley	Borough Hall	967-5754
2. Cape May City	Michael Jones	City Hall	884-9545
3. Cape May Point Borough	Michael Jones	Municipal Hall	884-0269
4. Dennis Township	Patricia A. Sutton	Dennisville	861-9704
5. Lower Township	Arthur E. Amonette	2600 Bayshore Rd., Villas	886-2005
6. Middle Township	Lee Ann Russ	Cape May Court House	465-8726
7. North Wildwood City	Lou Belasco, Jr.	City Hall	522-2030
8. Ocean City	Joseph Elliott	City Hall	525-9374
9. Sea Isle City	Art Berrodin	City Hall	263-4461
10. Stone Harbor Borough	Margaret Slavin	Borough Hall	368-6812
11. Upper Township	Megan McAfee	Municipal Hall	628-2011
12. West Cape May Borough	Arthur E. Amonette	Borough Hall	884-1005
13. West Wildwood Borough	Joseph M. Gallagher	Borough Hall	522-4845
14. Wildwood City	Jason Hesley	City Hall	522-2444
15. Wildwood Crest Borough	Jason Hesley	Borough Hall	522-3891
16. Woodbine Borough	John H. Miller	Borough Hall	861-2153

2012 ABSTRACT OF RATABLES FOR THE COUNTY OF CAPE MAY

TAXING DISTRICTS	1		2	3	4	5	6
	TAXABLE VALUE		TAXABLE VALUE OF LAND AND IMPROVEMENTS (COL 1A+1B)	TOTAL TAXABLE VALUE OF PARTIAL EXEMPTIONS & ABATEMENTS (ASSESSED VAL.)	NET TAXABLE VALUE OF LAND & IMPROVEMENTS (COL 2-3)	TAXABLE VALUE COMMUNICATION EQUIPMENT	NET TAXABLE VALUE (COL 4+5)
	(A) LAND	(B) IMPROVEMENTS (INCLUDES PARTIAL EXEMPTIONS & ABATEMENTS)					
01: AVALON BORO	5,481,360,100	1,758,594,400	7,239,954,500	0	7,239,954,500	1,295,691	7,241,250,191
02: CAPE MAY CITY	1,908,028,100	888,379,500	2,796,407,600	0	2,796,407,600	750,281	2,797,157,881
03: CAPE MAY POINT	420,816,500	92,222,000	513,038,500	0	513,038,500	40,942	513,079,442
04: DENNIS TWP	587,916,700	465,980,900	1,053,897,600	0	1,053,897,600	2,435,833	1,056,333,433
05: LOWER TWP	2,305,431,200	1,783,934,000	4,089,365,200	0	4,089,365,200	6,102,592	4,095,467,792
06: MIDDLE TWP	1,629,735,700	1,381,570,900	3,011,306,600	0	3,011,306,600	6,894,448	3,018,201,048
07: NORTH WILDWOOD CITY	1,440,061,200	1,296,656,200	2,736,717,400	0	2,736,717,400	665,816	2,737,383,216
08: OCEAN CITY	8,489,357,400	3,677,816,600	12,167,174,000	0	12,167,174,000	4,615,847	12,171,789,847
09: SEA ISLE CITY	3,591,815,000	1,271,958,300	4,863,773,300	0	4,863,773,300	1,361,587	4,865,134,887
10: STONE HARBOR	3,689,133,500	745,552,500	4,434,686,000	0	4,434,686,000	473,991	4,435,159,991
11: UPPER TOWNSHIP	1,270,184,600	941,159,900	2,211,344,500	0	2,211,344,500	6,237,698	2,217,582,198
12: WEST CAPE MAY	290,541,900	159,566,300	450,108,200	0	450,108,200	210,266	450,318,466
13: WEST WILDWOOD	180,943,400	74,082,900	255,026,300	0	255,026,300	106,139	255,132,439
14: WILDWOOD CITY	889,359,900	679,002,900	1,568,362,800	0	1,568,362,800	2,828,363	1,571,191,163
15: WILDWOOD CREST	1,454,933,100	856,220,600	2,311,153,700	0	2,311,153,700	444,938	2,311,598,638
16: WOODBINE BORO	82,660,300	93,888,300	176,548,600	0	176,548,600	1,151,120	177,699,720
CAPE MAY	33,712,278,600	16,166,586,200	49,878,864,800	0	49,878,864,800	35,615,552	49,914,480,352

2012 ABSTRACT OF RATABLES FOR THE COUNTY OF CAPE MAY

TAXING DISTRICTS	7	8	9		10		11
	GENERAL TAX RATE PER \$100	COUNTY EQUALI- ZATION RATIO	TRUE VALUE		EQUALIZATION		NET VALUATION FOR COUNTY TAX APPORTIONMENT (COL 6-9A+9B -10A+10B)
			(A) UEZ ABATEMENT EXPIRED	(B) CLASS II RAILROADS	(A) AMOUNTS DEDUCTED	(B) AMOUNTS ADDED	
01: AVALON BORO	.509	92.58%	0	0		587,311,978	7,828,562,169
02: CAPE MAY CITY	.827	96.76%	0	0		107,726,900	2,904,884,781
03: CAPE MAY POINT	.504	98.79%	0	0		6,331,402	519,410,844
04: DENNIS TWP	1.217	114.10%	0	0	128,907,842		927,425,591
05: LOWER TWP	1.307	101.82%	0	0	61,336,021		4,034,131,771
06: MIDDLE TWP	1.410	106.97%	0	0	189,619,998		2,828,581,050
07: NORTH WILDWOOD CITY	1.074	97.48%	0	0		80,712,756	2,818,095,972
08: OCEAN CITY	.783	105.03%	0	0	553,138,671		11,618,651,176
09: SEA ISLE CITY	.579	108.64%	0	0	383,671,832		4,481,463,055
10: STONE HARBOR	.502	99.78%	0	0		14,143,444	4,449,303,435
11: UPPER TOWNSHIP	1.325	104.60%	0	0	96,536,215		2,121,045,983
12: WEST CAPE MAY	1.149	91.16%	0	0		44,097,190	494,415,656
13: WEST WILDWOOD	1.329	100.53%	0	0	1,141,239		253,991,200
14: WILDWOOD CITY	1.936	98.70%	0	0		34,082,717	1,605,273,880
15: WILDWOOD CREST	1.093	102.89%	0	0	53,277,710		2,258,320,928
16: WOODBINE BORO	1.292	92.88%	0	0		15,574,248	193,273,968
CAPE MAY		%	0	0	1,467,629,528	889,980,635	49,336,831,459

2012 ABSTRACT OF RATABLES FOR THE COUNTY OF CAPE MAY

SECTION 12 - A

TAXING DISTRICT	(i)	(ii)				(iii)	(iv)	(v)
	TOTAL COUNTY TAXES APPORTIONED	ADJUSTMENTS RESULTING FROM:				NET COUNTY TAXES APPORTIONED	MUNICIPAL BUDGET STATE AID	NET COUNTY TAXES APPORTIONED LESS STATE AID (COL.12 AIII-12AIV-COUNTY BPP ADJUSTMENT)
		(A) EQUAL TABLE APPEALS		(B) APPEALS & CORRECTIONS				
		DEDUCT OVERPAY	ADD UNDERPAY	DEDUCT OVERPAY	ADD UNDERPAY			
01: AVALON BORO	15,080,755.06	.00	.00	2,121.24	.00	15,078,633.82	.00	15,078,633.82
02: CAPE MAY CITY	5,595,900.62	.00	.00	5,396.70	.00	5,590,503.92	.00	5,590,503.92
03: CAPE MAY POINT	1,000,580.64	.00	.00	952.10	.00	999,628.54	.00	999,628.54
04: DENNIS TWP	1,786,570.49	.00	.00	2,713.99	.00	1,783,856.50	.00	1,783,856.50
05: LOWER TWP	7,771,255.03	.00	.00	9,241.53	.00	7,762,013.50	.00	7,762,013.50
06: MIDDLE TWP	5,448,910.93	.00	.00	54,503.93	.00	5,394,407.00	.00	5,394,407.00
07: NORTH WILDWOOD CITY	5,428,712.73	.00	.00	42,552.14	.00	5,386,160.59	.00	5,386,160.59
08: OCEAN CITY	22,381,891.94	.00	.00	208,850.67	.00	22,173,041.27	.00	22,173,041.27
09: SEA ISLE CITY	8,632,983.32	.00	.00	33,510.08	.00	8,599,473.24	.00	8,599,473.24
10: STONE HARBOR	8,571,031.80	.00	.00	9,481.44	.00	8,561,550.36	.00	8,561,550.36
11: UPPER TOWNSHIP	4,085,932.29	.00	.00	25,404.71	.00	4,060,527.58	.00	4,060,527.58
12: WEST CAPE MAY	952,430.50	.00	.00	801.17	.00	951,629.33	.00	951,629.33
13: WEST WILDWOOD	489,282.58	.00	.00	1,113.97	.00	488,168.61	.00	488,168.61
14: WILDWOOD CITY	3,092,361.24	.00	.00	18,223.00	.00	3,074,138.24	.00	3,074,138.24
15: WILDWOOD CREST	4,350,375.46	.00	.00	22,629.60	.00	4,327,745.86	.00	4,327,745.86
16: WOODBINE BORO	372,318.66	.00	.00	262.02	.00	372,056.64	.00	372,056.64
CAPE MAY	95,041,293.29	.00	.00	437,758.29	.00	94,603,535.00	.00	94,603,535.00

2012 ABSTRACT OF RATABLES FOR THE COUNTY OF CAPE MAY

TAXING DISTRICTS	SECTION 12 - B			SECTION 12 - C		
	(A)	(B)	(C)	LOCAL TAXES TO BE RAISED FOR:		
	COUNTY LIBRARY TAXES APPORTIONED	COUNTY HEALTH SERVICE TAXES APPORTIONED	COUNTY OPEN SPACE TAXES APPORTIONED	(i) DISTRICT SCHOOL PURPOSES		
			(A) DISTRICT SCHOOL (adjusted for BPP)	(B) REG., CONSOL. & JOINT SCHOOL (adjusted for BPP)	(C) LOCAL SCHOOL (adjusted for BPP)	
01: AVALON BORO	.00	.00	786,697.68	3,078,694.00	.00	.00
02: CAPE MAY CITY	845,175.46	.00	291,631.71	1,483,921.00	6,628,487.72	.00
03: CAPE MAY POINT	151,126.50	.00	52,150.35	42,430.00	.00	.00
04: DENNIS TWP	269,678.20	.00	93,049.08	8,944,581.00	.00	.00
05: LOWER TWP	1,173,443.22	.00	404,913.75	14,805,920.50	11,166,683.83	.00
06: MIDDLE TWP	814,626.69	.00	281,052.45	24,232,437.00	.00	.00
07: NORTH WILDWOOD CITY	813,807.69	.00	280,827.90	6,118,240.00	.00	.00
08: OCEAN CITY	.00	.00	1,156,183.27	24,272,584.00	.00	.00
09: SEA ISLE CITY	1,299,883.03	.00	448,495.70	3,458,324.00	.00	.00
10: STONE HARBOR	1,294,342.12	.00	446,614.82	2,259,406.00	.00	.00
11: UPPER TOWNSHIP	613,599.99	.00	211,740.43	22,366,560.00	.00	.00
12: WEST CAPE MAY	143,871.95	.00	49,647.10	858,618.00	1,602,521.45	.00
13: WEST WILDWOOD	73,794.33	.00	25,462.97	1,394,011.00	.00	.00
14: WILDWOOD CITY	464,354.01	.00	160,192.14	9,587,624.00	.00	.00
15: WILDWOOD CREST	654,036.36	.00	225,612.97	6,292,894.00	.00	.00
16: WOODBINE BORO	56,249.19	.00	19,410.83	1,426,397.00	.00	.00
CAPE MAY	8,667,988.74	.00	4,933,683.15	130,622,641.50	19,397,693.00	.00

2012 ABSTRACT OF RATABLES FOR THE COUNTY OF CAPE MAY

TAXING DISTRICTS	SECTION 12 - C			SECTION 12 - D
	LOCAL TAXES TO BE RAISED FOR:			TOTAL LEVY ON WHICH TAX RATE IS COMPUTED
	(ii) LOCAL MUNICIPAL PURPOSES			
	(A) MUNICIPAL BUDGET (adjusted for BPP)	(B) MUNICIPAL OPEN SPACE BUDGET	(C) MUNICIPAL LIBRARY BUDGET	
01: AVALON BORO	15,200,000.00	.00	2,590,293.00	36,734,318.50
02: CAPE MAY CITY	8,216,038.10	.00	.00	23,055,757.91
03: CAPE MAY POINT	1,323,946.03	.00	.00	2,569,281.42
04: DENNIS TWP	1,749,509.81	.00	.00	12,840,674.59
05: LOWER TWP	18,137,058.16	.00	.00	53,450,032.96
06: MIDDLE TWP	11,771,849.62	.00	.00	42,494,372.76
07: NORTH WILDWOOD CITY	16,728,582.34	.00	.00	29,327,618.52
08: OCEAN CITY	43,225,743.14	.00	4,079,200.00	94,906,751.68
09: SEA ISLE CITY	14,225,395.61	.00	.00	28,031,571.58
10: STONE HARBOR	9,554,967.00	.00	.00	22,116,880.30
11: UPPER TOWNSHIP	2,074,444.33	.00	.00	29,326,872.33
12: WEST CAPE MAY	1,553,948.58	.00	.00	5,160,236.41
13: WEST WILDWOOD	1,405,547.00	.00	.00	3,386,983.91
14: WILDWOOD CITY	17,094,077.00	.00	.00	30,380,385.39
15: WILDWOOD CREST	13,705,331.15	.00	.00	25,205,620.34
16: WOODBINE BORO	418,035.00	.00	.00	2,292,148.66
CAPE MAY	176,384,472.87	.00	6,669,493.00	441,279,507.26

2012 ABSTRACT OF RATABLES FOR THE COUNTY OF CAPE MAY

SECTION 13

REAL PROPERTY EXEMPT FROM TAXATION

TAXING DISTRICTS	(A)	(B)	(C)	(D)	(E)	(F)	(G)
	PUBLIC SCHOOL	OTHER SCHOOL	PUBLIC PROPERTY	CHURCH AND CHARITABLE	CEMETERIES AND GRAVEYARDS	OTHER EXEMPTS	TOTAL AMOUNT OF EXEMPTS (13A+B+C+D+E+F)
01: AVALON BORO	6,632,000	13,057,500	134,903,400	32,566,200	0	6,047,500	193,206,600
02: CAPE MAY CITY	14,951,400	0	89,241,800	57,371,300	0	257,574,100	419,138,600
03: CAPE MAY POINT	0	0	34,497,000	9,832,700	0	2,861,000	47,190,700
04: DENNIS TWP	13,459,500	6,190,100	115,220,000	6,252,200	2,843,000	19,591,800	163,556,600
05: LOWER TWP	63,330,900	2,550,400	108,543,600	52,264,300	1,672,300	39,704,800	268,066,300
06: MIDDLE TWP	128,513,000	1,192,000	208,355,400	128,113,300	2,334,400	31,106,500	499,614,600
07: NORTH WILDWOOD CITY	16,856,000	0	841,773,200	37,018,400	0	7,299,000	902,946,600
08: OCEAN CITY	73,997,300	3,483,900	218,199,700	124,904,400	0	34,843,200	455,428,500
09: SEA ISLE CITY	7,404,500	6,172,800	113,674,000	12,631,400	0	5,797,900	145,680,600
10: STONE HARBOR	9,805,000	0	259,137,600	14,375,600	0	11,950,300	295,268,500
11: UPPER TOWNSHIP	26,886,700	0	144,370,100	14,935,400	1,291,400	15,116,300	202,599,900
12: WEST CAPE MAY	1,937,900	0	6,163,200	532,800	0	811,100	9,445,000
13: WEST WILDWOOD	0	0	4,080,100	393,100	0	641,700	5,114,900
14: WILDWOOD CITY	16,050,900	4,598,700	110,147,300	29,010,000	0	72,304,600	232,111,500
15: WILDWOOD CREST	15,525,400	0	65,556,900	14,105,100	0	2,445,700	97,633,100
16: WOODBINE BORO	2,759,200	0	100,712,900	5,422,200	147,200	0	109,041,500
CAPE MAY	398,109,700	37,245,400	2,554,576,200	539,728,400	8,288,300	508,095,500	4,046,043,500

2012 ABSTRACT OF RATABLES FOR THE COUNTY OF CAPE MAY

TAXING DISTRICTS	SECTION 14				SECTION 15	
	AMOUNT OF MISCELLANEOUS REVENUES TO SUPPORT LOCAL BUDGET				DEDUCTIONS ALLOWED	
	(A)	(B)	(C)	(D)	(A)	(B)
	SURPLUS REVENUE	MISCELLANEOUS REVENUES ANTICIPATED	RECEIPTS FROM DELINQUENT TAX	TOTAL OF MISCELLANEOUS REVENUES (COL. 14A+B+C)	SENIOR CITIZEN, DISABLED AND SURVIVING SPOUSE	VETERANS AND WIDOWS
01: AVALON BORO	2,246,771.45	2,910,373.24	575,000.00	5,732,144.69	3,500.00	32,250.00
02: CAPE MAY CITY	2,050,000.00	5,017,128.57	303,000.00	7,370,128.57	5,000.00	48,000.00
03: CAPE MAY POINT	95,000.00	257,516.55	10,000.00	362,516.55	750.00	5,000.00
04: DENNIS TWP	698,000.00	1,839,223.22	365,000.00	2,902,223.22	16,250.00	76,500.00
05: LOWER TWP	2,118,000.00	3,245,135.03	1,035,000.00	6,398,135.03	121,250.00	339,500.00
06: MIDDLE TWP	1,211,000.00	6,130,680.58	940,000.00	8,281,680.58	54,500.00	194,000.00
07: NORTH WILDWOOD CITY	1,900,000.00	6,486,230.51	.00	8,386,230.51	21,575.00	76,400.00
08: OCEAN CITY	2,500,000.00	17,266,882.32	950,000.00	20,716,882.32	16,000.00	149,250.00
09: SEA ISLE CITY	1,350,000.00	3,280,487.44	270,000.00	4,900,487.44	4,000.00	39,750.00
10: STONE HARBOR	925,000.00	2,571,887.31	327,000.00	3,823,887.31	1,500.00	19,250.00
11: UPPER TOWNSHIP	1,166,000.00	7,667,568.45	560,000.00	9,393,568.45	21,000.00	137,750.00
12: WEST CAPE MAY	253,000.00	207,720.40	170,000.00	630,720.40	2,250.00	11,750.00
13: WEST WILDWOOD	377,350.55	107,523.45	168,000.00	652,874.00	5,250.00	11,500.00
14: WILDWOOD CITY	360,000.00	9,651,964.00	85,000.00	10,096,964.00	16,250.00	37,000.00
15: WILDWOOD CREST	1,400,000.00	5,316,048.32	438,000.00	7,154,048.32	15,250.00	58,500.00
16: WOODBINE BORO	218,000.00	1,511,272.00	75,000.00	1,804,272.00	3,250.00	14,250.00
CAPE MAY	18,868,122.00	73,467,641.39	6,271,000.00	98,606,763.39	307,575.00	1,250,650.00

2012 ABSTRACT OF RATABLES FOR THE COUNTY OF CAPE MAY

ADDENDUM TO ABSTRACT OF RATABLES -- ASSESSED VALUE OF PARTIAL EXEMPTIONS & ABATEMENTS (CONTINUED)

	(10) DWELLING ABATEMENT	(11) DWELLING EXEMPTION	(12) NEW DWELLING CONVERSION ABATEMENT	(13) NEW DWELLING CONVERSION EXEMPTION	(14) MULTI-DWELLING EXEMPTION	(15) MULTI-DWELLING ABATEMENT	(16) COMMERCIAL/ INDUSTRIAL EXEMPTION	(17) TOTAL VALUE
TAXING DISTRICTS								
01: AVALON BORO	0	0	0	0	0	0	0	0
02: CAPE MAY CITY	0	0	0	0	0	0	0	0
03: CAPE MAY POINT	0	0	0	0	0	0	0	0
04: DENNIS TWP	0	0	0	0	0	0	0	0
05: LOWER TWP	0	0	0	0	0	0	0	0
06: MIDDLE TWP	0	0	0	0	0	0	0	0
07: NORTH WILDWOOD CITY	0	0	0	0	0	0	0	0
08: OCEAN CITY	0	0	0	0	0	0	0	0
09: SEA ISLE CITY	0	0	0	0	0	0	0	0
10: STONE HARBOR	0	0	0	0	0	0	0	0
11: UPPER TOWNSHIP	0	0	0	0	0	0	0	0
12: WEST CAPE MAY	0	0	0	0	0	0	0	0
13: WEST WILDWOOD	0	0	0	0	0	0	0	0
14: WILDWOOD CITY	0	0	0	0	0	0	0	0
15: WILDWOOD CREST	0	0	0	0	0	0	0	0
16: WOODBINE BORO	0	0	0	0	0	0	0	0
CAPE MAY	0	0	0	0	0	0	0	0

2012 ABSTRACT OF RATABLES FOR THE COUNTY OF CAPE MAY

ADDENDUM -- EQUALIZED VALUE BASED ON IN LIEU OF TAXES (COL. 10B)

TAXING DISTRICTS	(1) C.12 PL 1977 IN LIEU OF TAX	(2) NJ HOUSING FINANCE AGENCY	(3) URBAN RENEWAL	(4) OTHER	(5) TOTAL
01: AVALON BORO	0	0	0	0	0
02: CAPE MAY CITY	0	0	0	0	0
03: CAPE MAY POINT	0	0	0	0	0
04: DENNIS TWP	0	0	0	0	0
05: LOWER TWP	0	0	0	0	0
06: MIDDLE TWP	0	0	0	0	0
07: NORTH WILDWOOD CITY	0	0	0	0	0
08: OCEAN CITY	0	0	0	0	0
09: SEA ISLE CITY	0	0	0	0	0
10: STONE HARBOR	0	0	0	0	0
11: UPPER TOWNSHIP	0	0	0	0	0
12: WEST CAPE MAY	0	0	0	0	0
13: WEST WILDWOOD	0	0	0	0	0
14: WILDWOOD CITY	0	0	0	0	0
15: WILDWOOD CREST	0	0	0	0	0
16: WOODBINE BORO	0	0	0	0	0
CAPE MAY	0	0	0	0	0

2012 ABSTRACT OF RATABLES FOR THE COUNTY OF CAPE MAY

TAXING DISTRICTS	BREAKDOWN OF GENERAL TAX RATE											
	COUNTY TAX	LIBRARY TAX	HEALTH SERVICE TAX	COUNTY OPEN SPACE TAX	DISTRICT SCHOOL TAX	REGIONAL SCHOOL TAX	LOCAL SCHOOL TAX	MUNICIPAL PURPOSE TAX	MUNICIPAL OPEN SPACE TAX	MUNICIPAL LIBRARY TAX	GENERAL TAX RATE	EFFECTIVE TAX RATE
01: AVALON BORO	.209	.000	.000	.011	.043	.000	.000	.210	.000	.036	.509	.469
02: CAPE MAY CITY	.200	.031	.000	.011	.054	.237	.000	.294	.000	.000	.827	.794
03: CAPE MAY POINT	.195	.030	.000	.011	.009	.000	.000	.259	.000	.000	.504	.495
04: DENNIS TWP	.169	.026	.000	.009	.847	.000	.000	.166	.000	.000	1.217	1.385
05: LOWER TWP	.190	.029	.000	.010	.362	.273	.000	.443	.000	.000	1.307	1.325
06: MIDDLE TWP	.179	.027	.000	.010	.803	.000	.000	.391	.000	.000	1.410	1.502
07: NORTH WILDWOOD CITY	.197	.030	.000	.011	.224	.000	.000	.612	.000	.000	1.074	1.041
08: OCEAN CITY	.183	.000	.000	.010	.200	.000	.000	.356	.000	.034	.783	.817
09: SEA ISLE CITY	.177	.027	.000	.010	.072	.000	.000	.293	.000	.000	.579	.626
10: STONE HARBOR	.194	.030	.000	.011	.051	.000	.000	.216	.000	.000	.502	.497
11: UPPER TOWNSHIP	.184	.028	.000	.010	1.009	.000	.000	.094	.000	.000	1.325	1.383
12: WEST CAPE MAY	.212	.032	.000	.012	.191	.356	.000	.346	.000	.000	1.149	1.044
13: WEST WILDWOOD	.192	.029	.000	.010	.547	.000	.000	.551	.000	.000	1.329	1.334
14: WILDWOOD CITY	.196	.030	.000	.011	.611	.000	.000	1.088	.000	.000	1.936	1.893
15: WILDWOOD CREST	.188	.029	.000	.010	.273	.000	.000	.593	.000	.000	1.093	1.116
16: WOODBINE BORO	.210	.032	.000	.011	.803	.000	.000	.236	.000	.000	1.292	1.186

2012 ABSTRACT OF RATABLES FOR THE COUNTY OF CAPE MAY

ADDENDUM: STATE AID ADJUSTMENT FOR BPP

ADDENDUM: REAP DISTRIBUTION SUMMARY

TAXING DISTRICT	COUNTY	SCHOOL	MUNICIPAL	ELIGIBLE PROPERTY ASSESSMENTS	R.E.A.P. AID	TAX RATE CREDIT
01: AVALON BORO						
02: CAPE MAY CITY						
03: CAPE MAY POINT						
04: DENNIS TWP						
05: LOWER TWP						
06: MIDDLE TWP						
07: NORTH WILDWOOD CITY						
08: OCEAN CITY						
09: SEA ISLE CITY						
10: STONE HARBOR						
11: UPPER TOWNSHIP						
12: WEST CAPE MAY						
13: WEST WILDWOOD						
14: WILDWOOD CITY						
15: WILDWOOD CREST						
16: WOODBINE BORO		6767.00				
CAPE MAY		6767.00				

2012 ABSTRACT OF RATABLES FOR THE COUNTY OF CAPE MAY

SPECIAL TAXING DISTRICTS


2012 SPECIAL TAXING DISTRICT SUMMARY


<u>DISTRICT</u>	<u>ASSESSED VALUATION</u>	<u>TOTAL LEVY</u>	<u>TAX RATE/\$100</u>
<u>Dennis Township</u>			
Fire District #1	591,123,992	355,000	0.060
Fire District #2	347,389,958	241,201	0.069
Fire District #3	<u>117,819,484</u>	<u>156,342</u>	0.135
Total	\$1,056,333,434	\$752,543	-
<u>Lower Township</u>			
Fire District #1	1,084,365,095	490,639	0.046
Fire District #2	1,668,014,883	871,794	0.052
Fire District #3	<u>1,343,087,814</u>	<u>697,464</u>	0.052
Total	\$4,095,467,792	\$2,059,897	-
<u>Middle Township</u>			
Fire District #1	1,874,786,156	1,168,740	0.062
Fire District #2	648,908,997	536,800	0.084
Fire District #3	315,370,698	428,293	0.136
Fire District #4	<u>179,135,197</u>	<u>148,940</u>	0.083
Total	\$3,018,201,048	\$2,282,773	-
<u>Upper Township</u>			
Fire District #1	343,242,987	74,869	0.022
Fire District #2	381,722,223	437,268	0.115
Fire District #3	830,374,308	503,720	0.061


2012 ABSTRACT OF RATABLES FOR THE COUNTY OF CAPE MAY


Total Amount of Miscellaneous Revenues (included Surplus Revenues Appropriated) for the Support of the County Budget	44513384.24
Rate per \$100 to be applied to Column 1 1 for apportionment of County Taxes19263761
Net County Taxes Apportioned (Column 12 A iii)	94,603,535.00
* Adjustments (Net Total (Column 12 A i))	437,758.29
* Net Overpayments are added to the Net Taxes Apportioned Net Underpayments are deducted from the Net Taxes Apportioned		
Rate per \$100 to be applied to Column 1 1 for apportionment of Library Taxes02912545
Rate per \$100 to be applied to Column 1 1 for apportionment of Health Taxes00000000
Rate per \$100 to be applied to Column 1 1 for apportionment of Open Space Taxes01005053
County Percentage Level of Taxable Value of Real Property is 100%		

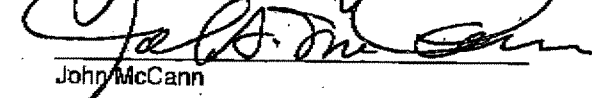
CAPE MAY COUNTY BOARD OF TAXATION


LuAhn Wowkanecth


James Cafiero, Jr.


Elizabeth Barry


John Snyder


John McCann

ATTEST:


George R. Brown, III

I hereby certify this to be a true copy of the Abstract of Ratables and Exemptions for the County of CAPE MAY, State of New Jersey for the year 2012 as filed with me by the CAPE MAY County Board of Taxation


Francine B. Springer
County Treasurer

No. 0250. P. 17/20

Cape May Co. Tax Board

Nov. 30. 2012 2:38PM

2012 TOTAL TAXABLE LINE ITEMS AND ASSESSMENTS FOR CAPE MAY COUNTY

	Class 1 Count	Class 1 Value	Class 2 Count	Class 2 Value	Class 3A Count	Class 3A Value	Class 3B Count	Class 3B Value	Class 4A Count	Class 4A Value	Class 4B Count	Class 4B Value	Class 4C Count	Class 4C Value	Total Line Items	Total Taxable
Avalon Borough	166	146,696,600	5,311	5,923,540,100	-	-	-	-	166	167,617,900	-	-	-	-	5,640	7,239,954,500
Cape May City	179	67,451,900	3,427	2,160,163,500	-	-	-	-	272	436,731,100	-	-	110	143,061,100	3,988	2,796,407,600
Cape May Point	68	36,074,300	500	476,079,500	-	-	-	-	1	694,700	-	-	-	-	690	613,038,500
Dennis Twp.	542	55,807,100	3,506	316,407,400	71	20,268,900	211	1,567,900	190	180,861,300	-	-	-	-	4,520	1,063,697,600
Lower Twp.	779	67,921,400	14,195	3,706,980,700	13	4,460,700	56	911,900	330	276,928,100	-	-	6	12,161,400	15,379	4,068,366,200
Middle Twp.	2,960	158,372,200	3,216	2,261,060,100	40	10,462,300	47	1,265,300	630	579,952,800	3	5,362,400	10	4,851,500	11,808	3,011,308,600
North Wildwood	122	35,211,900	7,372	2,361,552,500	-	-	-	-	241	278,863,700	-	-	72	41,069,400	7,807	2,736,717,400
Ocean City	661	157,937,800	17,806	11,417,205,300	-	-	-	-	606	541,856,800	2	733,300	49	48,640,800	19,163	12,167,174,000
Sea Isle City	417	69,966,200	6,370	4,643,503,200	-	-	-	-	100	130,183,900	-	-	-	-	6,956	4,863,773,300
Stone Harbor	51	75,408,100	2,901	4,195,457,800	-	-	-	-	197	160,449,800	-	-	2	4,370,200	3,151	4,434,686,000
Upper Twp.	1,101	63,753,100	6,619	1,986,358,900	35	12,790,900	74	466,700	302	203,823,700	1	24,019,300	4	1,132,200	7,127	2,211,344,500
West Cape May	112	19,404,000	590	388,387,800	6	3,928,500	11	206,900	34	36,215,900	-	-	2	1,066,100	1,955	450,108,200
West Wildwood	161	24,991,900	731	220,465,900	-	-	-	-	10	9,036,000	-	-	2	632,700	954	256,026,300
Wildwood City	272	49,071,900	4,316	976,924,900	-	-	-	-	665	369,696,900	6	5,016,800	232	147,052,800	5,390	1,668,362,300
Wildwood Crest	79	30,361,100	6,068	1,948,684,900	-	-	-	-	144	316,730,300	-	-	31	16,467,400	6,323	2,311,163,700
Woodbine	169	8,020,300	1,065	132,902,600	12	3,624,900	24	101,700	64	24,287,400	6	3,709,300	2	3,911,400	1,362	176,548,600
Totals	7,872	1,116,288,500	87,466	44,524,664,100	177	55,421,300	423	4,508,800	3,914	3,710,821,400	18	38,832,200	522	426,327,000	100,281	49,878,664,900

CAPE MAY COUNTY BOARD OF TAXATION
7 N. MAIN STREET
CAPE MAY COURT HOUSE, NEW JERSEY 08210
PHONE: (609) 465-1030
FAX: (609) 463-6395