

Middlesex County

2016

Abstract of Ratables

Middlesex County Board of Taxation

Richard Lorentzen
President

Arthur Haney
Commissioner

Irving Verosloff
Tax Administrator



Michael E. Lachs
Vice President

Kevin P. Egan
Commissioner

Middlesex County Board of Taxation
County Administration Building
75 Bayard Street, 4th Floor
New Brunswick, NJ 08901
Phone: 732-745-3350
Fax: 732-745-3767

2016 ABSTRACT OF RATABLES FOR THE COUNTY OF MIDDLESEX

TAXING DISTRICTS	1		2	3	4	5	6
	TAXABLE VALUE						
	(A)	(B)					
LAND	IMPROVEMENTS (INCLUDES PARTIAL EXEMPTIONS & ABATEMENTS)	TAXABLE VALUE OF LAND AND IMPROVEMENTS (COL 1A+1B)	TOTAL TAXABLE VALUE OF PARTIAL EXEMPTIONS & ABATEMENTS (ASSESSED VAL.)	NET TAXABLE VALUE OF LAND & IMPROVEMENTS (COL 2-3)	TAXABLE VALUE COMMUNICATION EQUIPMENT	NET TAXABLE VALUE (COL 4+5)	
01: CARTERET BORO	728,948,100	1,171,776,282	1,900,724,382	2,458,217	1,898,266,165	2,494,459	1,900,760,624
02: CRANBURY TWP	513,832,800	1,060,824,200	1,574,657,000	23,451,300	1,551,205,700	1,893,004	1,553,098,704
03: DUNELLEN BORO	50,883,600	93,447,400	144,331,000	0	144,331,000	25	144,331,025
04: EAST BRUNSWICK TWP	522,902,300	1,373,475,050	1,896,377,350	567,600	1,895,809,750	2,077,187	1,897,886,937
05: EDISON TWP	3,106,530,600	3,955,976,300	7,062,506,900	2,602,700	7,059,904,200	6,439,352	7,066,343,552
06: HELMETTA BORO	77,874,100	107,948,100	185,822,200	0	185,822,200	202,751	186,024,951
07: HIGHLAND PARK BORO	253,857,300	300,076,900	553,934,200	0	553,934,200	43	553,934,243
08: JAMESBURG BORO	77,909,700	156,425,800	234,335,500	0	234,335,500	1,254,520	235,590,020
09: METUCHEN BORO	468,722,800	523,317,700	992,040,500	0	992,040,500	0	992,040,500
10: MIDDLESEX BORO	164,725,300	330,751,500	495,476,800	117,900	495,358,900	591,061	495,949,961
11: MILLTOWN BORO	203,254,800	244,153,900	447,408,700	0	447,408,700	0	447,408,700
12: MONROE TWP	2,798,895,200	4,492,121,100	7,291,016,300	0	7,291,016,300	8,339,362	7,299,355,662
13: NEW BRUNSWICK CITY	382,593,200	867,512,400	1,250,105,600	264,600	1,249,841,000	15,000,000	1,264,841,000
14: NORTH BRUNSWICK TWP	815,125,500	1,648,372,700	2,463,498,200	4,456,600	2,459,041,600	2,888,810	2,461,930,410
15: OLD BRIDGE TWP	1,281,721,000	2,158,454,400	3,440,175,400	7,561,000	3,432,614,400	3,219,071	3,435,833,471
16: PERTH AMBOY	1,346,126,900	1,891,168,900	3,237,295,800	3,696,300	3,233,599,500	4,723,649	3,238,323,149
17: PISCATAWAY TWP	2,593,689,900	3,674,829,000	6,268,518,900	262,500	6,268,256,400	23,599,886	6,291,856,286
18: PLAINSBORO TWP	1,362,000,600	3,292,138,000	4,654,138,600	18,334,000	4,635,804,600	7,199,213	4,643,003,813
19: SAYREVILLE BORO	801,604,600	1,485,363,000	2,286,967,600	959,400	2,286,008,200	51	2,286,008,251
20: SOUTH AMBOY CITY	462,923,600	443,833,400	906,757,000	0	906,757,000	0	906,757,000
21: SOUTH BRUNSWICK TWP	1,399,172,400	2,248,728,900	3,647,901,300	13,106,700	3,634,794,600	6,523,012	3,641,317,612
22: SOUTH PLAINFIELD BOR	427,405,980	968,152,125	1,395,558,105	817,075	1,394,741,030	1,870,885	1,396,611,915
23: SOUTH RIVER BORO	110,832,000	300,857,000	411,689,000	0	411,689,000	0	411,689,000
24: SPOTSWOOD BORO	352,556,500	385,853,000	738,409,500	0	738,409,500	0	738,409,500
25: WOODBRIDGE TWP	922,505,500	2,226,844,500	3,149,350,000	3,138,900	3,146,211,100	3,843,695	3,150,054,795
MIDDLESEX	21,226,594,280	35,402,401,557	56,628,995,837	81,794,792	56,547,201,045	92,160,036	56,639,361,081

2016 ABSTRACT OF RATABLES FOR THE COUNTY OF MIDDLESEX

TAXING DISTRICTS	7	8	9		10		11
	GENERAL TAX RATE PER \$100	COUNTY EQUALI- ZATION RATIO	TRUE VALUE		EQUALIZATION		
			(A) UEZ ABATEMENT EXPIRED	(B) CLASS II RAILROADS	(A) AMOUNTS DEDUCTED	(B) AMOUNTS ADDED	
01: CARTERET BORO	3.167	88.36%	0	0		283,077,245	2,183,837,869
02: CRANBURY TWP	1.933	100.01%	0	0		6,849,192	1,559,947,896
03: DUNELLEN BORO	12.487	24.61%	0	0		448,958,207	593,289,232
04: EAST BRUNSWICK TWP	10.431	26.64%	0	0		5,242,363,173	7,140,250,110
05: EDISON TWP	5.056	45.07%	0	0		8,661,071,171	15,727,414,723
06: HELMETTA BORO	2.874	92.90%	0	0		16,860,858	202,885,809
07: HIGHLAND PARK BORO	7.898	42.80%	0	0		744,374,892	1,298,309,135
08: JAMESBURG BORO	6.026	54.13%	0	0		199,760,519	435,350,539
09: METUCHEN BORO	5.770	43.66%	0	0		1,291,841,243	2,283,881,743
10: MIDDLESEX BORO	8.359	35.22%	0	0		920,058,888	1,416,008,849
11: MILLTOWN BORO	5.310	52.35%	0	0		410,827,500	858,236,200
12: MONROE TWP	2.365	90.21%	0	0		798,292,902	8,097,648,564
13: NEW BRUNSWICK CITY	5.866	39.76%	0	0		1,944,977,471	3,209,818,471
14: NORTH BRUNSWICK TWP	5.340	54.71%	0	0		2,073,750,298	4,535,680,708
15: OLD BRIDGE TWP	4.648	46.77%	0	0		3,920,026,642	7,355,860,113
16: PERTH AMBOY	2.880	107.34%	0	0	164,166,457		3,074,156,692
17: PISCATANAY TWP	2.616	90.37%	0	0		701,047,539	6,992,903,825
18: PLAINSBORO TWP	2.084	114.77%	0	0	593,466,173		4,049,537,640
19: SAYREVILLE BORO	4.886	50.67%	0	0		2,283,916,614	4,569,924,865
20: SOUTH AMBOY CITY	2.637	105.72%	0	0	46,989,263		859,767,737
21: SOUTH BRUNSWICK TWP	4.857	41.70%	0	0		5,110,096,349	8,751,413,961
22: SOUTH PLAINFIELD BOR	5.797	36.86%	0	0		2,417,182,733	3,813,794,648
23: SOUTH RIVER BORO	7.452	30.82%	0	0		929,498,237	1,341,187,237
24: SPOTSWOOD BORO	3.099	95.77%	0	0		40,896,664	779,306,164
25: WOODBRIDGE TWP	9.929	27.51%	0	0		8,375,098,562	11,525,153,357
MIDDLESEX		%	0	0	804,621,893	46,820,826,899	102,655,566,087

2016 ABSTRACT OF RATABLES FOR THE COUNTY OF MIDDLESEX

TAXING DISTRICT	SECTION 12 - A							
	(i)	(ii)				(iii)	(iv)	(v)
	TOTAL COUNTY TAXES APPORTIONED	ADJUSTMENTS RESULTING FROM:				NET COUNTY TAXES APPORTIONED	MUNICIPAL BUDGET STATE AID	NET COUNTY TAXES APPORTIONED LESS STATE AID (COL.12 AIII-12AIV-COUNTY BPP ADJUSTMENT)
		(A) EQUAL TABLE APPEALS		(B) APPEALS & CORRECTIONS				
DEDUCT OVERPAY		ADD UNDERPAY	DEDUCT OVERPAY	ADD UNDERPAY				
01: CARTERET BORO	7,902,594.70	.00	.00	60,137.09	.00	7,842,457.61	.00	7,842,457.61
02: CRANBURY TWP	5,644,941.02	.00	.00	317.80	.00	5,644,623.22	.00	5,644,623.22
03: DUNELLEN BORO	2,146,919.61	.00	.00	717.22	.00	2,146,202.39	.00	2,146,202.39
04: EAST BRUNSWICK TWP	25,838,228.86	.00	.00	72,092.07	.00	25,766,136.79	.00	25,766,136.79
05: EDISON TWP	56,912,367.87	.00	.00	1,186,172.78	.00	55,726,195.09	.00	55,726,195.09
06: HELMETTA BORO	734,177.36	.00	.00	.00	.00	734,177.36	.00	734,177.36
07: HIGHLAND PARK BORO	4,698,155.95	.00	.00	31,633.43	.00	4,666,522.52	.00	4,666,522.52
08: JAMESBURG BORO	1,575,391.15	.00	.00	3,099.41	.00	1,572,291.74	.00	1,572,291.74
09: METUCHEN BORO	8,264,620.74	.00	.00	8,874.46	.00	8,255,746.28	.00	8,255,746.28
10: MIDDLESEX BORO	5,124,072.71	.00	.00	.00	.00	5,124,072.71	.00	5,124,072.71
11: MILLTOWN BORO	3,105,675.99	.00	.00	5,389.20	.00	3,100,286.79	.00	3,100,286.79
12: MONROE TWP	29,302,740.60	.00	.00	211,049.05	.00	29,091,691.55	.00	29,091,691.55
13: NEW BRUNSWICK CITY	11,615,282.79	.00	.00	36,406.94	.00	11,578,875.85	.00	11,578,875.85
14: NORTH BRUNSWICK TWP	16,413,144.41	.00	.00	6,556.73	.00	16,406,587.68	.00	16,406,587.68
15: OLD BRIDGE TWP	26,618,450.91	.00	.00	15,375.40	.00	26,603,075.51	.00	26,603,075.51
16: PERTH AMBOY	11,124,367.20	.00	.00	193,309.87	.00	10,931,057.33	.00	10,931,057.33
17: PISCATAWAY TWP	25,305,030.86	.00	.00	252,795.19	.00	25,052,235.67	.00	25,052,235.67
18: PLAINSBORO TWP	14,653,951.71	.00	.00	1,131.04	.00	14,652,820.67	.00	14,652,820.67
19: SAYREVILLE BORO	16,537,062.81	.00	.00	20,076.22	.00	16,516,986.59	.00	16,516,986.59
20: SOUTH AMBOY CITY	3,111,218.12	.00	.00	5,155.59	.00	3,106,062.53	.00	3,106,062.53
21: SOUTH BRUNSWICK TWP	31,668,503.66	.00	.00	59,792.31	.00	31,608,711.35	.00	31,608,711.35
22: SOUTH PLAINFIELD BOR	13,800,874.96	.00	.00	111,364.64	.00	13,689,510.32	.00	13,689,510.32
23: SOUTH RIVER BORO	4,853,317.77	.00	.00	3,729.96	.00	4,849,587.81	.00	4,849,587.81
24: SPOTSWOOD BORO	2,820,054.02	.00	.00	6,288.21	.00	2,813,765.81	.00	2,813,765.81
25: WOODBRIDGE TWP	41,705,762.92	.00	.00	222,444.09	.00	41,483,318.83	.00	41,483,318.83
MIDDLESEX	371,476,908.70	.00	.00	2,513,908.70	.00	368,963,000.00	.00	368,963,000.00

2016 ABSTRACT OF RATABLES FOR THE COUNTY OF MIDDLESEX

TAXING DISTRICTS	SECTION 12 - B			SECTION 12 - C		
	(A)	(B)	(C)	LOCAL TAXES TO BE RAISED FOR:		
	COUNTY LIBRARY TAXES APPORTIONED	COUNTY HEALTH SERVICE TAXES APPORTIONED	COUNTY OPEN SPACE TAXES APPORTIONED	(i) DISTRICT SCHOOL PURPOSES		
				(A) DISTRICT SCHOOL (adjusted for BPP)	(B) REG., CONSOL & JOINT SCHOOL (adjusted for BPP)	(C) LOCAL SCHOOL (adjusted for BPP)
01: CARTERET BORO	.00	.00	649,874.19	26,489,010.00	.00	.00
02: CRANBURY TWP	.00	.00	467,958.04	16,291,191.00	.00	.00
03: DUNELLEN BORO	.00	.00	177,928.24	10,805,123.00	.00	.00
04: EAST BRUNSWICK TWP	.00	.00	2,136,087.92	129,058,216.00	.00	.00
05: EDISON TWP	.00	.00	4,616,870.20	207,185,019.00	.00	.00
06: HELMETTA BORO	.00	.00	60,865.74	3,197,617.00	.00	.00
07: HIGHLAND PARK BORO	.00	.00	386,707.24	26,974,794.00	.00	.00
08: JAMESBURG BORO	.00	.00	130,346.00	8,372,297.00	.00	.00
09: METUCHEN BORO	.00	.00	684,421.68	35,831,211.00	.00	.00
10: MIDDLESEX BORO	.00	.00	424,802.65	23,565,281.00	.00	.00
11: MILLTOWN BORO	.00	.00	257,026.23	14,980,197.00	.00	.00
12: MONROE TWP	.00	.00	2,409,126.85	103,908,183.00	.00	.00
13: NEW BRUNSWICK CITY	.00	.00	959,616.70	28,606,400.00	905,231.55	.00
14: NORTH BRUNSWICK TWP	.00	.00	1,360,169.17	81,847,325.00	.00	.00
15: OLD BRIDGE TWP	.00	.00	2,205,470.76	95,399,001.00	.00	.00
16: PERTH AMBOY	.00	.00	905,476.42	24,490,048.00	.00	.00
17: PISCATAWAY TWP	.00	.00	2,076,120.55	90,934,806.00	.00	.00
18: PLAINSBORO TWP	.00	.00	1,214,767.89	64,483,178.00	.00	.00
19: SAYREVILLE BORO	.00	.00	1,369,209.75	62,254,946.00	.00	.00
20: SOUTH AMBOY CITY	.00	.00	257,506.59	9,678,221.00	.00	.00
21: SOUTH BRUNSWICK TWP	.00	.00	2,620,311.29	108,441,707.00	.00	.00
22: SOUTH PLAINFIELD BOR	.00	.00	1,134,601.17	46,897,014.00	.00	.00
23: SOUTH RIVER BORO	.00	.00	402,048.84	16,444,319.00	.00	.00
24: SPOTSWOOD BORO	.00	.00	233,269.19	12,906,108.00	.00	.00
25: WOODBRIDGE TWP	.00	.00	3,438,376.70	175,194,716.00	.00	.00
MIDDLESEX	.00	.00	30,578,960.00	1,424,235,928.00	905,231.55	.00

2016 ABSTRACT OF RATABLES FOR THE COUNTY OF MIDDLESEX

TAXING DISTRICTS	SECTION 12 - C			SECTION 12 - D
	LOCAL TAXES TO BE RAISED FOR:			
	(ii) LOCAL MUNICIPAL PURPOSES			
	(A) MUNICIPAL BUDGET (adjusted for BPP)	(B) MUNICIPAL OPEN SPACE BUDGET	(C) MUNICIPAL LIBRARY BUDGET	TOTAL LEVY ON WHICH TAX RATE IS COMPUTED
01: CARTERET BORO	23,919,230.16	570,228.19	714,969.63	60,185,769.78
02: CRANBURY TWP	6,784,838.14	310,619.74	514,388.44	30,013,618.58
03: DUNELLEN BORO	4,697,815.00	.00	195,524.00	18,022,592.63
04: EAST BRUNSWICK TWP	38,258,440.00	379,578.00	2,369,541.00	197,967,999.71
05: EDISON TWP	84,457,067.98	.00	5,221,779.00	357,206,931.27
06: HELMETTA BORO	1,352,792.47	.00	.00	5,345,452.57
07: HIGHLAND PARK BORO	11,290,452.39	.00	426,182.61	43,744,658.76
08: JAMESBURG BORO	3,974,914.75	.00	144,480.00	14,194,329.49
09: METUCHEN BORO	11,712,207.08	.00	748,641.87	57,232,227.91
10: MIDDLESEX BORO	11,869,410.80	.00	468,935.61	41,452,502.77
11: MILLTOWN BORO	5,134,424.06	.00	285,125.22	23,757,059.30
12: MONROE TWP	33,432,859.63	1,094,900.00	2,637,268.31	172,574,029.34
13: NEW BRUNSWICK CITY	30,947,078.39	.00	1,186,854.83	74,184,057.32
14: NORTH BRUNSWICK TWP	29,608,164.83	738,579.12	1,496,211.61	131,457,037.41
15: OLD BRIDGE TWP	33,028,860.00	.00	2,433,732.00	159,670,139.27
16: PERTH AMBOY	55,938,112.15	.00	996,150.00	93,260,843.90
17: PISCATAWAY TWP	44,200,000.00	.00	2,269,506.00	164,532,668.22
18: PLAINSBORO TWP	14,597,946.02	464,300.38	1,341,116.29	96,754,129.25
19: SAYREVILLE BORO	29,581,971.77	457,201.65	1,498,367.00	111,678,682.76
20: SOUTH AMBOY CITY	10,590,437.99	.00	272,406.71	23,904,634.82
21: SOUTH BRUNSWICK TWP	29,821,799.72	1,456,525.00	2,893,451.00	176,842,505.36
22: SOUTH PLAINFIELD BOR	17,977,795.52	.00	1,256,928.00	80,955,849.01
23: SOUTH RIVER BORO	8,534,756.00	.00	446,130.00	30,676,841.65
24: SPOTSWOOD BORO	6,669,898.00	.00	257,199.00	22,880,240.00
25: WOODBRIDGE TWP	88,831,236.00	.00	3,799,802.52	312,747,450.05
MIDDLESEX	637,212,508.85	5,471,932.08	33,874,690.65	2,501,242,251.13

2016 ABSTRACT OF RATABLES FOR THE COUNTY OF MIDDLESEX

TAXING DISTRICTS	SECTION 13						
	REAL PROPERTY EXEMPT FROM TAXATION						
	(A) PUBLIC SCHOOL	(B) OTHER SCHOOL	(C) PUBLIC PROPERTY	(D) CHURCH AND CHARITABLE	(E) CEMETERIES AND GRAVEYARDS	(F) OTHER EXEMPTS	(G) TOTAL AMOUNT OF EXEMPTS (13A+B+C+D+E+F)
01: CARTERET BORO	35,187,800	0	92,498,800	28,528,000	0	212,438,000	368,652,600
02: CRANBURY TWP	11,399,222	0	29,225,980	12,888,041	625,500	21,619,408	75,758,151
03: DUNELLEN BORO	10,651,000	318,600	2,689,300	3,829,800	0	521,100	18,009,800
04: EAST BRUNSWICK TWP	55,835,400	219,000	80,245,900	22,678,300	4,859,300	42,066,700	205,904,600
05: EDISON TWP	229,285,200	72,090,100	248,600,700	128,714,200	390,500	125,056,800	804,137,500
06: HELMETA BORO	0	0	5,538,600	2,604,700	0	3,230,000	11,373,300
07: HIGHLAND PARK BORO	21,064,000	3,511,300	50,387,700	13,526,300	0	3,775,300	92,264,600
08: JAMESBURG BORO	10,592,900	0	2,562,800	9,113,300	832,700	3,548,300	26,650,000
09: METUCHEN BORO	23,113,800	10,870,000	27,252,800	28,758,500	1,758,900	16,717,300	108,471,300
10: MIDDLESEX BORO	12,332,500	1,179,100	15,446,100	3,246,300	18,300	2,278,800	34,501,100
11: MILLTOWN BORO	9,554,900	4,804,800	19,666,800	9,321,950	0	17,125,000	60,473,450
12: MONROE TWP	100,673,600	456,800	115,822,100	13,413,600	690,200	75,109,300	306,165,600
13: NEW BRUNSWICK CITY	154,610,100	552,821,000	172,499,800	387,642,000	7,590,700	332,252,400	1,607,416,000
14: NORTH BRUNSWICK TWP	207,153,200	0	178,940,200	15,062,300	11,208,800	5,101,300	417,465,800
15: OLD BRIDGE TWP	156,257,800	1,878,100	144,600,200	62,274,000	1,137,600	15,981,500	382,129,200
16: PERTH AMBOY	145,069,200	7,298,600	241,870,800	159,599,900	22,116,900	22,678,800	598,634,200
17: PISCATAWAY TWP	167,209,200	881,712,500	161,711,900	65,937,500	22,125,700	43,594,900	1,342,291,700
18: PLAINSBORO TWP	115,687,900	32,807,300	108,588,600	19,029,900	3,145,900	569,301,300	848,560,900
19: SAYREVILLE BORO	47,662,400	11,454,700	80,005,700	18,985,800	2,150,000	445,211,100	605,469,700
20: SOUTH AMBOY CITY	7,106,100	0	54,801,400	25,901,700	2,035,000	27,457,700	117,301,900
21: SOUTH BRUNSWICK TWP	153,456,000	5,700,000	166,133,900	35,937,400	20,081,800	13,366,500	394,675,600
22: SOUTH PLAINFIELD BOR	45,337,500	3,490,400	33,434,500	9,192,800	1,362,200	4,731,900	97,549,300
23: SOUTH RIVER BORO	13,511,000	1,070,000	12,429,500	19,519,000	845,800	1,505,300	48,880,600
24: SPOTSWOOD BORO	29,601,300	4,746,400	18,707,400	8,445,300	0	4,290,500	65,790,900
25: WOODBRIDGE TWP	85,000,700	2,300,000	205,243,260	56,826,000	25,942,100	123,367,800	498,679,860
MIDDLESEX	1,847,352,722	1,598,728,700	2,268,904,740	1,160,976,591	128,917,900	2,132,327,008	9,137,207,661

2016 ABSTRACT OF RATABLES FOR THE COUNTY OF MIDDLESEX

TAXING DISTRICTS	SECTION 14				SECTION 15	
	AMOUNT OF MISCELLANEOUS REVENUES TO SUPPORT LOCAL BUDGET				DEDUCTIONS ALLOWED	
	(A) SURPLUS REVENUE	(B) MISCELLANEOUS REVENUES ANTICIPATED	(C) RECEIPTS FROM DELINQUENT TAX	(D) TOTAL OF MISCELLANEOUS REVENUES (COL. 14A+B+C)	(A) SENIOR CITIZEN, DISABLED AND SURVIVING SPOUSE	(B) VETERANS AND WIDOWS
01: CARTERET BORO	2,500,000.00	13,551,270.36	675,000.00	16,726,270.36	56,000.00	115,000.00
02: CRANBURY TWP	1,099,400.00	2,660,736.45	120,422.00	3,880,558.45	750.00	19,250.00
03: DUNELLEN BORO	379,000.00	1,287,604.00	292,000.00	1,958,604.00	6,250.00	38,000.00
04: EAST BRUNSWICK TWP	2,500,000.00	18,435,898.00	1,555,000.00	22,490,898.00	67,750.00	256,000.00
05: EDISON TWP	3,736,455.54	34,598,581.28	45,771.51	38,380,808.33	121,750.00	418,000.00
06: HELMETTA BORO	200,000.00	394,389.38	123,000.00	717,389.38	4,000.00	14,500.00
07: HIGHLAND PARK BORO	700,000.00	2,613,795.00	.00	3,313,795.00	6,500.00	38,000.00
08: JAMESBURG BORO	520,000.00	788,556.08	219,000.00	1,527,556.08	5,500.00	21,000.00
09: METUCHEN BORO	1,355,076.00	4,334,828.40	650,000.00	6,339,904.40	11,750.00	72,250.00
10: MIDDLESEX BORO	1,618,212.06	4,076,612.28	625,000.00	6,319,824.34	26,250.00	111,000.00
11: MILLTOWN BORO	675,000.00	2,811,038.18	.00	3,486,038.18	8,000.00	71,500.00
12: MONROE TWP	5,500,000.00	11,332,704.69	1,300,000.00	18,132,704.69	79,000.00	698,000.00
13: NEW BRUNSWICK CITY	1,900,000.00	51,872,945.84	.00	53,772,945.84	24,250.00	44,750.00
14: NORTH BRUNSWICK TWP	2,850,000.00	12,174,645.46	.00	15,024,645.46	32,250.00	123,250.00
15: OLD BRIDGE TWP	6,750,000.00	12,049,558.00	30,000.00	18,829,558.00	111,250.00	334,250.00
16: PERTH AMBOY	3,065,000.00	14,170,083.63	110,250.00	17,345,333.63	58,750.00	82,250.00
17: PISCATAWAY TWP	9,265,682.60	10,930,605.05	1,500,000.00	21,696,287.65	69,250.00	216,000.00
18: PLAINSBORO TWP	2,780,000.00	8,592,171.79	140,000.00	11,512,171.79	6,500.00	41,250.00
19: SAYREVILLE BORO	3,500,000.00	20,956,754.98	1,200,000.00	25,656,754.98	84,750.00	267,500.00
20: SOUTH AMBOY CITY	468,000.00	6,037,375.20	.00	6,505,375.20	16,500.00	53,250.00
21: SOUTH BRUNSWICK TWP	3,000,000.00	15,085,016.99	1,555,000.00	19,640,016.99	32,750.00	137,500.00
22: SOUTH PLAINFIELD BOR	1,740,000.00	6,691,535.31	865,000.00	9,296,535.31	41,500.00	161,500.00
23: SOUTH RIVER BORO	1,392,790.18	6,272,281.21	605,000.00	8,270,071.39	29,000.00	93,250.00
24: SPOTSWOOD BORO	1,321,200.00	1,860,055.97	290,000.00	3,471,255.97	8,000.00	62,250.00
25: WOODBRIDGE TWP	10,106,783.97	47,470,788.03	50,000.00	57,627,572.00	207,000.00	589,500.00
MIDDLESEX	68,922,600.35	311,049,831.56	11,950,443.51	391,922,875.42	1,115,250.00	4,079,000.00

2016 ABSTRACT OF RATABLES FOR THE COUNTY OF MIDDLESEX

TAXING DISTRICTS	ADDENDUM TO ABSTRACT OF RATABLES -- ASSESSED VALUE OF PARTIAL EXEMPTIONS & ABATEMENTS (COLUMN 3)								
	(1) POLLUTION CONTROL	(2) FIRE SUPPRESSION	(3) FALLOUT SHELTER	(4) WATER- SEWER FACILITY	(5) RENEWABLE ENERGY	(6) UEZ ABATEMENT	(7) HOME IMPROVEMENT	(8) MULTI- FAMILY DWELLING	(9) CLASS 4 ABATEMENT
01: CARTERET BORO	0	0	0	2,428,217	0	0	0	0	0
02: CHANBURY TWP	0	23,451,300	0	0	0	0	0	0	0
03: DUNELLEN BORO	0	0	0	0	0	0	0	0	0
04: EAST BRUNSWICK TWP	0	567,600	0	0	0	0	0	0	0
05: EDISON TWP	0	2,602,700	0	0	0	0	0	0	0
06: HELMETTA BORO	0	0	0	0	0	0	0	0	0
07: HIGHLAND PARK BORO	0	0	0	0	0	0	0	0	0
08: JAMESBURG BORO	0	0	0	0	0	0	0	0	0
09: METUCHEN BORO	0	0	0	0	0	0	0	0	0
10: MIDDLESEX BORO	0	0	0	0	0	0	0	0	0
11: MILLTOWN BORO	0	0	0	0	0	0	0	0	0
12: MONROE TWP	0	0	0	0	0	0	0	0	0
13: NEW BRUNSWICK CITY	0	0	0	0	0	0	0	0	0
14: NORTH BRUNSWICK TWP	0	4,456,600	0	0	0	0	0	0	0
15: OLD BRIDGE TWP	0	0	0	0	0	0	0	0	0
16: PERTH AMBOY	0	0	0	0	0	0	0	0	0
17: PISCATAWAY TWP	0	13,800	0	0	0	0	0	0	0
18: PLAINSBORO TWP	9,785,100	5,060,300	0	0	3,488,600	0	0	0	0
19: SAYREVILLE BORO	0	673,000	0	0	0	0	0	0	0
20: SOUTH AMBOY CITY	0	0	0	0	0	0	0	0	0
21: SOUTH BRUNSWICK TWP	0	13,106,700	0	0	0	0	0	0	0
22: SOUTH PLAINFIELD BOR	0	0	0	0	0	0	0	0	0
23: SOUTH RIVER BORO	0	0	0	0	0	0	0	0	0
24: SPOTSWOOD BORO	0	0	0	0	0	0	0	0	0
25: WOODBRIDGE TWP	0	1,874,000	0	0	0	0	0	0	0
MIDDLESEX	9,785,100	51,806,000	0	2,428,217	3,488,600	0	0	0	0

2016 ABSTRACT OF RATABLES FOR THE COUNTY OF MIDDLESEX

ADDENDUM TO ABSTRACT OF RATABLES -- ASSESSED VALUE OF PARTIAL EXEMPTIONS & ABATEMENTS (CONTINUED)

TAXING DISTRICTS	(10)	(11)	(12)	(13)	(14)	(15)	(16)	(17)
	DWELLING ABATEMENT	DWELLING EXEMPTION	NEW DWELLING CONVERSION ABATEMENT	NEW DWELLING CONVERSION EXEMPTION	MULTI-DWELLING EXEMPTION	MULTI-DWELLING ABATEMENT	COMMERCIAL/ INDUSTRIAL EXEMPTION	TOTAL VALUE
01: CARTERET BORO	0	30,000	0	0	0	0	0	2,458,217
02: CRANBURY TWP	0	0	0	0	0	0	0	23,451,300
03: DUNELLEN BORO	0	0	0	0	0	0	0	0
04: EAST BRUNSWICK TWP	0	0	0	0	0	0	0	567,600
05: EDISON TWP	0	0	0	0	0	0	0	2,602,700
06: HELMETTA BORO	0	0	0	0	0	0	0	0
07: HIGHLAND PARK BORO	0	0	0	0	0	0	0	0
08: JAMESBURG BORO	0	0	0	0	0	0	0	0
09: METUCHEN BORO	0	0	0	0	0	0	0	0
10: MIDDLESEX BORO	0	117,900	0	0	0	0	0	117,900
11: MILLTOWN BORO	0	0	0	0	0	0	0	0
12: MONROE TWP	0	0	0	0	0	0	0	0
13: NEW BRUNSWICK CITY	0	264,600	0	0	0	0	0	264,600
14: NORTH BRUNSWICK TWP	0	0	0	0	0	0	0	4,456,600
15: OLD BRIDGE TWP	0	0	0	0	0	0	7,561,000	7,561,000
16: PERTH AMBOY	0	25,000	0	0	0	0	3,671,300	3,696,300
17: PISCATAWAY TWP	0	248,700	0	0	0	0	0	262,500
18: FLAINSBORO TWP	0	0	0	0	0	0	0	18,334,000
19: SAYREVILLE BORO	286,400	0	0	0	0	0	0	959,400
20: SOUTH AMBOY CITY	0	0	0	0	0	0	0	0
21: SOUTH BRUNSWICK TWP	0	0	0	0	0	0	0	13,106,700
22: SOUTH PLAINFIELD BOR	166,775	650,300	0	0	0	0	0	817,075
23: SOUTH RIVER BORO	0	0	0	0	0	0	0	0
24: SPOTSWOOD BORO	0	0	0	0	0	0	0	0
25: WOODBRIDGE TWP	0	1,264,900	0	0	0	0	0	3,138,900
MIDDLESEX	453,175	2,601,400	0	0	0	0	11,232,300	81,794,792

2016 ABSTRACT OF RATABLES FOR THE COUNTY OF MIDDLESEX

TAXING DISTRICTS	ADDENDUM -- EQUALIZED VALUE BASED ON IN LIEU OF TAXES (COL. 10B)				
	(1) C.12 PL 1977 IN LIEU OF TAX	(2) NJ HOUSING FINANCE AGENCY	(3) URBAN RENEWAL	(4) OTHER	(5) TOTAL
01:CARTERET BORO	0	0	0	0	0
02:CRANBURY TWP	0	0	0	0	0
03:DUNELLEN BORO	0	0	0	0	0
04:EAST BRUNSWICK TWP	0	0	0	0	0
05:EDISON TWP	0	0	0	0	0
06:HELMETTA BORO	0	0	0	0	0
07:HIGHLAND PARK BORO	0	0	0	0	0
08:JAMESBURG BORO	0	0	0	0	0
09:METUCHEN BORO	0	0	0	0	0
10:MIDDLESEX BORO	0	0	0	0	0
11:MILLTOWN BORO	0	0	0	0	0
12:MONROE TWP	0	0	0	0	0
13:NEW BRUNSWICK CITY	0	0	0	0	0
14:NORTH BRUNSWICK TWP	0	0	0	0	0
15:OLD BRIDGE TWP	0	0	0	0	0
16:PERTH AMBOY	0	0	0	0	0
17:PISCATAWAY TWP	0	0	0	0	0
18:PLAINSBORO TWP	0	0	0	0	0
19:SAYREVILLE BORO	0	0	0	0	0
20:SOUTH AMBOY CITY	0	0	0	0	0
21:SOUTH BRUNSWICK TWP	0	0	0	0	0
22:SOUTH PLAINFIELD BOR	0	0	0	0	0
23:SOUTH RIVER BORO	0	0	0	0	0
24:SPOTSWOOD BORO	0	0	0	0	0
25:WOODBRIAGE TWP	0	0	0	0	0
MIDDLESEX	0	0	0	0	0

2016 ABSTRACT OF RATABLES FOR THE COUNTY OF MIDDLESEX

TAXING DISTRICTS	BREAKDOWN OF GENERAL TAX RATE											
	COUNTY TAX	LIBRARY TAX	HEALTH SERVICE TAX	COUNTY OPEN SPACE TAX	DISTRICT SCHOOL TAX	REGIONAL SCHOOL TAX	LOCAL SCHOOL TAX	MUNICIPAL PURPOSE TAX	MUNICIPAL OPEN SPACE TAX	MUNICIPAL LIBRARY TAX	GENERAL TAX RATE	EFFECTIVE TAX RATE
01:CARTERET BORO	.413	.000	.000	.035	1.394	.000	.000	1.258	.030	.037	3.167	2.756
02:CRANBURY TWP	.364	.000	.000	.031	1.049	.000	.000	.436	.020	.033	1.933	1.924
03:DUNELLEN BORO	1.488	.000	.000	.124	7.486	.000	.000	3.254	.000	.135	12.487	3.038
04:EAST BRUNSWICK TWP	1.358	.000	.000	.113	6.801	.000	.000	2.015	.020	.124	10.431	2.773
05:EDISON TWP	.789	.000	.000	.066	2.932	.000	.000	1.196	.000	.073	5.056	2.271
06:HELMETTA BORO	.395	.000	.000	.033	1.719	.000	.000	.727	.000	.000	2.874	2.635
07:HIGHLAND PARK BORO	.843	.000	.000	.070	4.870	.000	.000	2.039	.000	.076	7.898	3.369
08:JAMESBURG BORO	.668	.000	.000	.056	3.554	.000	.000	1.687	.000	.061	6.026	3.260
09:METUCHEN BORO	.833	.000	.000	.069	3.612	.000	.000	1.181	.000	.075	5.770	2.506
10:MIDDLESEX BORO	1.034	.000	.000	.086	4.752	.000	.000	2.393	.000	.094	8.359	2.927
11:MILLTOWN BORO	.693	.000	.000	.058	3.349	.000	.000	1.147	.000	.063	5.310	2.768
12:MONROE TWP	.399	.000	.000	.034	1.424	.000	.000	.457	.015	.036	2.365	2.131
13:NEW BRUNSWICK CITY	.916	.000	.000	.076	2.262	.072	.000	2.447	.000	.093	5.866	2.311
14:NORTH BRUNSWICK TWP	.667	.000	.000	.056	3.325	.000	.000	1.202	.030	.060	5.340	2.898
15:OLD BRIDGE TWP	.775	.000	.000	.065	2.777	.000	.000	.961	.000	.070	4.648	2.171
16:PERTH AMBOY	.338	.000	.000	.028	.757	.000	.000	1.727	.000	.030	2.880	3.034
17:PISCATAWAY TWP	.399	.000	.000	.033	1.446	.000	.000	.702	.000	.036	2.616	2.353
18:PLAINSBORO TWP	.316	.000	.000	.027	1.389	.000	.000	.314	.010	.028	2.084	2.389
19:SAYREVILLE BORO	.723	.000	.000	.060	2.724	.000	.000	1.294	.020	.065	4.886	2.444
20:SOUTH AMBOY CITY	.343	.000	.000	.029	1.068	.000	.000	1.167	.000	.030	2.637	2.780
21:SOUTH BRUNSWICK TWP	.869	.000	.000	.072	2.979	.000	.000	.819	.039	.079	4.857	2.021
22:SOUTH PLAINFIELD BOR	.981	.000	.000	.082	3.358	.000	.000	1.287	.000	.089	5.797	2.123
23:SOUTH RIVER BORO	1.178	.000	.000	.098	3.995	.000	.000	2.073	.000	.108	7.452	2.287
24:SPOTSWOOD BORO	.382	.000	.000	.032	1.748	.000	.000	.903	.000	.034	3.099	2.936
25:WOODBRIIDGE TWP	1.317	.000	.000	.110	5.562	.000	.000	2.820	.000	.120	9.929	2.714

2016 ABSTRACT OF RATABLES FOR THE COUNTY OF MIDDLESEX

TAXING DISTRICT	SPECIAL TAXING DISTRICTS				
	SPECIAL TAXING DISTRICT	NUMBER OF RATABLES	RATABLE VALUE	BUDGET	SPECIAL DISTRICT RATE
01: CARTERET BORO	SPEC IMPROVEMENT: S01	305	828,704,042	1,917,650.00	.209
01: CARTERET BORO	SPEC IMPROVEMENT: S02	200	778,205,542	525,000.00	.061
04: EAST BRUNSWICK TWP	FIRE DISTRICT: F02	7,796	962,511,219	1,308,656.00	.136
04: EAST BRUNSWICK TWP	FIRE DISTRICT: F01	7,681	708,569,942	2,029,480.00	.286
04: EAST BRUNSWICK TWP	FIRE DISTRICT: F03	1,752	226,805,776	650,999.00	.287
05: EDISON TWP	GARBAGE DISTRICT: G01	17,290	4,425,830,100	9,736,826.22	.220
07: HIGHLAND PARK BORO	SPEC IMPROVEMENT: S01	130	39,597,100	159,456.52	.402
08: JAMESBURG BORO	FIRE DISTRICT: F01	1,796	235,590,020	463,000.00	.197
12: MONROE TWP	FIRE DISTRICT: F02	9,302	2,806,851,988	3,785,670.00	.135
12: MONROE TWP	FIRE DISTRICT: F03	7,422	2,603,204,387	4,991,899.00	.192
12: MONROE TWP	FIRE DISTRICT: F01	4,585	1,881,768,087	2,041,067.00	.109
15: OLD BRIDGE TWP	FIRE DISTRICT: F01	2,597	321,593,671	455,000.00	.142
15: OLD BRIDGE TWP	FIRE DISTRICT: F04	982	185,748,039	590,116.00	.318
15: OLD BRIDGE TWP	FIRE DISTRICT: F02	6,186	1,154,620,193	1,777,447.00	.154
15: OLD BRIDGE TWP	FIRE DISTRICT: F03	10,162	1,773,789,168	1,473,253.00	.084
16: PERTH AMBOY	SPEC IMPROVEMENT: S01	269	173,377,100	232,325.00	.134
17: PISCATAWAY TWP	FIRE DISTRICT: F02	3,989	1,738,303,772	1,287,832.00	.074
17: PISCATAWAY TWP	FIRE DISTRICT: F04	3,282	1,469,382,971	997,700.00	.068
17: PISCATAWAY TWP	FIRE DISTRICT: F01	5,559	2,714,522,072	1,239,048.00	.046
17: PISCATAWAY TWP	FIRE DISTRICT: F03	1,565	369,647,471	298,800.00	.081
18: PLAINSBORO TWP	FIRE DISTRICT: F01	5,861	4,619,577,413	1,848,000.00	.040
21: SOUTH BRUNSWICK TWP	FIRE DISTRICT: F01	5,087	978,257,601	793,560.00	.082
21: SOUTH BRUNSWICK TWP	FIRE DISTRICT: F02	7,400	2,063,330,541	940,475.00	.046
21: SOUTH BRUNSWICK TWP	FIRE DISTRICT: F03	2,115	599,729,470	481,916.00	.081
25: WOODBRIDGE TWP	FIRE DISTRICT: F08	931	100,503,500	821,113.60	.817
25: WOODBRIDGE TWP	FIRE DISTRICT: F07	3,188	289,049,000	2,020,452.51	.699
25: WOODBRIDGE TWP	FIRE DISTRICT: F04	442	68,876,800	655,707.14	.952
25: WOODBRIDGE TWP	FIRE DISTRICT: F01	6,367	709,886,500	7,084,667.27	.998
25: WOODBRIDGE TWP	FIRE DISTRICT: F09	4,263	530,068,900	1,998,359.75	.377
25: WOODBRIDGE TWP	FIRE DISTRICT: F05	4,449	541,833,900	1,609,246.68	.297
25: WOODBRIDGE TWP	FIRE DISTRICT: F11	3,220	312,432,000	1,205,987.52	.386
25: WOODBRIDGE TWP	FIRE DISTRICT: F12	4,098	368,967,700	1,616,078.53	.438
25: WOODBRIDGE TWP	FIRE DISTRICT: F02	1,547	214,541,300	1,616,078.53	.878
25: WOODBRIDGE TWP	FIRE DISTRICT: F10	9	13,873,395	83,517.84	.602

2016 ABSTRACT OF RATABLES FOR THE COUNTY OF MIDDLESEX

TAXING DISTRICT	ADDENDUM: STATE AID ADJUSTMENT FOR BPP			ADDENDUM: REAP DISTRIBUTION SUMMARY		
	COUNTY	SCHOOL	MUNICIPAL	ELIGIBLE PROPERTY ASSESSMENTS	R.E.A.P. AID	TAX RATE CREDIT
01: CARTERET BORO						
02: CRANBURY TWP						
03: DUNELLEN BORO						
04: EAST BRUNSWICK TWP						
05: EDISON TWP						
06: HELMETTA BORO						
07: HIGHLAND PARK BORO						
08: JAMESBURG BORO						
09: METUCHEN BORO						
10: MIDDLESEX BORO						
11: MILLTOWN BORO						
12: MONROE TWP						
13: NEW BRUNSWICK CITY						
14: NORTH BRUNSWICK TWP						
15: OLD BRIDGE TWP						
16: PERTH AMBOY						
17: PISCATAWAY TWP						
18: PLAINSBORO TWP						
19: SAYREVILLE BORO						
20: SOUTH AMBOY CITY						
21: SOUTH BRUNSWICK TWP						
22: SOUTH PLAINFIELD BOR						
23: SOUTH RIVER BORO						
24: SPOTSWOOD BORO						
25: WOODBRIDGE TWP						
MIDDLESEX						

2016 ABSTRACT OF RATABLES FOR THE COUNTY OF MIDDLESEX

TAXING DISTRICT	SPECIAL TAXING DISTRICTS				
	SPECIAL TAXING DISTRICT	NUMBER OF RATABLES	RATABLE VALUE	BUDGET	SPECIAL DISTRICT RATE

2016 ABSTRACT OF RATABLES FOR THE COUNTY OF MIDDLESEX

TAXING DISTRICTS	BREAKDOWN OF GENERAL TAX RATE											
	COUNTY TAX	LIBRARY TAX	HEALTH SERVICE TAX	COUNTY OPEN SPACE TAX	DISTRICT SCHOOL TAX	REGIONAL SCHOOL TAX	LOCAL SCHOOL TAX	MUNICIPAL PURPOSE TAX	MUNICIPAL OPEN SPACE TAX	MUNICIPAL LIBRARY TAX	GENERAL TAX RATE	EFFECTIVE TAX RATE
01: CARTERET BORO	.413	.000	.000	.035	1.394	.000	.000	1.258	.030	.037	3.167	2.756
02: CRANBURY TWP	.364	.000	.000	.031	1.049	.000	.000	.436	.020	.033	1.933	1.924
03: DUNELLEN BORO	1.488	.000	.000	.124	7.486	.000	.000	3.254	.000	.135	12.487	3.038
04: EAST BRUNSWICK TWP	1.358	.000	.000	.113	6.801	.000	.000	2.015	.020	.124	10.431	2.773
05: EDISON TWP	.789	.000	.000	.066	2.932	.000	.000	1.196	.000	.073	5.056	2.271
06: HELMETTA BORO	.395	.000	.000	.033	1.719	.000	.000	.727	.000	.000	2.874	2.635
07: HIGHLAND PARK BORO	.843	.000	.000	.070	4.870	.000	.000	2.039	.000	.076	7.898	3.369
08: JAMESBURG BORO	.668	.000	.000	.056	3.554	.000	.000	1.687	.000	.061	6.026	3.260
09: METUCHEN BORO	.833	.000	.000	.069	3.612	.000	.000	1.181	.000	.075	5.770	2.506
10: MIDDLESEX BORO	1.034	.000	.000	.086	4.752	.000	.000	2.393	.000	.094	8.359	2.927
11: MILLTOWN BORO	.693	.000	.000	.058	3.349	.000	.000	1.147	.000	.063	5.310	2.768
12: MONROE TWP	.399	.000	.000	.034	1.424	.000	.000	.457	.015	.036	2.365	2.131
13: NEW BRUNSWICK CITY	.916	.000	.000	.076	2.262	.072	.000	2.447	.000	.093	5.866	2.311
14: NORTH BRUNSWICK TWP	.667	.000	.000	.056	3.325	.000	.000	1.202	.030	.060	5.340	2.898
15: OLD BRIDGE TWP	.775	.000	.000	.065	2.777	.000	.000	.961	.000	.070	4.648	2.171
16: PERTH AMBOY	.338	.000	.000	.028	.757	.000	.000	1.727	.000	.030	2.880	3.034
17: PISCATAWAY TWP	.399	.000	.000	.033	1.446	.000	.000	.702	.000	.036	2.616	2.353
18: PLAINSBORO TWP	.316	.000	.000	.027	1.389	.000	.000	.314	.010	.028	2.084	2.389
19: SAYREVILLE BORO	.723	.000	.000	.060	2.724	.000	.000	1.294	.020	.065	4.886	2.444
20: SOUTH AMBOY CITY	.343	.000	.000	.029	1.068	.000	.000	1.167	.000	.030	2.637	2.780
21: SOUTH BRUNSWICK TWP	.869	.000	.000	.072	2.979	.000	.000	.819	.039	.079	4.857	2.021
22: SOUTH PLAINFIELD BOR	.981	.000	.000	.082	3.358	.000	.000	1.287	.000	.089	5.797	2.123
23: SOUTH RIVER BORO	1.178	.000	.000	.098	3.995	.000	.000	2.073	.000	.108	7.452	2.287
24: SPOTSWOOD BORO	.382	.000	.000	.032	1.748	.000	.000	.903	.000	.034	3.099	2.936
25: WOODBRIDGE TWP	1.317	.000	.000	.110	5.562	.000	.000	2.820	.000	.120	9.929	2.714

MIDDLESEX COUNTY 2016 TAX LEVY APPORTIONMENT ANALYSIS

MUNICIPALITY	TOTAL TAX LEVY	COUNTY TAX LEVY		MUNICIPAL TAX LEVY		SCHOOL TAX LEVY		COUNTY LIBRARY TAX		COUNTY OPEN SPACE TAX	
		COUNTY TAXES APPORTIONED	% OF TOTAL LEVY	TOTAL MUNICIPAL TAX LEVY	% OF TOTAL LEVY	TOTAL SCHOOL TAX LEVY	% OF TOTAL LEVY	TOTAL LIBRARY TAX LEVY	% OF TOTAL LEVY	TOTAL OPEN SPACE TAX LEVY	% OF TOTAL LEVY
01 CARTERET BORO	\$60,185,769.78	\$7,842,457.61	13.03%	\$25,204,427.98	41.88%	\$26,489,010.00	44.01%	\$0.00	.00%	\$649,874.19	1.08%
02 CRANBURY TWP	\$30,013,618.58	\$5,644,623.22	18.81%	\$7,609,846.32	25.35%	\$16,291,191.00	54.28%	\$0.00	.00%	\$467,958.04	1.56%
03 DUNELLEN BORO	\$18,022,592.63	\$2,146,202.39	11.91%	\$4,893,339.00	27.15%	\$10,805,123.00	59.95%	\$0.00	.00%	\$177,928.24	.99%
04 EAST BRUNSWICK TWP	\$197,967,999.71	\$25,766,136.79	13.02%	\$41,007,559.00	20.71%	\$129,058,216.00	65.19%	\$0.00	.00%	\$2,136,087.92	1.08%
05 EDISON TWP	\$357,206,931.27	\$55,726,195.09	15.60%	\$89,678,846.98	25.11%	\$207,185,019.00	58.00%	\$0.00	.00%	\$4,616,870.20	1.29%
06 HELMETTA BORO	\$5,345,452.57	\$734,177.36	13.73%	\$1,352,792.47	25.31%	\$3,197,617.00	59.82%	\$0.00	.00%	\$60,865.74	1.14%
07 HIGHLAND PARK BORO	\$43,744,658.76	\$4,666,522.52	10.67%	\$11,716,635.00	26.78%	\$26,974,794.00	61.66%	\$0.00	.00%	\$386,707.24	.88%
08 JAMESBURG BORO	\$14,194,329.49	\$1,572,291.74	11.08%	\$4,119,394.75	29.02%	\$8,372,297.00	58.98%	\$0.00	.00%	\$130,346.00	.92%
09 METUCHEN BORO	\$57,232,227.91	\$8,255,746.28	14.42%	\$12,460,848.95	21.77%	\$35,831,211.00	62.61%	\$0.00	.00%	\$684,421.68	1.20%
10 MIDDLESEX BORO	\$41,452,502.77	\$5,124,072.71	12.36%	\$12,338,346.41	29.77%	\$23,565,281.00	56.85%	\$0.00	.00%	\$424,802.65	1.02%
11 MILLTOWN BORO	\$23,757,059.30	\$3,100,286.79	13.05%	\$5,419,549.28	22.81%	\$14,980,197.00	63.06%	\$0.00	.00%	\$257,026.23	1.08%
12 MONROE TWP	\$172,574,029.34	\$29,091,691.55	16.86%	\$37,165,027.94	21.54%	\$103,908,183.00	60.21%	\$0.00	.00%	\$2,409,126.85	1.40%
13 NEW BRUNSWICK CITY	\$74,184,057.32	\$11,578,875.85	15.61%	\$32,133,933.22	43.32%	\$29,511,631.55	39.78%	\$0.00	.00%	\$959,616.70	1.29%
14 NORTH BRUNSWICK TWP	\$131,457,037.41	\$16,406,587.68	12.48%	\$31,842,955.56	24.22%	\$81,847,325.00	62.26%	\$0.00	.00%	\$1,360,169.17	1.03%
15 OLD BRIDGE TWP	\$159,670,139.27	\$26,603,075.51	16.66%	\$35,462,592.00	22.21%	\$95,399,001.00	59.75%	\$0.00	.00%	\$2,205,470.76	1.38%
16 PERTH AMBOY	\$93,260,843.90	\$10,931,057.33	11.72%	\$56,934,262.15	61.05%	\$24,490,048.00	26.26%	\$0.00	.00%	\$905,476.42	.97%
17 PISCATAWAY TWP	\$164,532,668.22	\$25,052,235.67	15.23%	\$46,469,506.00	28.24%	\$90,934,806.00	55.27%	\$0.00	.00%	\$2,076,120.55	1.26%
18 PLAINSBORO TWP	\$96,754,129.25	\$14,652,820.67	15.14%	\$16,403,362.69	16.95%	\$64,483,178.00	66.65%	\$0.00	.00%	\$1,214,767.89	1.26%
19 SAYREVILLE BORO	\$111,678,682.76	\$16,516,986.59	14.79%	\$31,537,540.42	28.24%	\$62,254,946.00	55.74%	\$0.00	.00%	\$1,369,209.75	1.23%
20 SOUTH AMBOY CITY	\$23,904,634.82	\$3,106,062.53	12.99%	\$10,862,844.70	45.44%	\$9,678,221.00	40.49%	\$0.00	.00%	\$257,506.59	1.08%
21 SOUTH BRUNSWICK TWP	\$176,842,505.36	\$31,608,711.35	17.87%	\$34,171,775.72	19.32%	\$108,441,707.00	61.32%	\$0.00	.00%	\$2,620,311.29	1.48%
22 SOUTH PLAINFIELD BOR	\$80,955,849.01	\$13,689,510.32	16.91%	\$19,234,723.52	23.76%	\$46,897,014.00	57.93%	\$0.00	.00%	\$1,134,601.17	1.40%
23 SOUTH RIVER BORO	\$30,676,841.65	\$4,849,587.81	15.81%	\$8,980,886.00	29.28%	\$16,444,319.00	53.60%	\$0.00	.00%	\$402,048.84	1.31%
24 SPOTSWOOD BORO	\$22,880,240.00	\$2,813,765.81	12.30%	\$6,927,097.00	30.28%	\$12,906,108.00	56.41%	\$0.00	.00%	\$233,269.19	1.02%
25 WOODBRIDGE TWP	\$312,747,450.05	\$41,483,318.83	13.26%	\$92,631,038.52	29.62%	\$175,194,716.00	56.02%	\$0.00	.00%	\$3,438,376.70	1.10%
** COUNTY TOTAL	\$2,501,242,251.13	\$368,963,000.00	14.75%	\$676,559,131.58	27.05%	\$1,425,141,159.5	56.98%	\$0.00	.00%	\$30,578,960.00	1.22%

MIDDLESEX COUNTY 2016 LINE ITEM BREAKDOWN

MUNICIPALITY	1	2	3A	3B	4A	4B	4C	5	6	15A	15B	15C	15D	15E	15F	TOTAL
01 CARTERET BORO	134	5,156	0	0	140	79	20	13	1	7	0	201	46	0	91	5,888
02 CRANBURY TWP	68	1,164	49	94	101	41	1	8	1	1	0	48	9	1	25	1,611
03 DUNELLEN BORO	34	1,945	0	0	103	7	7	0	1	5	3	46	16	0	7	2,174
04 EAST BRUNSWICK TWP	493	15,921	20	60	616	106	10	9	3	23	1	311	37	11	139	17,760
05 EDISON TWP	1,019	25,404	0	7	897	306	74	74	1	43	20	542	113	3	79	28,582
06 HELMETTA BORO	37	869	0	0	11	1	1	0	1	0	0	74	2	0	2	998
07 HIGHLAND PARK BORO	141	2,953	0	0	185	7	88	1	1	7	4	77	37	0	10	3,511
08 JAMESBURG BORO	155	1,561	0	0	106	1	14	2	1	3	0	16	15	4	10	1,888
09 METUCHEN BORO	90	4,591	0	0	355	67	15	0	1	5	2	60	31	4	28	5,249
10 MIDDLESEX BORO	161	4,190	0	0	199	147	5	22	1	15	1	220	11	2	18	4,992
11 MILLTOWN BORO	57	2,389	0	0	93	4	5	0	1	5	1	59	11	0	18	2,643
12 MONROE TWP	1,907	19,419	150	309	179	54	5	3	4	15	1	863	29	4	203	23,145
13 NEW BRUNSWICK CITY	756	5,306	0	0	621	97	176	17	1	17	73	153	130	6	504	7,857
14 NORTH BRUNSWICK TWP	959	9,811	5	17	421	57	36	29	1	31	0	520	43	10	24	11,964
15 OLD BRIDGE TWP	848	18,367	31	118	479	56	25	7	4	19	1	691	44	5	97	20,792
16 PERTH AMBOY	273	7,659	0	0	858	112	167	13	2	28	2	211	158	10	31	9,524
17 PISCATAWAY TWP	354	13,530	7	11	273	191	26	4	4	29	49	429	31	9	78	15,025
18 PLAINSBORO TWP	168	5,496	17	63	116	3	11	3	1	5	3	59	10	2	31	5,988
19 SAYREVILLE BORO	379	11,928	1	2	412	57	23	0	1	8	3	254	17	8	246	13,339
20 SOUTH AMBOY CITY	176	2,687	0	0	148	8	7	0	1	3	0	46	10	1	136	3,223
21 SOUTH BRUNSWICK TWP	1,115	12,592	79	241	354	201	17	9	3	17	1	349	51	11	25	15,065
22 SOUTH PLAINFIELD BO	625	7,265	0	13	223	325	3	0	1	11	1	320	18	3	36	8,844
23 SOUTH RIVER BORO	247	4,368	0	0	192	26	19	1	1	2	1	191	89	5	11	5,153
24 SPOTSWOOD BORO	224	2,539	0	0	56	5	3	0	1	7	3	110	14	0	13	2,975
25 WOODBRIDGE TWP	742	26,391	0	0	1,110	168	103	53	1	48	1	710	67	31	122	29,547
** COUNTY TOTALS	11,162	213,501	359	935	8,248	2,126	861	268	39	354	171	6,560	1,039	130	1,984	247,737

CLASS 1: VACANT CLASS 2: RESIDENTIAL CLASS 3A: REGULAR FARM CLASS 3B: QUALIFIED FARM CLASS 4A: COMMERCIAL
 CLASS 4B: INDUSTRIAL CLASS 4C: APARTMENTS CLASS 5: RAILROADS CLASS 6: PERS. PROPERTY CLASS 15A: PUBLIC SCHOOL
 CLASS 15B: OTHER SCHOOL CLASS 15C: PUBLIC PROP. CLASS 15D: CHURCH & CHAR. CLASS 15E: CEMETERIES CLASS 15F: OTHER

MIDDLESEX COUNTY 2016 RATABLE SUMMARY

MUNICIPALITY	CLASS 1	CLASS 2	CLASS 3A	CLASS 3B	CLASS 4A	CLASS 4B	CLASS 4C	PUB. UTIL.	TOTAL
CARTERET BORO	40,092,400	1,066,429,882	0	0	209,102,500	489,878,983	92,762,400	2,494,459	1,900,760,624
CRANBURY TWP	33,634,300	703,161,600	29,971,400	2,755,200	229,019,000	552,041,900	622,300	1,893,004	1,553,098,704
DUNELLEN BORO	566,500	125,040,800	0	0	14,073,200	3,136,300	1,514,200	25	144,331,025
EAST BRUNSWICK TWP	13,442,700	1,489,679,700	2,363,200	205,200	286,964,750	83,421,100	19,733,100	2,077,187	1,897,886,937
EDISON TWP	118,113,900	4,514,156,800	0	21,500	1,049,012,000	957,561,600	421,038,400	6,439,352	7,066,343,552
HELMETTA BORO	1,907,300	178,812,800	0	0	4,246,600	38,400	817,100	202,751	186,024,951
HIGHLAND PARK BORO	9,602,600	416,431,100	0	0	49,201,300	2,330,600	76,368,600	43	553,934,243
JAMESBURG BORO	3,023,800	193,514,500	0	0	29,560,600	700,000	7,536,600	1,254,520	235,590,020
METUCHEN BORO	13,660,700	814,437,600	0	0	109,677,600	36,412,600	17,852,000	0	992,040,500
MIDDLESEX BORO	5,695,800	390,126,100	0	0	33,895,600	55,790,200	9,851,200	591,061	495,949,961
MILLTOWN BORO	4,213,300	390,352,500	0	0	43,732,800	7,427,400	1,682,700	0	447,408,700
MONROE TWP	218,725,500	5,959,240,000	67,296,700	2,815,700	559,241,900	447,471,700	36,224,800	8,339,362	7,299,355,662
NEW BRUNSWICK CITY	8,062,800	621,522,900	0	0	342,158,900	105,852,500	172,243,900	15,000,000	1,264,841,000
NORTH BRUNSWICK TWP	51,134,100	1,541,110,700	1,182,300	36,100	396,166,900	267,856,900	201,554,600	2,888,810	2,461,930,410
OLD BRIDGE TWP	51,444,600	2,817,879,400	5,155,800	3,992,700	347,275,200	45,347,000	161,519,700	3,219,071	3,435,833,471
PERTH AMBOY	101,726,700	1,835,209,100	0	0	453,458,600	575,690,200	267,514,900	4,723,649	3,238,323,149
PISCATAWAY TWP	75,018,800	3,734,441,600	2,286,500	99,900	417,898,500	1,692,225,600	346,285,500	23,599,886	6,291,856,286
PLAINSBORO TWP	50,207,100	2,476,262,100	13,346,100	904,800	1,465,214,600	7,649,600	622,220,300	7,199,213	4,643,003,813
SAYREVILLE BORO	40,247,400	1,722,569,200	143,900	9,400	167,208,600	182,670,600	173,159,100	51	2,286,008,251
SOUTH AMBOY CITY	40,125,100	726,615,500	0	0	85,425,500	49,736,800	4,854,100	0	906,757,000
SOUTH BRUNSWICK TWP	95,056,600	2,377,216,400	14,981,700	1,969,600	272,150,800	784,435,300	88,984,200	6,523,012	3,641,317,612
SOUTH PLAINFIELD BO	16,852,580	886,609,859	0	82,500	164,065,081	308,853,210	18,277,800	1,870,885	1,396,611,915
SOUTH RIVER BORO	2,929,800	357,919,900	0	0	24,922,700	17,141,900	8,774,700	0	411,689,000
SPOTSWOOD BORO	6,763,000	646,585,600	0	0	59,315,800	18,689,800	7,055,300	0	738,409,500
WOODBRIIDGE TWP	47,813,500	2,015,946,300	0	0	649,157,500	263,505,900	169,787,900	3,843,695	3,150,054,795
COUNTY TOTALS	1,050,060,880	38,001,271,941	136,727,600	12,892,600	7,462,146,531	6,955,866,093	2,928,235,400	92,160,036	56,639,361,081

Middlesex County Tax Assessors

District	Assessor	Municipal Address	Telephone
Carteret	Gerald Briscione	Borough of Carteret Municipal Building 100 Cooke Avenue, Carteret, NJ 07008	732-541-3820 Ext.4
Cranbury	Steven Beumer	Township of Cranbury Municipal Building 23-A No. Main Street, Cranbury, NJ 08512-3203	609-395-0900 Ext.235
Dunellen	Richard Giancighia	Borough of Dunellen Municipal Building 355 North Avenue, Dunellen, NJ 08812-1249	732-968-3323
East Brunswick	Frank Colon	East Brunswick Township Municipal Building 1 Jean Walling Civic Center, PO Box 1081 East Brunswick, NJ 08816-3529	732-390-6845
Edison	Victoria Riddle	Edison Township Municipal Building 100 Municipal Blvd Edison, NJ 08817-3738	732-248-7211
Helmetta	Kenneth Pacera	Borough of Helmetta Municipal Building 60 Main Street, PO Box 378 Helmetta, NJ 08828-1126	732-521-4946 Ext.102
Highland Park	Thomas Mancuso	Borough of Highland Park Municipal Building 221 South 5th Avenue, PO Box 1330 Highland Park, NJ 08904	732-819-3787
Jamesburg	Kenneth Pacera	Borough of Jamesburg Municipal Building 131 Pertineville Road, Jamesburg, NJ 08831-1672	732-521-2222 Ext.101
Metuchen	Arand (Andy) Verma	Borough of Metuchen Municipal Building 500 Main Street, PO Box 592 Metuchen, NJ 08840	732-632-8540
Middlesex	Thomas Reilly	Borough of Middlesex Municipal Building 1200 Mountain Avenue, Middlesex, NJ 08846	732-356-7400 Ext.270
Milltown	Sandy Potkulski	Borough of Milltown Municipal Building 39 Washington Avenue, Milltown, NJ 08850-1219	732-828-2100 Ext.142
Monroe	Mitchell Elias	Township of Monroe Municipal Building 1 Municipal Plaza, Monroe Twp., NJ 08831-1900	732-521-4400
New Brunswick	Phillip Duchesneau	City of New Brunswick Municipal Building 78 Bayard Street, New Brunswick, NJ 08901-2113	732-745-5006
North Brunswick	Dianne Walker	Township of North Brunswick Municipal Building 710 Hermann Road, PO Box 6019 North Brunswick, NJ 08902-2850	732-247-0922 Ext.465
Old Bridge	Brian Enright	Township of Old Bridge Municipal Building One Old Bridge Plaza, Old Bridge, NJ 08857-2497	732-721-5600 Ext.2700
Perth Amboy	Joann Jimenez	City of Perth Amboy Municipal Building 260 High Street, Perth Amboy, NJ 08861-4451	732-826-0290
Piscataway	Lisa Stephens	Township of Piscataway Municipal Building 455 Hoes Lane, Piscataway, NJ 08854-4147	732-562-2328
Plainsboro	Thomas Mancuso	Township of Plainsboro Municipal Building 641 Plainsboro Road, Plainsboro, NJ 08536-2008	609-799-0909 Ext.324
Sayreville	Joseph Kupsch, Jr.	Borough of Sayreville Municipal Building 167 Main Street, Sayreville, NJ 08872-1149	732-390-7080
South Amboy	Brian Enright	City of South Amboy Municipal Building 140 No. Broadway, South Amboy, NJ 08879-1642	732-525-5986
South Brunswick	Keith Fasanella	Township of South Brunswick Municipal Building 540 Ridge Road, PO Box 190 Mommouth Junction, NJ 08852-0190	732-329-4000 Ext.7229
South Plainfield	Mary Frances Hildebrandt	Borough of South Plainfield Municipal Building 2480 Plainfield Avenue, South Plainfield, NJ 07080-3531	908-226-7622
South River	Michael Frangella	Borough of South River Municipal Building 48 Washington Street, South River, NJ 08882-1247	732-257-1999 Ext.123
Spotswood	Patricia Williams	Borough of Spotswood Municipal Building 77 Summerhill Road, Spotswood, NJ 08884-1233	732-521-0700 Ext.835
Woodbridge	Richard Duda	Township of Woodbridge Municipal Building 1 Main Street, Woodbridge, NJ 07095-3352	732-634-4500 Ext.6410


Middlesex County Tax Collectors


District	Collectors	Municipal Address	Telephone
Carteret	Patrick DeBlasio	Borough of Carteret Municipal Building 100 Cooke Avenue, Carteret, NJ 07008	732-541-3820 Ext.3101
Cranbury	Tanyka Johns	Township of Cranbury Municipal Building 23-A No. Main Street, Cranbury, NJ 08512-3203	609-395-0900 Ext.228
Dunellen	Raymond Murray	Borough of Dunellen Municipal Building 355 North Avenue, Dunellen, NJ 08812-1249	732-968-1226
East Brunswick	Michelle O'Hara	East Brunswick Township Municipal Building 1 Jean Walling Civic Center, PO Box 1081 East Brunswick, NJ 08816-3529	732-390-6835
Edison	Lina Vallejo	Edison Township Municipal Building 100 Municipal Blvd. Edison, NJ 08817-3738	732-248-7220
Helmetta	Tina McDermott	Borough of Helmetta Municipal Building 60 Main Street, PO Box 378 Helmetta, NJ 08828-1126	732-521-4946 Ext.103
Highland Park	Constance Ludden	Borough of Highland Park Municipal Building 221 South 5th Avenue, PO Box 1330 Highland Park, NJ 08904	732-819-3788
Jamesburg	Scott Frueh	Borough of Jamesburg Municipal Building 131 Perrineville Road, Jamesburg, NJ 08831-1672	732-521-2222 Ext.110
Metuchen	Rebecca Cuthbert	Borough of Metuchen Municipal Building 500 Main Street, PO Box 592 Metuchen, NJ 08840	732-632-8512
Middlesex	Darcy DeVecchio	Borough of Middlesex Municipal Building 1200 Mountain Avenue, Middlesex, NJ 08846	732-356-7400 Ext.242
Milltown	Diane Wagner	Borough of Milltown Municipal Building 39 Washington Avenue, Milltown, NJ 08850-1219	732-828-2100 Ext.129
Monroe	Luann McGraw-Russell	Township of Monroe Municipal Building 1 Municipal Plaza, Monroe Twp., NJ 08831-1900	732-521-4400
New Brunswick	Marilyn Chetrancolo	City of New Brunswick Municipal Building 78 Bayard Street, New Brunswick, NJ 08901-2113	732-745-5034
North Brunswick	Laurie Hammarstrom	Township of North Brunswick Municipal Building 710 Hermann Road, PO Box 6019 North Brunswick, NJ 08902-2850	732-247-0922 Ext.460
Old Bridge	Dawn Swoboda	Township of Old Bridge Municipal Building One Old Bridge Plaza, Old Bridge, NJ 08857-2497	732-721-5600 Ext.2950
Perth Amboy	Nancy Martin	City of Perth Amboy Municipal Building 260 High Street, Perth Amboy, NJ 08861-4451	732-826-0290
Piscataway	Kathleen Silber	Township of Piscataway Municipal Building 455 Hoes Lane, Piscataway, NJ 08854-4147	732-562-2331
Plainsboro	Lois Burns	Township of Plainsboro Municipal Building 641 Plainsboro Road, Plainsboro, NJ 08536-2008	609-799-0909 Ext.320
Sayreville	Donna Brodzinski	Borough of Sayreville Municipal Building 167 Main Street, Sayreville, NJ 08872-1149	732-390-7040
South Amboy	Joann Katko	City of South Amboy Municipal Building 140 No. Broadway, South Amboy, NJ 08879-1642	732-525-5924
South Brunswick	Kathie Gilliland	Township of South Brunswick Municipal Building 540 Ridge Road, PO Box 190 Mormouth Junction, NJ 08852	732-329-4000 Ext.7307
South Plainfield	Kimberly Clifford	Borough of South Plainfield Municipal Building 2480 Plainfield Avenue, South Plainfield, NJ 07080-3531	908-226-7613
South River	Richard Dudas	Borough of South River Municipal Building 48 Washington Street, South River, NJ 08882-1247	732-257-1999 Ext.103
Spotswood	Shari Phillips	Borough of Spotswood Municipal Building 77 Summerhill Road, Spotswood, NJ 08884-1233	732-521-0700 Ext.830
Woodbridge	Richard Lorenzen	Township of Woodbridge Municipal Building 1 Main Street, Woodbridge, NJ 07095-3352	732-634-4500


2016 ABSTRACT OF RATABLES FOR THE COUNTY OF MIDDLESEX


Total Amount of Miscellaneous Revenues (included Surplus Revenues Appropriated) for the Support of the County Budget	70,581,000.00
Rate per \$100 to be applied to Column 11 for apportionment of County Taxes36186728
Net County Taxes Apportioned (Column 12 A iii)	368,963,000.00
* Adjustments (Net Total (Column 12 A i))	2,513,908.70
* Net Overpayments are added to the Net Taxes Apportioned Net Underpayments are deducted from the Net Taxes Apportioned	
Rate per \$100 to be applied to Column 11 for apportionment of Library Taxes00000000
Rate per \$100 to be applied to Column 11 for apportionment of Health Taxes00000000
Rate per \$100 to be applied to Column 11 for apportionment of Open Space Taxes03000000
County Percentage Level of Taxable Value of Real Property is 100%	

MIDDLESEX COUNTY BOARD OF TAXATION


 Richard Lorentzen, President



 Michael E. Lachs, Commissioner


 Arthur Haney, Commissioner


 Kevin P. Egan, Commissioner

ATTEST: 
 Irving Verosloff, Tax Administrator

I hereby certify this to be a true copy of the Abstract of Ratables and Exemptions for the County of MIDDLESEX, State of New Jersey for the year 2016 as filed with me by the MIDDLESEX County Board of Taxation


 Giuseppe P. Neri
 Chief Financial Officer