

ESSEX COUNTY

*Called Essex
12/28/09 AD*

ABSTRACT OF RATABLES 2009



ESSEX COUNTY BOARD OF TAXATION

Essex County Board of Taxation
50 South Clinton Street, Suite 5200
East Orange, New Jersey 07018

Phone: 973-395-8525
Fax: 973-395-8481

Robert A. Gaccione, Esq., President
Thomas J. Gartland, Commissioner
Everett M. Johnson, Esq., Commissioner
James R. Matarazzo, Jr., Commissioner
Mary Devon O'Brien, Commissioner
Catherine F. Willis, Commissioner
Joan Codey Durkin, Tax Administrator

2009 ABSTRACT OF RATABLES FOR THE COUNTY OF ESSEX

TAXING DISTRICTS	1		2	3	4	5	6
	TAXABLE VALUE		TAXABLE VALUE OF LAND AND IMPROVEMENTS (COL 1A+1B)	TOTAL TAXABLE VALUE OF PARTIAL EXEMPTIONS & ABATEMENTS (ASSESSED VAL.)	NET TAXABLE VALUE OF LAND & IMPROVEMENTS (COL 2-3)	TAXABLE VALUE COMMUNICATION EQUIPMENT	NET TAXABLE VALUE (COL 4+5)
	(A) LAND	(B) IMPROVEMENTS (INCLUDES PARTIAL EXEMPTIONS & ABATEMENTS)					
01: BELLEVILLE TWP	1,696,963,500	1,697,631,702	3,394,595,202	0	3,394,595,202	4,200,950	3,398,796,152
02: BLOOMFIELD TWP	929,277,050	1,150,297,850	2,079,574,900	7,154,800	2,072,420,100	3,035,200	2,075,455,300
03: CALDWELL TWP	577,571,900	453,367,000	1,030,938,900	0	1,030,938,900	3,987,384	1,034,926,284
04: CEDAR GROVE TWP	102,942,500	231,307,900	334,250,400	0	334,250,400	266,300	334,516,700
05: EAST ORANGE CITY	1,587,209,250	1,947,663,300	3,534,872,550	0	3,534,872,550	7,893,735	3,542,766,285
06: ESSEX FELLS BORO	400,392,400	414,695,300	815,087,700	0	815,087,700	331,433	815,419,133
07: FAIRFIELD TWP	1,210,567,800	1,893,539,600	3,104,107,400	0	3,104,107,400	10,901,748	3,115,009,148
08: GLEN RIDGE BORO	784,900,500	651,882,100	1,436,782,600	0	1,436,782,600	485,429	1,437,268,029
09: IRVINGTON TWP	1,591,385,800	1,587,237,440	3,178,623,240	0	3,178,623,240	10,736,098	3,189,359,338
10: LIVINGSTON TWP	3,957,701,400	3,639,453,000	7,597,154,400	0	7,597,154,400	12,139,900	7,609,294,300
11: MAPLEWOOD TWP	959,573,600	1,096,549,600	2,056,123,200	0	2,056,123,200	2,204,262	2,058,327,462
12: MILLBURN TWP	3,141,111,700	5,105,644,300	8,246,756,000	0	8,246,756,000	7,848,236	8,254,604,236
13: MONTCLAIR TWP	3,893,212,331	3,431,188,869	7,324,401,200	98,400	7,324,302,800	12,373,331	7,336,676,131
14: NEWARK CITY	4,505,086,200	6,790,306,000	11,295,392,200	359,123,200	10,936,269,000	65,060,400	11,001,329,400
15: NORTH CALDWELL BORO	985,859,800	825,934,600	1,811,794,400	0	1,811,794,400	781,000	1,812,575,400
16: NUTLEY TWP	2,129,272,100	2,001,791,500	4,131,063,600	0	4,131,063,600	8,295,500	4,139,359,100
17: ORANGE CITY TWP	578,445,200	1,021,378,600	1,599,823,800	0	1,599,823,800	1,495,070	1,601,318,870
18: ROSELAND BORO	62,885,600	174,308,641	237,194,241	0	237,194,241	216,557	237,410,798
19: SOUTH ORANGE TWP	1,332,852,600	1,525,281,450	2,858,134,050	881,400	2,857,252,650	6,612,252	2,863,864,902
20: VERONA TWP	161,894,400	344,023,500	505,917,900	0	505,917,900	365,200	506,283,100
21: WEST CALDWELL TWP	392,168,900	747,064,400	1,139,233,300	0	1,139,233,300	659,800	1,139,893,100
22: WEST ORANGE TWP	473,278,900	1,071,009,700	1,544,288,600	0	1,544,288,600	2,967,605	1,547,256,205
ESSEX	31,454,553,431	37,801,556,352	69,256,109,783	367,257,800	68,888,851,983	162,857,390	69,051,709,373

2009 ABSTRACT OF RATABLES FOR THE COUNTY OF ESSEX

TAXING DISTRICTS	7	8	9		10		NET VALUATION FOR COUNTY TAX APPORTIONMENT (COL 6-9A+9B -10A+10B)
	GENERAL TAX RATE PER \$100	COUNTY EQUALIZATION RATIO	TRUE VALUE		EQUALIZATION		
			(A) UEZ ABATEMENT EXPIRED	(B) CLASS II RAILROADS	(A) AMOUNTS DEDUCTED	(B) AMOUNTS ADDED	
01: BELLEVILLE TWP	2.464	92.38%	0	0		319,371,594	3,718,167,746
02: BLOOMFIELD TWP	6.095	39.57%	0	0		3,209,229,979	5,284,685,279
03: CALDWELL TWP	2.219	89.49%	0	0		127,284,560	1,162,210,844
04: CEDAR GROVE TWP	11.845	13.40%	0	0		2,170,933,884	2,505,450,584
05: EAST ORANGE CITY	2.833	101.94%	0	0	19,019,882		3,523,746,403
06: ESSEX PELLIS BORO	1.606	94.11%	0	0		51,427,681	866,846,814
07: FAIRFIELD TWP	1.459	101.32%	0	0	5,612,088		3,109,397,060
08: GLEN RIDGE BORO	2.776	91.19%	0	0		140,499,803	1,577,767,832
09: IRVINGTON TWP	2.534	105.52%	0	0	140,821,434		3,048,537,904
10: LIVINGSTON TWP	1.974	94.13%	0	0		496,396,737	8,105,691,037
11: MAPLEWOOD TWP	4.660	52.73%	0	0		1,855,434,739	3,913,762,201
12: MILLBURN TWP	1.755	90.54%	0	0		888,824,757	9,143,428,993
13: MONTCLAIR TWP	2.387	99.24%	0	0		72,791,639	7,409,467,770
14: NEWARK CITY	2.739	59.96%	0	0		8,449,224,118	19,450,553,518
15: NORTH CALDWELL BORO	1.674	101.51%	0	0	25,331,864		1,787,243,536
16: NUTLEY TWP	2.383	96.15%	0	0		193,090,459	4,332,449,559
17: ORANGE CITY TWP	3.239	87.72%	0	0		253,630,289	1,854,949,159
18: ROSELAND BORO	12.821	11.83%	0	0		1,778,168,469	2,015,579,267
19: SOUTH ORANGE TWP	2.532	100.81%	0	0	16,333,958		2,847,530,944
20: VERONA TWP	9.917	19.68%	0	0		2,074,048,183	2,580,331,283
21: WEST CALDWELL TWP	4.027	44.60%	0	0		1,428,362,500	2,568,255,600
22: WEST ORANGE TWP	12.547	21.82%	0	0		5,558,541,123	7,105,797,328
ESSEX		%	0	0	207,119,226	29,067,260,514	97,911,850,661

* EXCLUDES GARBAGE DISTRICT

2009 ABSTRACT OF RATABLES FOR THE COUNTY OF ESSEX

SECTION 12 - A

TAXING DISTRICT	(i)	(ii)				(iii)	(iv)	(v)
	TOTAL COUNTY TAXES APPORTIONED	ADJUSTMENTS RESULTING FROM:				NET COUNTY TAXES APPORTIONED	MUNICIPAL BUDGET STATE AID	NET COUNTY TAXES APPORTIONED LESS STATE AID (COL.12 AIII-12AIV-COUNTY BPP ADJUSTMENT)
		(A)		(B)				
		DEDUCT OVERPAY	ADD UNDERPAY	DEDUCT OVERPAY	ADD UNDERPAY			
01:BELLEVILLE TWP	14,068,450.64	.00	.00	116,765.28	.00	13,951,685.36	.00	13,951,685.36
02:BLOOMFIELD TWP	19,995,691.17	.00	.00	232,277.64	.00	19,763,413.53	.00	19,763,413.53
03:CALDWELL TWP	4,397,463.21	.00	.00	9,397.25	.00	4,388,065.96	.00	4,388,065.96
04:CEDAR GROVE TWP	9,479,886.40	.00	.00	22,460.53	.00	9,457,425.87	.00	9,457,425.87
05:EAST ORANGE CITY	13,332,817.59	.00	.00	79,452.43	.00	13,253,365.16	.00	13,253,365.16
06:ESSEX FELLS BORO	3,279,892.80	.00	.00	42,375.08	.00	3,237,517.72	.00	3,237,517.72
07:FAIRFIELD TWP	11,765,041.82	.00	.00	175,280.94	.00	11,589,760.88	.00	11,589,760.88
08:GLEN RIDGE BORO	5,969,808.35	.00	.00	28,037.10	.00	5,941,771.25	.00	5,941,771.25
09:IRVINGTON TWP	11,534,768.72	.00	.00	66,767.19	.00	11,468,001.53	.00	11,468,001.53
10:LIVINGSTON TWP	30,669,545.33	.00	.00	132,398.72	.00	30,537,146.61	.00	30,537,146.61
11:MAPLEWOOD TWP	14,808,522.39	.00	.00	6,897.04	.00	14,801,625.35	.00	14,801,625.35
12:MILLBURN TWP	34,596,039.83	.00	.00	291,272.88	.00	34,304,766.95	.00	34,304,766.95
13:MONTCLAIR TWP	28,035,241.73	.00	.00	234,690.57	.00	27,800,551.16	.00	27,800,551.16
14:NEWARK CITY	73,595,160.49	.00	.00	4,689,703.18	.00	68,905,457.31	.00	68,905,457.31
15:NORTH CALDWELL BORO	6,762,402.66	.00	.00	16,858.99	.00	6,745,543.67	.00	6,745,543.67
16:NUTLEY TWP	16,392,711.93	.00	.00	49,513.32	.00	16,343,198.61	.00	16,343,198.61
17:ORANGE CITY TWP	7,018,580.78	.00	.00	76,501.21	.00	6,942,079.57	.00	6,942,079.57
18:ROSELAND BORO	7,626,357.75	.00	.00	285,859.59	.00	7,340,498.16	.00	7,340,498.16
19:SOUTH ORANGE TWP	10,774,217.64	.00	.00	70,176.17	.00	10,704,041.47	.00	10,704,041.47
20:VERONA TWP	9,763,212.89	.00	.00	9,164.94	.00	9,754,047.95	.00	9,754,047.95
21:WEST CALDWELL TWP	9,717,522.07	.00	.00	8,830.33	.00	9,708,691.74	.00	9,708,691.74
22:WEST ORANGE TWP	26,886,242.30	.00	.00	249,652.06	.00	26,636,590.24	.00	26,636,590.24
ESSEX	370,469,578.49	.00	.00	6,894,332.44	.00	363,575,246.05	.00	363,575,246.05

2009 ABSTRACT OF RATABLES FOR THE COUNTY OF ESSEX

SECTION 12 - B			SECTION 12 - C					SECTION 12 - D	
(A) COUNTY LIBRARY TAXES APPORTIONED	(B) COUNTY HEALTH SERVICE TAXES APPORTIONED	(C) COUNTY OPEN SPACE TAXES APPORTIONED	LOCAL TAXES TO BE RAISED FOR:					TOTAL LEVY ON WHICH TAX RATE IS COMPUTED	
			(i) DISTRICT SCHOOL PURPOSES			(ii) LOCAL MUNICIPAL PURPOSES			
			(A) DISTRICT SCHOOL (adjusted for BPP)	(B) REG., CONSOL. & JOINT SCHOOL	(C) LOCAL SCHOOL	(A) MUNICIPAL BUDGET (adjusted for BPP)	(B) OPEN SPACE BUDGET		
.00	.00	553,526.84	31,691,984.00	.00	.00	37,519,034.73	.00	83,716,230.93	01
.00	.00	785,556.45	59,247,002.50	.00	.00	46,488,294.75	207,545.53	126,491,812.76	02
.00	.00	173,799.12	.00	11,338,538.60	.00	6,956,929.00	103,521.00	22,960,853.68	03
.00	.00	374,657.20	22,645,840.00	.00	.00	7,078,308.00	66,903.34	39,623,134.41	04
.00	.00	525,553.00	19,960,497.75	.00	54,275.00	66,538,011.00	.00	100,331,701.91	05
.00	.00	128,329.71	3,873,664.50	2,836,981.56	.00	3,012,002.70	.00	13,088,496.19	06
.00	.00	460,791.27	9,604,193.00	12,740,689.68	.00	10,723,956.00	310,600.00	45,429,990.83	07
.00	.00	235,286.09	24,872,877.00	.00	.00	8,834,530.69	.00	39,884,465.03	08
.00	.00	454,121.28	17,459,529.00	.00	1,180,182.76	50,254,734.35	.00	80,816,568.92	09
.00	.00	1,209,538.43	89,655,057.00	.00	.00	28,362,277.09	380,465.00	150,144,484.13	10
.00	.00	586,099.33	.00	55,188,117.35	.00	25,023,587.24	308,700.00	95,908,129.27	11
.00	.00	1,360,430.38	72,951,068.50	.00	.00	36,229,999.94	.00	144,846,265.77	12
.00	.00	1,101,660.90	96,869,014.00	.00	4,393,319.00	44,901,246.80	.00	175,065,791.86	13
.00	.00	2,814,618.44	98,684,549.00	.00	5,508,079.00	125,378,584.00	.00	301,291,287.75	14
.00	.00	267,156.98	10,707,933.00	7,185,247.43	.00	5,431,461.13	.00	30,337,342.21	15
.00	.00	647,572.25	47,290,245.50	.00	.00	34,347,174.61	.00	98,628,190.97	16
.00	.00	275,417.96	9,660,225.00	.00	543,801.36	34,430,072.50	.00	51,851,596.39	17
.00	.00	294,114.50	7,143,456.00	7,582,113.64	.00	7,982,183.14	94,964.32	30,437,329.76	18
.00	.00	423,946.17	.00	40,831,946.66	.00	20,264,016.84	286,698.00	72,510,649.14	19
.00	.00	386,242.52	27,337,892.00	.00	.00	12,725,865.86	.00	50,204,048.33	20
.00	.00	384,545.14	.00	<i>20,350,499.41</i> 24,350,449.41	.00	11,452,900.14	.00	45,896,636.43	21
.00	.00	1,057,036.04	113,919,088.00	.00	.00	52,361,570.00	154,725.62	194,129,009.90	22
.00	.00	14,500,000.00	763,574,115.75	162,054,084.33 <i>162,054,134.33</i>	11,679,657.12	676,296,740.51	1,914,122.81	1,993,594,016.57	99

2009 ABSTRACT OF RATABLES FOR THE COUNTY OF ESSEX

TAXING DISTRICTS	SECTION 13						
	REAL PROPERTY EXEMPT FROM TAXATION						
	(A) PUBLIC SCHOOL	(B) OTHER SCHOOL	(C) PUBLIC PROPERTY	(D) CHURCH AND CHARITABLE	(E) CEMETERIES AND GRAVEYARDS	(F) OTHER EXEMPTS	(G) TOTAL AMOUNT OF EXEMPTS (13A+B+C+D+E+F)
01:BELLEVILLE TWP	83,760,600	11,980,900	101,865,400	61,420,500	13,928,800	106,765,500	379,721,700
02:BLOOMFIELD TWP	42,642,400	35,085,600	66,166,100	49,454,400	10,694,200	6,781,200	210,823,900
03:CALDWELL TWP	19,032,000	45,539,200	12,325,800	26,126,700	7,589,400	15,676,100	126,289,200
04:CEDAR GROVE TWP	10,552,700	0	30,076,000	10,307,200	0	11,002,200	61,938,100
05:EAST ORANGE CITY	227,072,500	35,688,700	1,033,351,600	208,734,500	27,752,500	277,820,000	1,810,419,800
06:ESSEX FELS BORO	6,724,600	2,199,900	91,142,400	7,976,200	0	456,500	108,499,600
07:FAIRFIELD TWP	28,419,600	3,572,300	36,360,600	10,241,800	265,500	114,631,800	193,491,600
08:GLEN RIDGE BORO	35,706,700	0	31,853,400	10,782,800	8,589,400	4,292,400	91,224,700
09:IRVINGTON TWP	154,970,800	0	76,482,100	73,371,300	10,237,500	53,361,600	368,423,300
10:LIVINGSTON TWP	207,556,900	113,986,200	177,726,400	149,395,100	403,500	514,283,600	1,163,351,700
11:MAPLEWOOD TWP	75,548,200	0	84,001,400	28,852,600	0	41,416,500	229,818,700
12:MILLBURN TWP	86,503,900	13,997,500	117,214,400	66,066,800	3,590,800	207,288,300	494,661,700
13:MONTCLAIR TWP	105,293,500	74,092,400	121,654,600	213,870,800	15,911,500	153,912,900	684,735,700
14:NEWARK CITY	702,200,700	570,954,700	4,284,542,499	664,607,100	134,598,600	1,147,791,400	7,504,694,999
15:NORTH CALDWELL BORO	132,974,300	0	19,797,800	17,687,200	0	3,445,700	173,905,000
16:NUTLEY TWP	64,658,196	10,202,126	47,401,468	40,684,423	2,466,700	36,337,835	201,750,748
17:ORANGE CITY TWP	56,515,100	10,991,300	75,130,900	72,160,800	17,095,700	80,538,050	312,431,850
18:ROSELAND BORO	1,803,000	0	6,508,500	1,856,900	10,000	6,275,500	16,453,900
19:SOUTH ORANGE TWP	48,266,700	357,945,200	69,662,000	74,161,300	0	71,423,000	621,458,200
20:VERONA TWP	17,752,700	1,100,000	32,181,700	9,235,500	0	6,378,300	66,648,200
21:WEST CALDWELL TWP	34,056,200	1,253,800	29,980,900	1,874,300	0	2,608,100	69,773,300
22:WEST ORANGE TWP	34,167,100	15,816,700	88,337,600	32,650,600	3,181,800	8,526,600	182,680,400
ESSEX	2,176,178,396	1,304,406,526	6,633,763,567	1,831,518,823	256,315,900	2,871,013,085	15,073,196,297

2009 ABSTRACT OF RATABLES FOR THE COUNTY OF ESSEX

TAXING DISTRICTS	SECTION 14				SECTION 15	
	AMOUNT OF MISCELLANEOUS REVENUES TO SUPPORT LOCAL BUDGET				DEDUCTIONS ALLOWED	
	(A) SURPLUS REVENUE	(B) MISCELLANEOUS REVENUES ANTICIPATED	(C) RECEIPTS FROM DELINQUENT TAX	(D) TOTAL OF MISCELLANEOUS REVENUES (COL. 14A+B+C)	(A) SENIOR CITIZEN, DISABLED AND SURVIVING SPOUSE	(B) VETERANS AND WIDOWS
01:BELLEVILLE TWP	1,500,000.00	12,074,511.20	1,520,000.00	15,094,511.20	126,250.00	204,750.00
02:BLOOMFIELD TWP	1,200,000.00	12,257,759.47	2,000,000.00	15,457,759.47	87,250.00	270,250.00
03:CALDWELL TWP	438,000.00	4,672,031.95	.00	5,110,031.95	8,750.00	48,250.00
04:CEDAR GROVE TWP	1,228,151.64	2,844,980.34	385,000.00	4,458,131.98	17,500.00	125,000.00
05:EAST ORANGE CITY	5,994,309.00	55,120,198.00	4,850,962.00	65,965,469.00	31,250.00	121,500.00
06:ESSEX PELLIS BORO	512,500.00	1,017,826.46	166,000.00	1,696,326.46	500.00	14,750.00
07:FAIRFIELD TWP	1,166,277.65	4,180,803.81	372,412.00	5,719,493.46	16,000.00	82,500.00
08:GLEN RIDGE BORO	1,309,000.00	1,557,618.50	385,000.00	3,251,618.50	2,500.00	42,250.00
09:IRVINGTON TWP	77,577.00	34,934,044.65	1,116,223.00	36,127,844.65	54,000.00	68,500.00
10:LIVINGSTON TWP	3,300,000.00	9,894,730.61	980,000.00	14,174,730.61	33,000.00	237,250.00
11:MAPLEWOOD TWP	2,231,906.00	7,732,620.84	900,000.00	10,864,526.84	19,000.00	104,100.00
12:MILLBURN TWP	3,500,000.00	7,891,738.50	550,000.00	11,941,738.50	6,250.00	87,500.00
13:MONTCLAIR TWP	3,350,000.00	13,503,082.91	2,525,000.00	19,378,082.91	21,250.00	132,500.00
14:NEWARK CITY	50,662,048.00	465,200,760.59	30,677,000.00	546,539,808.59	140,250.00	252,500.00
15:NORTH CALDWELL BORO	604,000.00	1,715,685.41	258,500.00	2,578,185.41	1,750.00	41,500.00
16:NUTLEY TWP	4,100,000.00	5,930,336.60	899,334.00	10,929,670.60	76,500.00	241,500.00
17:ORANGE CITY TWP	2,611,716.22	16,819,617.74	2,320,000.00	21,751,333.96	49,500.00	42,000.00
18:ROSELAND BORO	527,107.00	4,118,199.38	164,000.00	4,809,306.38	10,500.00	57,500.00
19:SOUTH ORANGE TWP	804,000.00	10,568,394.26	885,066.00	12,257,460.26	7,625.00	58,875.00
20:VERONA TWP	2,365,000.00	3,240,295.39	650,000.00	6,255,295.39	13,750.00	115,500.00
21:WEST CALDWELL TWP	1,937,000.00	4,392,948.62	300,000.00	6,629,948.62	11,250.00	97,750.00
22:WEST ORANGE TWP	3,100,000.00	14,792,241.00	1,285,000.00	19,177,241.00	28,750.00	228,750.00
ESSEX	92,518,592.51	694,460,426.23	53,189,497.00	841,168,515.74	763,375.00	2,674,975.00

840,148.5

2009 ABSTRACT OF RATABLES FOR THE COUNTY OF ESSEX

TAXING DISTRICTS	ADDENDUM TO ABSTRACT OF RATABLES -- ASSESSED VALUE OF PARTIAL EXEMPTIONS & ABATEMENTS (COLUMN 3)							
	(1) POLLUTION CONTROL	(2) FIRE SUPPRESSION	(3) FALLOUT SHELTER	(4) WATER- SEWER FACILITY	(5) UEZ ABATEMENT	(6) HOME IMPROVEMENT	(7) MULTI- FAMILY DWELLING	(8) CLASS 4 ABATEMENT
01:BELLEVILLE TWP	0	0	0	0	0	0	0	0
02:BLOOMFIELD TWP	0	0	0	0	0	0	0	0
03:CALDWELL TWP	0	0	0	0	0	0	0	0
04:CEDAR GROVE TWP	0	0	0	0	0	0	0	0
05:EAST ORANGE CITY	0	0	0	0	0	0	0	0
06:ESSEX FELLS BORO	0	0	0	0	0	0	0	0
07:FAIRFIELD TWP	0	0	0	0	0	0	0	0
08:GLEN RIDGE BORO	0	0	0	0	0	0	0	0
09:IRVINGTON TWP	0	0	0	0	0	0	0	0
10:LIVINGSTON TWP	0	0	0	0	0	0	0	0
11:MAPLEWOOD TWP	0	0	0	0	0	0	0	0
12:MILLBURN TWP	0	0	0	0	0	0	0	0
13:MONTCLAIR TWP	0	0	0	0	0	0	0	0
14:NEWARK CITY	458,000	469,400	0	0	355,277,700	0	0	0
15:NORTH CALDWELL BORO	0	0	0	0	0	0	0	0
16:NUTLEY TWP	0	0	0	0	0	0	0	0
17:ORANGE CITY TWP	0	0	0	0	0	0	0	0
18:ROSELAND BORO	0	0	0	0	0	0	0	0
19:SOUTH ORANGE TWP	0	0	0	0	0	0	0	0
20:VERONA TWP	0	0	0	0	0	0	0	0
21:WEST CALDWELL TWP	0	0	0	0	0	0	0	0
22:WEST ORANGE TWP	0	0	0	0	0	0	0	0
ESSEX	458,000	469,400	0	0	355,277,700	0	0	0

2009 ABSTRACT OF RATABLES FOR THE COUNTY OF ESSEX

TAXING DISTRICTS	ADDENDUM TO ABSTRACT OF RATABLES - ASSESSED VALUE OF PARTIAL EXEMPTIONS & ABATEMENTS (CONTINUED)							
	(9) DWELLING ABATEMENT	(10) DWELLING EXEMPTION	(11) NEW DWELLING CONVERSION ABATEMENT	(12) NEW DWELLING CONVERSION EXEMPTION	(13) MULTI-DWELLING EXEMPTION	(14) MULTI-DWELLING ABATEMENT	(15) COMMERCIAL/ INDUSTRIAL/ EXEMPTION	(16) TOTAL VALUE
01:BELLEVILLE TWP	0	0	0	0	0	0	0	0
02:BLOOMFIELD TWP	0	7,154,800	0	0	0	0	0	7,154,800
03:CALDWELL TWP	0	0	0	0	0	0	0	0
04:CEDAR GROVE TWP	0	0	0	0	0	0	0	0
05:EAST ORANGE CITY	0	0	0	0	0	0	0	0
06:ESSEX FELS BORO	0	0	0	0	0	0	0	0
07:FAIRFIELD TWP	0	0	0	0	0	0	0	0
08:GLEN RIDGE BORO	0	0	0	0	0	0	0	0
09:IRVINGTON TWP	0	0	0	0	0	0	0	0
10:LIVINGSTON TWP	0	0	0	0	0	0	0	0
11:MAPLEWOOD TWP	0	0	0	0	0	0	0	0
12:MILLBURN TWP	0	0	0	0	0	0	0	0
13:MONTCLAIR TWP	98,400	0	0	0	0	0	0	98,400
14:NEWARK CITY	0	150,000	0	0	1,050,000	0	1,718,100	359,123,200
15:NORTH CALDWELL BORO	0	0	0	0	0	0	0	0
16:NUTLEY TWP	0	0	0	0	0	0	0	0
17:ORANGE CITY TWP	0	0	0	0	0	0	0	0
18:ROSELAND BORO	0	0	0	0	0	0	0	0
19:SOUTH ORANGE TWP	0	881,400	0	0	0	0	0	881,400
20:VERONA TWP	0	0	0	0	0	0	0	0
21:WEST CALDWELL TWP	0	0	0	0	0	0	0	0
22:WEST ORANGE TWP	0	0	0	0	0	0	0	0
ESSEX	98,400	8,186,200	0	0	1,050,000	0	1,718,100	367,257,800

2009 ABSTRACT OF RATABLES FOR THE COUNTY OF ESSEX

TAXING DISTRICTS	ADDENDUM -- EQUALIZED VALUE BASED ON IN LIEU OF TAXES (COL.10B)				
	(1) C.12 PL 1977 IN LIEU OF TAX	(2) NJ HOUSING FINANCE AGENCY	(3) URBAN RENEWAL	(4) OTHER	(5) TOTAL
01:BELLEVILLE TWP	0	0	0	0	0
02:BLOOMFIELD TWP	0	0	0	0	0
03:CALDWELL TWP	0	0	0	0	0
04:CEDAR GROVE TWP	0	0	0	0	0
05:EAST ORANGE CITY	0	0	0	0	0
06:ESSEX FELS BORO	0	0	0	0	0
07:FAIRFIELD TWP	0	0	0	0	0
08:GLEN RIDGE BORO	0	0	0	0	0
09:IRVINGTON TWP	0	0	0	0	0
10:LIVINGSTON TWP	0	0	0	0	0
11:MAPLEWOOD TWP	0	0	0	0	0
12:MILLBURN TWP	0	0	0	0	0
13:MONTCLAIR TWP	0	0	0	0	0
14:NEWARK CITY	0	0	0	0	0
15:NORTH CALDWELL BORO	0	0	0	0	0
16:NUTLEY TWP	0	0	0	0	0
17:ORANGE CITY TWP	0	0	0	0	0
18:ROSELAND BORO	0	0	0	0	0
19:SOUTH ORANGE TWP	0	0	0	0	0
20:VERONA TWP	0	0	0	0	0
21:WEST CALDWELL TWP	0	0	0	0	0
22:WEST ORANGE TWP	0	0	0	0	0
ESSEX	0	0	0	0	0

2009 SPECIAL TAXING DISTRICT TAX RATES

(PER \$100.00 ASSESSED VALUATION)

MUNICIPALITY	DISTRICT	ASSESSED VALUATION PER DISTRICT	TOTAL LEVY PER DISTRICT	SPECIAL DISTRICT TAX RATE
Belleville Twp	SPECIAL IMP. DISTRICT	\$78,744,700	\$287,418.16	0.365
Bloomfield Twp				
Caldwell Twp				
Cedar Grove Twp	GARBAGE DISTRICT	\$334,516,700	\$1,338,066.00	0.400
East Orange City	SPECIAL IMP. DISTRICT	\$91,101,600	\$51,654.61	0.057
Essex Fells Twp				
Fairfield Twp				
Glen Ridge Twp				
Irvington Twp				
Livingston Twp	SPECIAL IMP. DISTRICT 01	\$311,341,000	\$142,489.67	0.046
	SPECIAL IMP. DISTRICT 02	\$1,081,012,200	\$197,896.30	0.019
Maplewood Twp	SPECIAL IMP. DISTRICT 01	\$51,352,600	\$134,194.00	0.262
	SPECIAL IMP. DISTRICT 02	\$25,095,700	\$45,000.00	0.180
Millburn Twp	SPECIAL IMP. DISTRICT	\$169,352,446	\$160,885.02	0.095
Montclair Twp	SPECIAL IMP. DISTRICT	\$314,870,600	\$412,559.15	0.132
Newark	SPECIAL IMP. DISTRICT 01	\$103,127,600	\$250,000.00	0.243
	SPECIAL IMP. DISTRICT 02	\$275,835,800	\$525,000.00	0.191
	SPECIAL IMP. DISTRICT 03	\$1,090,126,400	\$1,771,994.72	0.163
North Caldwell Twp				
Nutley Twp				
Orange City Twp				
Roseland Boro				
South Orange Twp				
Verona Twp				
West Caldwell Twp				
West Orange Twp	SPECIAL IMP. DISTRICT 01	\$13,671,900	\$44,556.72	0.032
	SPECIAL IMP. DISTRICT 02	\$12,055,400	\$36,298.81	0.030
	SPECIAL IMP. DISTRICT 03	\$8,256,200	\$24,669.53	0.029

2009 ABSTRACT OF RATABLES FOR THE COUNTY OF ESSEX

TAXING DISTRICTS	BREAKDOWN OF GENERAL TAX RATE										
	COUNTY TAX	LIBRARY TAX	HEALTH SERVICE TAX	COUNTY OPEN SPACE TAX	DISTRICT SCHOOL TAX	REGIONAL SCHOOL TAX	LOCAL SCHOOL TAX	MUNICIPAL PURPOSE TAX	MUNICIPAL OPEN SPACE TAX	GENERAL TAX RATE	EFFECTIVE TAX RATE
01:BELLEVILLE TWP	.411	.000	.000	.016	.933	.000	.000	1.104	.000	2.464	2.252
02:BLOOMFIELD TWP	.952	.000	.000	.038	2.855	.000	.000	2.240	.010	6.095	2.394
03:CALDWELL TWP	.424	.000	.000	.017	.000	1.096	.000	.672	.010	2.219	1.976
04:CEDAR GROVE TWP	2.827	.000	.000	.112	6.770	.000	.000	2.116	.020	11.845	1.582
05:EAST ORANGE CITY	.374	.000	.000	.015	.564	.000	.002	1.878	.000	2.833	2.848
06:ESSEX FIELDS BORO	.397	.000	.000	.016	.475	.348	.000	.370	.000	1.606	1.510
07:FAIRFIELD TWP	.372	.000	.000	.015	.309	.409	.000	.344	.010	1.459	1.461
08:GLEN RIDGE BORO	.414	.000	.000	.016	1.731	.000	.000	.615	.000	2.776	2.528
09:IRVINGTON TWP	.360	.000	.000	.014	.547	.000	.037	1.576	.000	2.534	2.651
10:LIVINGSTON TWP	.402	.000	.000	.016	1.178	.000	.000	.373	.005	1.974	1.853
11:MAPLEWOOD TWP	.719	.000	.000	.029	.000	2.681	.000	1.216	.015	4.660	2.451
12:MILLBURN TWP	.416	.000	.000	.016	.884	.000	.000	.439	.000	1.755	1.585
13:MONTCLAIR TWP	.379	.000	.000	.015	1.321	.000	.060	.612	.000	2.387	2.363
14:NEWARK CITY	.626	.000	.000	.026	.897	.000	.050	1.140	.000	2.739	1.550
15:NORTH CALDWELL BORO	.372	.000	.000	.015	.591	.396	.000	.300	.000	1.674	1.698
16:NUTLEY TWP	.395	.000	.000	.016	1.142	.000	.000	.830	.000	2.383	2.277
17:ORANGE CITY TWP	.434	.000	.000	.017	.604	.000	.034	2.150	.000	3.239	2.800
18:ROSELAND BORO	3.092	.000	.000	.124	3.009	3.194	.000	3.362	.040	12.821	1.510
19:SOUTH ORANGE TWP	.374	.000	.000	.015	.000	1.426	.000	.707	.010	2.532	2.547
20:VERONA TWP	1.927	.000	.000	.076	5.400	.000	.000	2.514	.000	9.917	1.946
21:WEST CALDWELL TWP	.852	.000	.000	.034	2.136	.000	.000	1.005	.000	4.027	1.788
22:WEST ORANGE TWP	1.722	.000	.000	.068	7.363	.000	.000	3.384	.010	12.547	2.732

2009 ABSTRACT OF RATABLES FOR THE COUNTY OF ESSEX

TAXING DISTRICT	ADDENDUM: STATE AID ADJUSTMENT FOR BPP			ADDENDUM: REAP DISTRIBUTION SUMMARY		
	COUNTY	SCHOOL	MUNICIPAL	ELIGIBLE PROPERTY ASSESSMENTS	R.E.A.P. AID	TAX RATE CREDIT
01: BELLEVILLE TWP						
02: BLOOMFIELD TWP						
03: CALDWELL TWP						
04: CEDAR GROVE TWP						
05: EAST ORANGE CITY						
06: ESSEX FELS BORO						
07: FAIRFIELD TWP						
08: GLEN RIDGE BORO						
09: IRVINGTON TWP						
10: LIVINGSTON TWP						
11: MAPLEWOOD TWP						
12: MILLBURN TWP						
13: MONTCLAIR TWP						
14: NEWARK CITY		\$1,528,717.00				
15: NORTH CALDWELL BORO						
16: NUTLEY TWP						
17: ORANGE CITY TWP						
18: ROSELAND BORO						
19: SOUTH ORANGE TWP						
20: VERONA TWP						
21: WEST CALDWELL TWP						
22: WEST ORANGE TWP						
ESSEX		\$1,528,717.00				

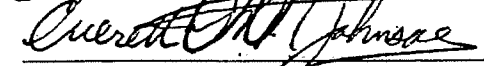
2009 ABSTRACT OF RATABLES FOR THE COUNTY OF ESSEX

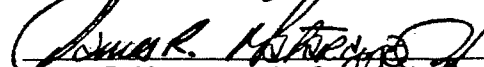
Total Amount of Miscellaneous Revenues (included Surplus Revenues Appropriated) for the Support of the County Budget	329,904,946.00
Rate per \$100 to be applied to Column 11 for apportionment of County Taxes37837052
Net County Taxes Apportioned (Column 12 A iii)	363,575,246.05
* Adjustments (Net Total (Column 12 A i))	6,894,332.44
* Net Overpayments are added to the Net Taxes Apportioned Net Underpayments are deducted from the Net Taxes Apportioned	
Rate per \$100 to be applied to Column 11 for apportionment of Library Taxes00000000
Rate per \$100 to be applied to Column 11 for apportionment of Health Taxes00000000
Rate per \$100 to be applied to Column 11 for apportionment of Open Space Taxes01498221
County Percentage Level of Taxable Value of Real Property is 100%	

ESSEX COUNTY BOARD OF TAXATION


Robert A. Gaccione, Esq., President



Thomas J. ..., Commissioner


Everett M. Johnson, Esq., Commissioner


James R. Matarazzo, Jr., Commissioner


Mary Devon O'Brien, Commissioner


Catherine F. Willis, Commissioner

ATTEST: 
Joan Codey Durkin, Tax Administrator

I hereby certify this to be a true copy of the Abstract of Ratables and Exemptions for the County of ESSEX,
State of New Jersey for the year 2009 as filed with me by the ESSEX County Board of Taxation

Paul J. Hopkins, II
Essex County Treasurer

2009

ESSEX COUNTY TAX ASSESSORS

<u>TAXING DISTRICT</u>	<u>ASSESSOR</u>	<u>P.O. ADDRESS</u>	<u>DAYS IN OFFICE</u>	<u>PHONE #</u>
Belleville Twp	Kevin Esposito	152 Washington Ave., Belleville, NJ 07109	T/W	973-450-3304
Bloomfield Twp	Joseph J. Pisauero	Municipal Plaza, Bloomfield, NJ 07003		973-680-4021
Caldwell	John W. Kelly	1 Provost Square, Caldwell, NJ 07006	T/p.m.	973-226-6349
Cedar Grove Twp	Richard Hamilton, Jr.	525 Pompton Ave., Cedar Grove, NJ 07009	T/W/F	973-239-1410
East Orange City	Barbara D. Williams	44 City Hall Plaza, East Orange, NJ 07019		973-266-5105
Essex Fells Boro	John W. Kelly	P. O. Box 38, Essex Fells, NJ 07021		973-226-3400
Fairfield Twp	Michael Leposky	230 Fairfield Rd., Fairfield, NJ 07004	M/W/F	973-882-2717
Glen Ridge Boro	William H. Merdinger	P.O. Box 66, Glen Ridge, NJ 07028	TH	973-748-8400
Irvington Twp	James J. Gibbs	Civic Square, Irvington, NJ 07111		973-399-6684
Livingston Twp	Lidia Dumystch	357 Livingston Ave., Livingston, NJ 07039		973-535-7978
Maplewood Twp	Edward N. Galante	574 Valley St., Maplewood, NJ 07040	T/pm	973-762-3433
Millburn Twp	Mary Lisa Baratto	375 Millburn Ave., Millburn, NJ 07041		973-564-7081
Montclair Twp	Joan M. Kozeniesky	205 Claremont Ave., Montclair, NJ 07042		973-509-4920
Newark City	Evelyn E. Laccitiello	920 Broad St., Newark, NJ 07102		973-733-3950
North Caldwell Boro	George F. Librizzi	Gould Ave., North Caldwell, NJ 07006	W/p.m.	973-228-6417
Nutley Twp	George F. Librizzi	1 Kennedy Dr., Nutley, NJ 07110	M-F	973-284-4956
Orange City	Brigida Caruso	29 No. Day St., Orange, NJ 07050		973-266-4008
Roseland Boro	Kevin J. Dillon	19 Harrison Ave., Roseland, NJ 07068	M/p.m.	973-226-8080
South Orange Twp	Ellen Foye Malgieri	101 So. Orange Ave., South Orange, NJ 07009		973-378-7729
Verona Twp	George F. Librizzi	880 Bloomfield Ave., Verona, NJ 07044	T/TH	973-857-4837
West Caldwell Twp	Richard Hamilton, Jr.	30 Clinton Road, West Caldwell, NJ 07006	M/TH	973-226-2303
West Orange Twp	Kevin J. Dillon	66 Main St., West Orange, NJ 07052	M-F	973-325-4060