

**2018
ABSTRACT OF RATABLES
WARREN COUNTY**

WARREN COUNTY BOARD OF TAXATION

**Melissa Pritchett,
County Tax Administrator**

**Darryl Malcolm, President
Jane Santini, Commissioner
Samir Elbassiouny, Commissioner
Robert Moore, Commissioner
William Watras, Commissioner**

2018 ABSTRACT OF RATABLES FOR THE COUNTY OF WARREN

TAXING DISTRICTS	1		2	3	4	5	6
	TAXABLE VALUE		TAXABLE VALUE OF LAND AND IMPROVEMENTS (COL 1A+1B)	TOTAL TAXABLE VALUE OF PARTIAL EXEMPTIONS & ABATEMENTS (ASSESSED VAL.)	NET TAXABLE VALUE OF LAND & IMPROVEMENTS (COL 2-3)	TAXABLE VALUE COMMUNICATION EQUIPMENT	NET TAXABLE VALUE (COL 4+5)
	(A) LAND	(B) IMPROVEMENTS (INCLUDES PARTIAL EXEMPTIONS & ABATEMENTS)					
01:ALLAMUCHY TWP	177,700,900	389,617,300	567,318,200	0	567,318,200	0	567,318,200
02:ALPHA BORO	71,140,787	134,795,000	205,935,787	0	205,935,787	238,334	206,174,121
03:BELVIDERE TOWN	38,520,350	88,389,522	126,909,872	0	126,909,872	49	126,909,921
04:BLAIRSTOWN TWP	243,133,000	467,849,200	710,982,200	0	710,982,200	2,349,972	713,332,172
05:FRANKLIN TWP	126,185,095	287,176,600	413,361,695	0	413,361,695	815,456	414,177,151
06:FRELINGHUYSEN TWP	84,894,500	204,996,878	289,891,378	0	289,891,378	510,322	290,401,700
07:GREENWICH TWP	124,171,100	473,884,590	598,055,690	0	598,055,690	658,764	598,714,454
08:HACKETTSTOWN TOWN	390,665,900	633,945,040	1,024,610,940	15,200	1,024,595,740	100	1,024,595,840
09:HARDWICK TWP	44,506,950	113,082,350	157,589,300	0	157,589,300	576,806	158,166,106
10:HARMONY TWP	88,242,500	389,581,800	477,824,300	0	477,824,300	337,713	478,162,013
11:HOPE TWP	45,447,200	175,313,400	220,760,600	0	220,760,600	1,142,051	221,902,651
12:INDEPENDENCE TWP	148,650,800	354,159,100	502,809,900	0	502,809,900	0	502,809,900
13:KNOWLTON TWP	73,955,440	183,611,400	257,566,840	0	257,566,840	888,091	258,454,931
14:LIBERTY TWP	92,029,700	175,968,200	267,997,900	0	267,997,900	0	267,997,900
15:LOPATCONG TWP	311,588,036	569,767,386	881,355,422	0	881,355,422	948,998	882,304,420
16:MANSFIELD TWP	238,318,965	434,638,500	672,957,465	0	672,957,465	291,360	673,248,825
17:OXFORD TWP	47,652,400	110,961,900	158,614,300	0	158,614,300	0	158,614,300
19:PHILLIPSBURG TOWN	196,128,225	521,989,800	718,118,025	10,605,000	707,513,025	2,558,984	710,072,009
20:POHATCONG TWP	129,273,995	215,648,920	344,922,915	0	344,922,915	605,678	345,528,593
21:WASHINGTON BORO	104,261,600	261,034,300	365,295,900	500,000	364,795,900	1,854,447	366,650,347
22:WASHINGTON TWP	209,478,068	475,057,008	684,535,076	0	684,535,076	971,693	685,506,769
23:WHITE TWP	216,059,998	342,249,700	558,309,698	0	558,309,698	0	558,309,698
WARREN	3,202,005,509	7,003,717,894	10,205,723,403	11,120,200	10,194,603,203	14,748,818	10,209,352,021

2018 ABSTRACT OF RATABLES FOR THE COUNTY OF WARREN

TAXING DISTRICTS	7	8	9		10		11
	GENERAL TAX RATE PER \$100	COUNTY EQUALI- ZATION RATIO	TRUE VALUE		EQUALIZATION		NET VALUATION FOR COUNTY TAX APPORTIONMENT (COL 6-9A+9B -10A+10B)
			(A) UEZ ABATEMENT EXPIRED	(B) CLASS II RAILROADS	(A) AMOUNTS DEDUCTED	(B) AMOUNTS ADDED	
01:ALLAMUCHY TWP	2.905	90.31%	0	0		62,355,598	629,673,798
02:ALPHA BORO	3.206	102.45%	0	0	3,905,903		202,268,218
03:BELVIDERE TOWN	5.821	66.72%	0	0		65,781,385	192,691,306
04:BLAIRSTOWN TWP	2.300	102.39%	0	0	15,227,580		698,104,592
05:FRANKLIN TWP	2.947	102.18%	0	0	6,614,549		407,562,602
06:FRELINGHUYSEN TWP	2.444	105.44%	0	0	13,685,564		276,716,136
07:GREENWICH TWP	3.238	82.52%	0	0		127,732,476	726,446,930
08:HACKETTSTOWN TOWN	3.024	102.09%	0	0	14,230,014		1,010,365,826
09:HARDWICK TWP	3.172	86.29%	0	0		25,375,410	183,541,516
10:HARMONY TWP	2.478	87.84%	0	0		68,860,904	547,022,917
11:HOPE TWP	2.858	97.98%	0	0		5,250,316	227,152,967
12:INDEPENDENCE TWP	3.315	84.78%	0	0		91,263,659	594,073,559
13:KNOWLTON TWP	3.452	83.25%	0	0		53,074,404	311,529,335
14:LIBERTY TWP	3.028	95.94%	0	0		11,775,184	279,773,084
15:LOPATCONG TWP	2.947	99.97%	0	0		2,763,017	885,067,437
16:MANSFIELD TWP	3.365	92.62%	0	0		55,179,386	728,428,211
17:OXFORD TWP	4.016	90.46%	0	0		17,708,725	176,323,025
19:PHILLIPSEBURG TOWN	3.981	97.20%	0	0		32,987,563	743,059,572
20:POHATCONG TWP	3.818	95.92%	0	0		16,151,123	361,679,716
21:WASHINGTON BORO	5.186	79.48%	0	0		97,201,853	463,852,200
22:WASHINGTON TWP	3.512	98.35%	0	0		13,338,873	698,845,642
23:WHITE TWP	2.061	102.73%	0	0	11,781,431		546,528,267
WARREN		%	0	0	65,445,041	746,799,876	10,890,706,856

2016 ABSTRACT OF RAIABLES FOR THE COUNTY OF WARREN

SECTION 12 - A

TAXING DISTRICT	(i)	(ii)				(iii)	(iv)	(v)
	TOTAL COUNTY TAXES APPORTIONED	ADJUSTMENTS RESULTING FROM:				NET COUNTY TAXES APPORTIONED	MUNICIPAL BUDGET STATE AID	NET COUNTY TAXES APPORTIONED LESS STATE AID (COL.12 AIII-12AIV-COUNTY BPP ADJUSTMENT)
		(A) EQUAL TABLE APPEALS		(B) APPEALS & CORRECTIONS				
		DEDUCT OVERPAY	ADD UNDERPAY	DEDUCT OVERPAY	ADD UNDERPAY			
01:ALLAMUCHY TWP	4,088,840.71	.00	.00	1,230.78	.00	4,087,609.93	.00	4,087,609.93
02:ALPHA BORO	1,313,445.99	.00	.00	7,384.52	.00	1,306,061.47	.00	1,306,061.47
03:BELVIDERE TOWN	1,251,257.49	.00	.00	549.60	.00	1,250,707.89	.00	1,250,707.89
04:BLAIRSTOWN TWP	4,533,201.93	.00	.00	7,422.92	.00	4,525,779.01	.00	4,525,779.01
05:FRANKLIN TWP	2,646,542.64	.00	.00	2,135.99	.00	2,644,406.65	.00	2,644,406.65
06:FRELINGHUYSEN TWP	1,796,879.92	.00	.00	4,059.33	.00	1,792,820.59	.00	1,792,820.59
07:GREENWICH TWP	4,717,245.32	.00	.00	1,509.23	.00	4,715,736.09	.00	4,715,736.09
08:HACKETTSTOWN TOWN	6,560,896.98	.00	.00	39,562.16	.00	6,521,334.82	.00	6,521,334.82
09:HARDWICK TWP	1,191,842.55	.00	.00	393.80	.00	1,191,448.75	.00	1,191,448.75
10:HARMONY TWP	3,552,140.14	.00	.00	2,061.09	.00	3,550,079.05	.00	3,550,079.05
11:HOPE TWP	1,475,037.24	.00	.00	28,376.75	.00	1,446,660.49	.00	1,446,660.49
12:INDEPENDENCE TWP	3,857,667.51	.00	.00	289.84	.00	3,857,377.67	.00	3,857,377.67
13:KNOWLTON TWP	2,022,942.40	.00	.00	1,005.03	.00	2,021,937.37	.00	2,021,937.37
14:LIBERTY TWP	1,816,730.47	.00	.00	1,169.38	.00	1,815,561.09	.00	1,815,561.09
15:LOPATCONG TWP	5,747,261.16	.00	.00	7,219.55	.00	5,740,041.61	.00	5,740,041.61
16:MANSFIELD TWP	4,730,110.94	.00	.00	2,144.60	.00	4,727,966.34	.00	4,727,966.34
17:OXFORD TWP	1,144,968.66	.00	.00	536.80	.00	1,144,431.86	.00	1,144,431.86
19:PHILLIPSBURG TOWN	4,825,120.94	.00	.00	30,207.98	.00	4,794,912.96	.00	4,794,912.96
20:POHATCONG TWP	2,348,598.20	.00	.00	27,734.64	.00	2,320,863.56	.00	2,320,863.56
21:WASHINGTON BORO	3,012,063.97	.00	.00	4,702.15	.00	3,007,361.82	.00	3,007,361.82
22:WASHINGTON TWP	4,538,014.00	.00	.00	6,817.51	.00	4,531,196.49	.00	4,531,196.49
23:WHITE TWP	3,548,927.58	.00	.00	4,866.09	.00	3,544,061.49	.00	3,544,061.49
WARREN	70,719,736.74	.00	.00	181,379.74	.00	70,538,357.00	.00	70,538,357.00

2018 ABSTRACT OF RATABLES FOR THE COUNTY OF WARREN

TAXING DISTRICTS	SECTION 12 - B			SECTION 12 - C		
	(A) COUNTY LIBRARY TAXES APPORTIONED	(B) COUNTY HEALTH SERVICE TAXES APPORTIONED	(C) COUNTY OPEN SPACE TAXES APPORTIONED	LOCAL TAXES TO BE RAISED FOR:		
				(i) DISTRICT SCHOOL PURPOSES		
				(A) DISTRICT SCHOOL (adjusted for BPP)	(B) REG., CONSOL. & JOINT SCHOOL (adjusted for BPP)	(C) LOCAL SCHOOL (adjusted for BPP)
01:ALLAMUCHY TWP	326,065.05	.00	188,902.14	9,388,009.00	.00	.00
02:ALPHA BORO	.00	.00	60,680.47	3,394,958.00	.00	.00
03:BELVIDERE TOWN	99,781.67	.00	57,807.39	3,864,525.00	.00	.00
04:BLAIRSTOWN TWP	361,500.69	.00	209,431.38	5,401,602.00	5,763,601.00	.00
05:FRANKLIN TWP	211,048.84	.00	122,268.78	3,884,482.00	4,209,762.00	.00
06:FRELINGHUYSEN TWP	143,292.39	.00	83,014.84	2,099,749.00	2,172,601.00	.00
07:GREENWICH TWP	376,177.25	.00	217,934.08	10,758,915.00	.00	.00
08:HACKETTSTOWN TOWN	.00	.00	303,109.75	17,455,197.00	.00	.00
09:HARDWICK TWP	95,043.62	.00	55,062.45	1,223,398.00	1,667,500.00	.00
10:HARMONY TWP	283,265.81	.00	164,106.88	6,255,541.00	.00	.00
11:HOPE TWP	117,627.01	.00	68,145.89	3,810,717.00	.00	.00
12:INDEPENDENCE TWP	307,630.12	.00	178,222.07	.00	9,495,577.00	.00
13:KNOWLTON TWP	161,319.77	.00	93,458.80	2,793,225.00	2,757,399.00	.00
14:LIBERTY TWP	144,875.37	.00	83,931.93	.00	5,165,019.00	.00
15:LOPATCONG TWP	458,315.98	.00	265,520.23	14,309,122.00	.00	.00
16:MANSFIELD TWP	377,203.22	.00	218,528.46	5,825,670.00	7,249,195.00	.00
17:OXFORD TWP	91,305.65	.00	52,896.91	4,163,145.00	.00	.00
19:PHILLIPSBURG TOWN	.00	.00	222,917.87	12,140,485.00	.00	.00
20:POHATCONG TWP	187,289.22	.00	108,503.91	6,151,221.00	.00	.00
21:WASHINGTON BORO	.00	.00	139,155.66	5,252,898.00	4,976,154.00	.00
22:WASHINGTON TWP	361,884.43	.00	209,653.69	6,218,548.00	7,900,631.00	.00
23:WHITE TWP	283,009.91	.00	163,958.48	7,013,654.00	.00	.00
WARREN	4,386,636.00	.00	3,267,212.06	131,405,061.00	51,357,439.00	.00

2018 ABSTRACT OF RATABLES FOR THE COUNTY OF WARREN

TAXING DISTRICTS	SECTION 12 - C			SECTION 12 - D
	LOCAL TAXES TO BE RAISED FOR:			TOTAL LEVY ON WHICH TAX RATE IS COMPUTED
	(ii) LOCAL MUNICIPAL PURPOSES			
	(A) MUNICIPAL BUDGET (adjusted for BPP)	(B) MUNICIPAL OPEN SPACE BUDGET	(C) MUNICIPAL LIBRARY BUDGET	
01:ALLAMUCHY TWP	2,374,961.00	113,463.00	.00	16,479,010.12
02:ALPHA BORO	1,698,242.89	82,665.02	67,241.91	6,609,849.76
03:BELVIDERE TOWN	2,113,449.44	.00	.00	7,386,271.39
04:BLAIRSTOWN TWP	.00	142,666.00	.00	16,404,580.08
05:FRANKLIN TWP	1,089,762.00	41,418.00	.00	12,203,148.27
06:FRELINGHUYSEN TWP	747,598.00	58,080.00	.00	7,097,155.82
07:GREENWICH TWP	3,075,244.43	239,485.78	.00	19,383,492.63
08:HACKETTSTOWN TOWN	6,366,498.00	.00	336,650.00	30,982,789.57
09:HARDWICK TWP	751,568.00	31,633.00	.00	5,015,653.82
10:HARMONY TWP	1,352,599.42	239,081.00	.00	11,844,673.16
11:HOPE TWP	842,226.00	55,476.00	.00	6,340,852.39
12:INDEPENDENCE TWP	2,828,422.00	.00	.00	16,667,228.86
13:KNOWLTON TWP	1,042,730.50	51,690.99	.00	8,921,761.43
14:LIBERTY TWP	851,559.00	53,600.00	.00	8,114,546.39
15:LOPATCONG TWP	4,958,842.15	264,691.00	.00	25,996,532.97
16:MANSFIELD TWP	4,120,790.74	134,649.77	.00	22,654,003.53
17:OXFORD TWP	917,635.00	.00	.00	6,369,414.42
19:PHILLIPSBURG TOWN	10,720,397.45	142,014.40	244,032.69	28,264,760.37
20:POHATCONG TWP	4,249,050.88	173,157.95	.00	13,190,086.52
21:WASHINGTON BORO	5,410,409.05	72,959.18	154,309.03	19,013,246.74
22:WASHINGTON TWP	4,711,611.87	137,101.35	.00	24,070,626.83
23:WHITE TWP	388,403.68	111,661.94	.00	11,504,749.50
WARREN	60,612,001.50	2,145,494.38	802,233.63	324,514,434.57

2018 ABSTRACT OF RATABLES FOR THE COUNTY OF WARREN

TAXING DISTRICTS	SECTION 13						
	REAL PROPERTY EXEMPT FROM TAXATION						
	(A) PUBLIC SCHOOL	(B) OTHER SCHOOL	(C) PUBLIC PROPERTY	(D) CHURCH AND CHARITABLE	(E) CEMETERIES AND GRAVEYARDS	(F) OTHER EXEMPTS	(G) TOTAL AMOUNT OF EXEMPTS (13A+B+C+D+E+F)
01:ALLAMUCHY TWP	13,365,811	1,507,189	28,170,498	0	25,100	11,472,110	54,540,708
02:ALPHA BORO	1,260,200	0	14,364,600	4,094,400	1,059,700	1,682,500	22,461,400
03:BELVIDERE TOWN	13,751,700	167,400	16,851,800	5,290,700	401,900	1,641,100	38,104,600
04:BLAIRSTOWN TWP	25,057,309	32,000,500	18,017,029	12,228,130	490,600	7,570,665	95,364,233
05:FRANKLIN TWP	17,674,800	711,800	11,444,620	4,082,200	282,900	5,617,700	39,814,020
06:FRELINGHUYSEN TWP	1,230,100	888,700	14,681,920	4,514,620	325,600	11,333,100	32,974,040
07:GREENWICH TWP	1,146,100	0	7,959,460	3,367,100	956,800	2,357,000	15,786,460
08:HACKETTSTOWN TOWN	24,917,400	42,703,200	17,597,900	45,186,400	195,000	25,142,300	155,742,200
09:HARDWICK TWP	0	0	57,557,100	295,100	79,600	13,866,400	71,798,200
10:HARMONY TWP	5,202,900	0	21,141,100	3,871,100	198,500	4,072,000	34,485,600
11:HOPE TWP	3,021,600	197,300	14,173,443	2,394,233	181,000	2,339,600	22,307,176
12:INDEPENDENCE TWP	10,083,300	0	8,953,900	8,128,300	692,400	6,666,100	34,524,000
13:KNOWLTON TWP	2,132,600	0	18,298,700	3,342,200	274,500	3,367,500	27,415,500
14:LIBERTY TWP	3,975,700	161,500	16,246,100	656,800	164,100	526,400	21,730,600
15:LOPATCONG TWP	13,383,600	0	20,830,491	6,353,300	0	96,757,000	137,324,391
16:MANSFIELD TWP	5,167,800	0	53,790,100	4,636,300	620,700	4,227,200	68,442,100
17:OXFORD TWP	9,400,200	542,900	24,043,850	3,474,618	167,300	3,982,967	41,611,835
19:PHILLIPSBURG TOWN	54,869,500	15,059,700	78,809,800	66,109,700	910,300	6,797,000	222,556,000
20:POHATCONG TWP	10,439,400	1,270,000	10,634,200	3,532,500	80,000	3,008,900	28,965,000
21:WASHINGTON BORO	11,390,225	1,684,300	6,922,300	9,134,200	331,300	2,940,300	32,402,625
22:WASHINGTON TWP	28,572,948	0	12,239,200	13,485,700	238,600	6,211,500	60,747,948
23:WHITE TWP	2,897,600	0	45,732,993	5,251,500	90,200	5,541,500	59,513,793
WARREN	258,940,793	96,894,489	518,461,104	209,429,101	7,766,100	227,120,842	1,318,612,429

2018 ABSTRACT OF RATABLES FOR THE COUNTY OF WARREN

TAXING DISTRICTS	SECTION 14				SECTION 15	
	AMOUNT OF MISCELLANEOUS REVENUES TO SUPPORT LOCAL BUDGET				DEDUCTIONS ALLOWED	
	(A)	(B)	(C)	(D)	(A)	(B)
	SURPLUS REVENUE	MISCELLANEOUS REVENUES ANTICIPATED	RECEIPTS FROM DELINQUENT TAX	TOTAL OF MISCELLANEOUS REVENUES (COL. 14A+B+C)	SENIOR CITIZEN, DISABLED AND SURVIVING SPOUSE	VETERANS AND WIDOWS
01:ALLAMUCHY TWP	375,000.00	829,868.46	147,149.00	1,352,017.46	3,000.00	35,500.00
02:ALPHA BORO	510,000.00	342,583.61	130,000.00	982,583.61	7,000.00	26,250.00
03:BELVIDERE TOWN	211,000.00	920,794.82	150,000.00	1,281,794.82	2,250.00	19,500.00
04:BLAIRSTOWN TWP	795,508.00	3,013,190.00	220,000.00	4,028,698.00	5,500.00	40,500.00
05:FRANKLIN TWP	591,650.00	382,989.00	180,000.00	1,154,639.00	4,250.00	19,500.00
06:FRELINGHUYSEN TWP	396,819.00	333,368.00	130,000.00	860,187.00	3,500.00	13,750.00
07:GREENWICH TWP	920,000.00	623,980.64	280,000.00	1,823,980.64	4,250.00	23,250.00
08:HACKETTSTOWN TOWN	1,955,000.00	1,493,823.59	345,000.00	3,793,823.59	13,750.00	48,000.00
09:HARDWICK TWP	151,996.00	233,233.00	92,000.00	477,229.00	2,750.00	10,750.00
10:HARMONY TWP	750,000.00	870,950.00	150,000.00	1,770,950.00	5,000.00	20,500.00
11:HOPE TWP	169,948.00	435,240.00	25,000.00	630,188.00	1,500.00	14,250.00
12:INDEPENDENCE TWP	750,000.00	586,941.96	205,000.00	1,541,941.96	9,250.00	31,000.00
13:KNOWLTON TWP	320,000.00	621,191.20	325,000.00	1,266,191.20	2,500.00	14,750.00
14:LIBERTY TWP	620,000.00	586,633.78	175,000.00	1,381,633.78	5,000.00	14,750.00
15:LOPATCONG TWP	465,000.00	2,016,954.19	750,000.00	3,231,954.19	16,750.00	67,000.00
16:MANSFIELD TWP	500,000.00	1,599,709.81	540,000.00	2,639,709.81	10,500.00	37,250.00
17:OXFORD TWP	138,000.00	1,478,503.00	165,000.00	1,781,503.00	5,250.00	15,250.00
19:PHILLIPSBURG TOWN	1,275,000.00	4,129,198.08	980,000.00	6,384,198.08	31,500.00	83,250.00
20:POHATCONG TWP	530,000.00	1,165,546.01	200,000.00	1,895,546.01	11,000.00	36,750.00
21:WASHINGTON BORO	675,000.00	1,468,576.00	400,000.00	2,543,576.00	7,000.00	28,750.00
22:WASHINGTON TWP	279,000.00	4,721,545.66	541,000.00	5,541,545.66	3,750.00	45,750.00
23:WHITE TWP	385,000.00	1,113,621.24	520,000.00	2,018,621.24	7,250.00	66,250.00
WARREN	12,763,921.00	28,968,442.05	6,650,149.00	48,382,512.05	162,500.00	712,500.00

2018 ABSTRACT OF RATABLES FOR THE COUNTY OF WARREN

TAXING DISTRICTS	ADDENDUM TO ABSTRACT OF RATABLES -- ASSESSED VALUE OF PARTIAL EXEMPTIONS & ABATEMENTS (COLUMN 3)								
	(1) POLLUTION CONTROL	(2) FIRE SUPPRESSION	(3) FALLOUT SHELTER	(4) WATER- SEWER FACILITY	(5) RENEWABLE ENERGY	(6) UEZ ABATEMENT	(7) HOME IMPROVEMENT	(8) MULTI- FAMILY DWELLING	(9) CLASS 4 ABATEMENT
01:ALLAMUCHY TWP	0	0	0	0	0	0	0	0	0
02:ALPHA BORO	0	0	0	0	0	0	0	0	0
03:BELVIDERE TOWN	0	0	0	0	0	0	0	0	0
04:BLAIRSTOWN TWP	0	0	0	0	0	0	0	0	0
05:FRANKLIN TWP	0	0	0	0	0	0	0	0	0
06:FRELINGHUYSEN TWP	0	0	0	0	0	0	0	0	0
07:GREENWICH TWP	0	0	0	0	0	0	0	0	0
08:HACKETTSTOWN TOWN	0	15,200	0	0	0	0	0	0	0
09:HARDWICK TWP	0	0	0	0	0	0	0	0	0
10:HARMONY TWP	0	0	0	0	0	0	0	0	0
11:HOPE TWP	0	0	0	0	0	0	0	0	0
12:INDEPENDENCE TWP	0	0	0	0	0	0	0	0	0
13:KNOWLTON TWP	0	0	0	0	0	0	0	0	0
14:LIBERTY TWP	0	0	0	0	0	0	0	0	0
15:LOPATCONG TWP	0	0	0	0	0	0	0	0	0
16:MANSFIELD TWP	0	0	0	0	0	0	0	0	0
17:OXFORD TWP	0	0	0	0	0	0	0	0	0
19:PHILLIPSBURG TOWN	10,605,000	0	0	0	0	0	0	0	0
20:POHATCONG TWP	0	0	0	0	0	0	0	0	0
21:WASHINGTON BORO	0	0	0	0	0	0	0	0	0
22:WASHINGTON TWP	0	0	0	0	0	0	0	0	0
23:WHITE TWP	0	0	0	0	0	0	0	0	0
WARREN	10,605,000	15,200	0	0	0	0	0	0	0

2010 ABSTRACT OF RATABLES FOR THE COUNTY OF WARREN

ADDENDUM TO ABSTRACT OF RATABLES -- ASSESSED VALUE OF PARTIAL EXEMPTIONS & ABATEMENTS (CONTINUED)

TAXING DISTRICTS	(10)	(11)	(12)	(13)	(14)	(15)	(16)	(17)
	DWELLING ABATEMENT	DWELLING EXEMPTION	NEW DWELLING CONVERSION ABATEMENT	NEW DWELLING CONVERSION EXEMPTION	MULTI-DWELLING EXEMPTION	MULTI-DWELLING ABATEMENT	COMMERCIAL/ INDUSTRIAL EXEMPTION	TOTAL VALUE
01:ALLAMUCHY TWP	0	0	0	0	0	0	0	0
02:ALPHA BORO	0	0	0	0	0	0	0	0
03:BELVIDERE TOWN	0	0	0	0	0	0	0	0
04:BLAIRSTOWN TWP	0	0	0	0	0	0	0	0
05:FRANKLIN TWP	0	0	0	0	0	0	0	0
06:FRELINGHUYSEN TWP	0	0	0	0	0	0	0	0
07:GREENWICH TWP	0	0	0	0	0	0	0	0
08:HACKETTSTOWN TOWN	0	0	0	0	0	0	0	15,200
09:HARDWICK TWP	0	0	0	0	0	0	0	0
10:HARMONY TWP	0	0	0	0	0	0	0	0
11:HOPE TWP	0	0	0	0	0	0	0	0
12:INDEPENDENCE TWP	0	0	0	0	0	0	0	0
13:KNOWLTON TWP	0	0	0	0	0	0	0	0
14:LIBERTY TWP	0	0	0	0	0	0	0	0
15:LOPATCONG TWP	0	0	0	0	0	0	0	0
16:MANSFIELD TWP	0	0	0	0	0	0	0	0
17:OXFORD TWP	0	0	0	0	0	0	0	0
19:PHILLIPSBURG TOWN	0	0	0	0	0	0	0	10,605,000
20:POHATCONG TWP	0	0	0	0	0	0	0	0
21:WASHINGTON BORO	0	0	0	0	0	0	500,000	500,000
22:WASHINGTON TWP	0	0	0	0	0	0	0	0
23:WHITE TWP	0	0	0	0	0	0	0	0
WARREN	0	0	0	0	0	0	500,000	11,120,200

2018 ABSTRACT OF RATABLES FOR THE COUNTY OF WARREN

TAXING DISTRICTS	ADDENDUM -- EQUALIZED VALUE BASED ON IN LIEU OF TAXES (COL.10B)				
	(1) C.12 PL 1977 IN LIEU OF TAX	(2) NJ HOUSING FINANCE AGENCY	(3) URBAN RENEWAL	(4) OTHER	(5) TOTAL
01:ALLAMUCHY TWP	0	0	0	0	0
02:ALPHA BORO	0	0	0	0	0
03:BELVIDERE TOWN	0	0	0	0	0
04:BLAIRSTOWN TWP	0	0	0	0	0
05:FRANKLIN TWP	0	0	0	0	0
06:FRELINGHUYSEN TWP	0	0	0	0	0
07:GREENWICH TWP	0	0	0	0	0
08:HACKETTSTOWN TOWN	0	0	0	0	0
09:HARDWICK TWP	0	0	0	0	0
10:HARMONY TWP	0	0	0	0	0
11:HOPE TWP	0	0	0	0	0
12:INDEPENDENCE TWP	0	0	0	0	0
13:KNOWLTON TWP	0	0	0	0	0
14:LIBERTY TWP	0	0	0	0	0
15:LOPATCONG TWP	0	0	0	0	0
16:MANSFIELD TWP	0	0	0	0	0
17:OXFORD TWP	0	0	0	0	0
19:PHILLIPSBURG TOWN	0	0	0	0	0
20:POHATCONG TWP	0	0	0	0	0
21:WASHINGTON BORO	0	0	0	0	0
22:WASHINGTON TWP	0	0	0	0	0
23:WHITE TWP	0	0	0	0	0
WARREN	0	0	0	0	0

2018 ABSTRACT OF RATABLES FOR THE COUNTY OF WARREN

TAXING DISTRICT	ADDENDUM: STATE AID ADJUSTMENT FOR BPP			ADDENDUM: REAP DISTRIBUTION SUMMARY		
	COUNTY	SCHOOL	MUNICIPAL	ELIGIBLE PROPERTY ASSESSMENTS	R.E.A.P. AID	TAX RATE CREDIT
01:ALLAMUCHY TWP						
02:ALPHA BORO						
03:BELVIDERE TOWN						
04:BLAIRSTOWN TWP						
05:FRANKLIN TWP						
06:FRELINGHUYSEN TWP						
07:GREENWICH TWP						
08:HACKETTSTOWN TOWN						
09:HARDWICK TWP						
10:HARMONY TWP						
11:HOPE TWP						
12:INDEPENDENCE TWP						
13:KNOWLTON TWP						
14:LIBERTY TWP						
15:LOPATCONG TWP						
16:MANSFIELD TWP						
17:OXFORD TWP						
19:PHILLIPSBURG TOWN						
20:POHATCONG TWP						
21:WASHINGTON BORO						
22:WASHINGTON TWP						
23:WHITE TWP						
WARREN						

2018 ABSTRACT OF RATAILES FOR THE COUNTY OF WARREN

BREAKDOWN OF GENERAL TAX RATE

TAXING DISTRICTS	BREAKDOWN OF GENERAL TAX RATE											
	COUNTY TAX	LIBRARY TAX	HEALTH SERVICE TAX	COUNTY OPEN SPACE TAX	DISTRICT SCHOOL TAX	REGIONAL SCHOOL TAX	LOCAL SCHOOL TAX	MUNICIPAL PURPOSE TAX	MUNICIPAL OPEN SPACE TAX	MUNICIPAL LIBRARY TAX	GENERAL TAX RATE	EFFECTIVE TAX RATE
01:ALLAMUCHY TWP	.721	.058	.000	.034	1.655	.000	.000	.418	.019	.000	2.905	2.617
02:ALPHA BORO	.634	.000	.000	.030	1.647	.000	.000	.823	.040	.032	3.206	3.268
03:BELVIDERE TOWN	.986	.079	.000	.046	3.045	.000	.000	1.665	.000	.000	5.821	3.833
04:BLAIRSTOWN TWP	.635	.051	.000	.030	.758	.807	.000	.000	.019	.000	2.300	2.350
05:FRANKLIN TWP	.639	.051	.000	.030	.938	1.016	.000	.263	.010	.000	2.947	2.994
06:FRELINGHUYSEN TWP	.618	.050	.000	.029	.723	.748	.000	.257	.019	.000	2.444	2.565
07:GREENWICH TWP	.788	.063	.000	.037	1.797	.000	.000	.513	.040	.000	3.238	2.668
08:HACKETTSTOWN TOWN	.637	.000	.000	.030	1.704	.000	.000	.621	.000	.032	3.024	3.066
09:HARDWICK TWP	.754	.061	.000	.035	.774	1.054	.000	.475	.019	.000	3.172	2.733
10:HARMONY TWP	.743	.060	.000	.035	1.308	.000	.000	.282	.050	.000	2.478	2.165
11:HOPE TWP	.652	.054	.000	.031	1.717	.000	.000	.379	.025	.000	2.858	2.791
12:INDEPENDENCE TWP	.768	.062	.000	.035	.000	1.888	.000	.562	.000	.000	3.315	2.806
13:KNOWLTON TWP	.783	.063	.000	.037	1.080	1.066	.000	.403	.020	.000	3.452	2.864
14:LIBERTY TWP	.678	.055	.000	.031	.000	1.927	.000	.317	.020	.000	3.028	2.900
15:LOPATCONG TWP	.651	.052	.000	.031	1.622	.000	.000	.562	.029	.000	2.947	2.937
16:MANSFIELD TWP	.703	.057	.000	.032	.865	1.076	.000	.612	.020	.000	3.365	3.110
17:OXFORD TWP	.722	.058	.000	.034	2.624	.000	.000	.578	.000	.000	4.016	3.612
19:PHILLIPSBURG TOWN	.676	.000	.000	.032	1.710	.000	.000	1.509	.020	.034	3.981	3.804
20:POHATCONG TWP	.672	.055	.000	.032	1.780	.000	.000	1.229	.050	.000	3.818	3.647
21:WASHINGTON BORO	.821	.000	.000	.038	1.433	1.358	.000	1.475	.019	.042	5.186	4.099
22:WASHINGTON TWP	.661	.053	.000	.031	.908	1.152	.000	.687	.020	.000	3.512	3.444
23:WHITE TWP	.635	.051	.000	.030	1.256	.000	.000	.069	.020	.000	2.061	2.105

WARREN COUNTY BOARD OF TAXATION
SPECIAL FIRE DISTRICT – 2018


WASHINGTON TWP


2018 Fire District Rate	\$0.078
-------------------------	---------

2018 ABSTRACT OF RATABLES FOR THE COUNTY OF WARREN

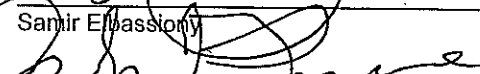
Total Amount of Miscellaneous Revenues (included Surplus Revenues Appropriated) for the Support of the County Budget	19,674,249.60
Rate per \$100 to be applied to Column 11 for apportionment of County Taxes	.64935856
Net County Taxes Apportioned (Column 12 A iii)	70,538,357.00
* Adjustments (Net Total (Column 12 A i))	181,379.74
* Net Overpayments are added to the Net Taxes Apportioned Net Underpayments are deducted from the Net Taxes Apportioned	
Rate per \$100 to be applied to Column 11 for apportionment of Library Taxes	.05178317
Rate per \$100 to be applied to Column 11 for apportionment of Health Taxes	.00000000
Rate per \$100 to be applied to Column 11 for apportionment of Open Space Taxes	.03000000
County Percentage Level of Taxable Value of Real Property is 100%	


WARREN COUNTY BOARD OF TAXATION


Darryl Malcolm, President


Jane Santini



Samir Elmassiony


Robert Moore


William Watras

ATTEST: 
Melissa Pritchett

I hereby certify this to be a true copy of the Abstract of Ratables and Exemptions for the County of WARREN,
State of New Jersey for the year 2018 as filed with me by the WARREN County Board of Taxation


Daniel Olshefski
County Treasurer


WARREN COUNTY BOARD OF TAXATION

SPECIAL FIRE DISTRICT CERTIFICATION - 2018

WASHINGTON TOWNSHIP

2018 State Aid Ratables	\$684,535,976
2018 Amt to be Raised by Taxation	\$535,857
2018 Fire District Rate	\$0.078

Certified: 7/25/2018



Melissa Pritchett
Tax Administrator